

Pricelist

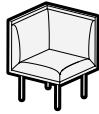
Effective 01/11/2024

DESIGNED BY MARTIN BRATTRUD STUDIO

An incredibly versatile and adaptable banquette, K-2 is specified across a range of industries including universities, corporate offices and stadiums. Perfectly vertical tubular steel legs support the crisp surround, which can be specified upholstered or in wood veneer. Seat cushions ride on sinuous springs for comfort, and lumbar cushions can be inset on either side or both to reveal the surround.



BANQUETTES	2
BENCHES	5
MATERIALS & FINISHES	8



940-03

Banquette, Corner

Single Upholstery		yds	sqft
		5	90
Multiple Upholstery	Lumbar/Back (C) Cushion	1.75	32
	Body (A) and Seat (B) Cushions	3.75	68
Outer Width			27"
Outer Depth			27"
Outer Height			36"
Seat Height			19"
Seat Depth			21"
Carton Weight			115 lbs
Carton Volume			20 cu ft



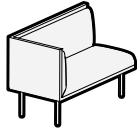
940-48

Banquette, No Arms

Single Upholstery		yds	sqft
		4.5	81
Multiple Upholstery	Lumbar/Back (C) Cushion	1.75	32
	Body (A) and Seat (B) Cushions	3.25	59
Outer Width			48"
Outer Depth			27"
Outer Height			36"
Seat Height			19"
Seat Depth			21"
Carton Weight			150 lbs
Carton Volume			34 cu ft

COM	COL	MB LEATHER		GRADE-IN FABRICS									
		A	B	1	2	3	4	5	6	7	8	9	
2975	3273	4415	4775	3295	3395	3495	3595	3695	3795	3895	3995	4095	
SURROUND		Standard in Fully Upholstered						This style may be altered to meet spatial needs. Contact factory. Deduct .25 yd when ordering wood or laminate surround.					
		Laminate						add 949					
		Ash						add 1224					
		Walnut						add 1268					
LEGS		Standard in Powder Coat						GSA SIN NOC/CLM					
		Stainless Steel						add 44					
								√ SCS Certified Indoor Advantage Gold					
								See Materials & Finishes on page 8					


COM	COL	MB LEATHER		GRADE-IN FABRICS									
		A	B	1	2	3	4	5	6	7	8	9	
2973	3270	4269	4593	3261	3351	3441	3531	3621	3711	3801	3891	3981	
LUMBAR		Standard with Full						This style may be altered to meet spatial needs. Contact factory. Deduct .5 yd when ordering wood or laminate surround.					
		Centered - Inset Left & Right						add 0					
		Inset Left Facing						add 0					
		Inset Right Facing						add 0					
SURROUND		Standard in Fully Upholstered						GSA SIN NOC/CLM					
		Laminate						add 924					
		Ash						add 1199					
		Walnut						add 1243					
LEGS		Standard in Powder Coat						√ SCS Certified Indoor Advantage Gold					
		Stainless Steel						add 44					
								See Materials & Finishes on page 8					



940-54LAF

Banquette, Arm LAF

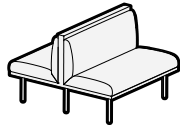
Upholstery		yds	sqft
Single Upholstery		6	108
Multiple Upholstery	Lumbar/Back (C) Cushion	2.25	41
	Body (A) and Seat (B) Cushions	3.75	68



940-54RAF

Outer Width	54"
Outer Depth	27"
Outer Height	36"
Seat Height	19"
Seat Depth	21"
Carton Weight	162 lbs
Carton Volume	38 cu ft

Banquette, Low, Back to Back, Single Seat



940-48BTB

Upholstery		yds	sqft
Single Upholstery		8.5	153
Multiple Upholstery	Lumbar / Back (C) Cushion	3	54
	Body (A) and Seat (B) Cushion	5.5	99

Outer Width	48"
Outer Depth	54"
Outer Height	36"
Seat Height	19"
Seat Depth	21"

COM	COL	MB LEATHER		GRADE-IN FABRICS								
		A	B	1	2	3	4	5	6	7	8	9
3143	3457	4871	5303	3527	3647	3767	3887	4007	4127	4247	4367	4487

SURROUND	Standard in Fully Upholstered		
	Laminate	add	1206
	Ash	add	1488
	Walnut	add	1533

This style may be altered to meet spatial needs. Contact factory. Deduct .5 yd when ordering wood or laminate surround.

LEGS	Standard in Powder Coat		
	Stainless Steel	add	44

GSA SIN NOC/CLM

✓ SCS Certified Indoor Advantage Gold

See [Materials & Finishes](#) on page 8

COM	COL	MB LEATHER		GRADE-IN FABRICS								
		A	B	1	2	3	4	5	6	7	8	9
5991	6590	8439	9051	6535	6705	6875	7045	7215	7385	7555	7725	7895

LUMBAR	Standard with Full		
	Centered - Inset Left & Right	add	0
	Inset Left Facing	add	0
	Inset Right Facing	add	0

This style may be altered to meet spatial needs. Contact factory. Deduct .5 yd when ordering wood or laminate surround.


SURROUND	Laminate	add	1184
	Ash	add	1473
	Walnut	add	1518

GSA SIN NOC/CLM

✓ SCS Certified Indoor Advantage Gold

See [Materials & Finishes](#) on page 8

LEGS	Standard in Powder Coat		
	Stainless Steel	add	44



942-48BTB

Banquette, Mid, Back to Back, Single Seat

Single Upholstery		yds	sqft
		8.5	153

Multiple Upholstery	Lumbar / Back (C) Cushion	3	54
	Body (A) and Seat (B) Cushion	6	108

Outer Width		48"	
Outer Depth		54"	
Outer Height		42"	
Seat Height		19"	
Seat Depth		21"	

COM	COL	MB LEATHER		GRADE-IN FABRICS								
		A	B	1	2	3	4	5	6	7	8	9
6257	6883	8705	9317	6801	6971	7141	7311	7481	7651	7821	7991	8161

LUMBAR	Standard with Full Centered - Inset Left & Right											
		Inset Left Facing						add	0			
		Inset Right Facing						add	0			

SURROUND	Standard in Fully Upholstered Laminate							add	1234			
		Ash						add	1523			
		Walnut						add	1568			


LEGS	Standard in Powder Coat Stainless Steel							add	44			

This style may be altered to meet spatial needs. Contact factory. Deduct .5 yd when ordering wood or laminate surround.

GSA SIN NOC/CLM

✓ SCS Certified Indoor Advantage Gold

See [Materials & Finishes](#) on page 8



944-48BTB

Banquette, High, Back to Back, Single Seat

Single Upholstery		yds	sqft
		9	162

Multiple Upholstery	Lumbar / Back (C) Cushion	3	54
	Body (A) and Seat (B) Cushion	6.5	117

Outer Width		48"	
Outer Depth		54"	
Outer Height		54"	
Seat Height		19"	
Seat Depth		21"	

COM	COL	MB LEATHER		GRADE-IN FABRICS								
		A	B	1	2	3	4	5	6	7	8	9
6455	7101	9047	9695	7031	7211	7391	7571	7751	7931	8111	8291	8471

LUMBAR	Standard with Full Centered - Inset Left & Right											
		Inset Left Facing						add	0			
		Inset Right Facing						add	0			

SURROUND	Standard in Fully Upholstered Laminate							add	1284			
		Ash						add	1580			
		Walnut						add	1625			

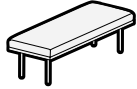
LEGS	Standard in Powder Coat Stainless Steel							add	44			

This style may be altered to meet spatial needs. Contact factory. Deduct .5 yd when ordering wood or laminate surround.

GSA SIN NOC/CLM

✓ SCS Certified Indoor Advantage Gold

See [Materials & Finishes](#) on page 8



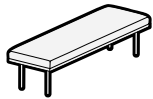
943-60B

Bench, Single Seat

Single Upholstery	yds	sqft
	3.25	59

Outer Width	60"	
Outer Depth	24"	
Outer Height	19"	

COM	COL	MB LEATHER		GRADE-IN FABRICS									
		A	B	1	2	3	4	5	6	7	8	9	
2556	2812	3492	3726	2764	2829	2894	2959	3024	3089	3154	3219	3284	
PLATFORM		Standard in Fully Upholstered						This style may be altered to meet spatial needs. Contact factory.					
		Laminate						add 475					
		Ash						add 575					
		Walnut						add 623					
LEGS		Standard in Powder Coat						✓ SCS Certified Indoor Advantage Gold					
		Stainless Steel						add 44					
See Materials & Finishes on page 8													



943-72B

Bench, Single Seat

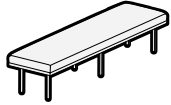
Single Upholstery	yds	sqft
	3.5	63

Outer Width	72"	
Outer Depth	24"	
Outer Height	19"	

COM	COL	MB LEATHER		GRADE-IN FABRICS									
		A	B	1	2	3	4	5	6	7	8	9	
2969	3266	3977	4229	3193	3263	3333	3403	3473	3543	3613	3683	3753	
PLATFORM		Standard in Fully Upholstered						This style may be altered to meet spatial needs. Contact factory.					
		Laminate						add 541					
		Ash						add 639					
		Walnut						add 681					
LEGS		Standard in Powder Coat						✓ SCS Certified Indoor Advantage Gold					
		Stainless Steel						add 44					
See Materials & Finishes on page 8													

K-2

Martin
/ Brattrud



943-84B

Bench, Single Seat

Single Upholstery	yds	sqft
	4	72

Outer Width		84"
Outer Depth		24"
Outer Height		19"

COM	COL	MB LEATHER		GRADE-IN FABRICS									
		A	B	1	2	3	4	5	6	7	8	9	
3408	3749	4560	4848	3664	3744	3824	3904	3984	4064	4144	4224	4304	
PLATFORM		Standard in Fully Upholstered						This style may be altered to meet spatial needs. Contact factory.					
		Laminate						add 594					
		Ash						add 701					
		Walnut						add 743					
LEGS		Standard in Powder Coat						✓ SCS Certified Indoor Advantage Gold					
		Stainless Steel						add 44					
See Materials & Finishes on page 8													

Notes

Metal Legs

Standard Finish: Powder Coat

[View Powder Coat - Metallics](#)

[View Powder Coat - Neutrals](#)

[View Powder Coat - Color](#)






































Custom Powder Coat Finish produced upon receipt of a customer supplied RAL# and fee of \$385 Net, with a minimum order of 15.

Premium Finish: Stainless Steel, Satin (**SSS**) or Polished (**PSS**)

[View Stainless Steel Standards](#)

May be altered to meet spatial needs. Contact factory.

Materials & Finishes

Metal	POWDER COAT - COLOR	 CLD Cloud	 CMT Cement	 MTL Gunmetal	 SEA Deep Sea	 VBG Vandenberg	 DNE Dune
		 CRL Coral	 AGV Agave	 CHR Churro			
	POWDER COAT - NEUTRALS	 SRG Sugar Gloss	 SGM Sugar Matte	 CBG Carbon Gloss	 CBN Carbon Matte		
	POWDER COAT - METALLICS	 SIL Silver	 LD Lead	 BRZ Bronze	 FLI Flint	 MCA Mica	
	STAINLESS STEEL	 PSS Polished Stainless Steel	 SSS Satin Stainless Steel				
Wood	ASH	 ASH1 Shoji	 ASH2 Cinder	 ASH3 Storm	 ASH8 Natural	 ASH9 Coal	 ASH10 Driftwood
		 ASH11 Burro	 ASH12 Char	 ASH13 Dune	 ASH14 Coral	 ASH15 Agave	 ASH16 Deep Sea
		 ASH17 Vandenberg					
	WALNUT	 WAL1 Natural	 WAL2 Deep				
Other	LAMINATE	 LMWM White Matte	 LMBM Black Matte				

Notes

SEE FINISHES ONLINE

WOOD: <https://martinbrattrud.com/Wood>

METAL & PAINT: <https://martinbrattrud.com/Metal>

CORIAN®: <https://martinbrattrud.com/Corian®>

STONE: <https://martinbrattrud.com/Stone>