






Martin Brattrud Inc.


Style		COM	COL	MB Leather Grade			Fabric Grades			MB Masquerade		MB Indulgence			Fabric Yardage	Sq. Ft. Leather	Dimensions	
				A	B	C	1	2	3	4	5	6	7	8			9	OW
K-2 940-48	<b>Banquettes</b> Armless Lumbar Full	2112	2323	3372	3550	3732	2391	2481	2571	2652	2742	2832	2922	3012	3102	4.5	81	OW 48 OD 27
		<b>Multiple Upholstery</b>																
		<b>Lumbar/ Back (C) Cushion</b>														1.75	31.5	OH 36
		<b>Body (A) and Seat (B) Cushions</b>														3.25	58.5	SH 19
		Standard in Polished Stainless Steel (PSS). Available with Satin Stainless Legs (SSS). Also available in seven Powder Coat colors, add \$40. See footer for options. Width dimension may be readily changed to meet spatial needs. Contact the factory for price and yardage requirements.																SD 21
																		
																Cartoned Wt. (lbs.)	150	
																Cartoned Vol. (cu.ft.)	34	
K-2 940-49	<b>Banquettes</b> Armless Lumbar Centered	2109	2320	3369	3547	3729	2388	2478	2568	2649	2739	2829	2919	3009	3099	4.5	81	OW 48 OD 27
		<b>Multiple Upholstery</b>																
		<b>Lumbar/ Back (C) Cushion</b>														1.75	31.5	OH 36
		<b>Body (A) and Seat (B) Cushions</b>														3.25	58.5	SH 19
		Standard in Polished Stainless Steel (PSS). Available with Satin Stainless Legs (SSS). Also available in seven Powder Coat colors, add \$40. See footer for options. Width dimension may be readily changed to meet spatial needs. Contact the factory for price and yardage requirements.																SD 21
																		
																Cartoned Wt. (lbs.)	150	
																Cartoned Vol. (cu.ft.)	34	
K-2 940-03	<b>Banquettes</b> Corner Lumbar Full	2126	2339	3526	3724	3926	2436	2536	2636	2726	2826	2926	3026	3126	3226	5	90	OW 27 OD 27
		<b>Multiple Upholstery</b>																
		<b>Lumbar/ Back (C) Cushion</b>														1.75	31.5	OH 36
		<b>Body (A) and Seat (B) Cushions</b>														3.75	67.5	SH 19
		Standard in Polished Stainless Steel (PSS). Available with Satin Stainless Legs (SSS). Also available in seven Powder Coat colors, add \$40. See footer for options.																SD 21
																		
																Cartoned Wt. (lbs.)	115	
																Cartoned Vol. (cu.ft.)	20	



Martin Brattrud Inc.

Style		COM	COL	MB Leather Grade			Fabric Grades			MB Masquerade		MB Indulgence			Fabric Yardage	Sq. Ft. Leather	Dimensions	
				A	B	C	1	2	3	4	5	6	7	8			9	OW
K-2 940-50	<b>Banquettes</b> Armless Lumbar Inset: Left Facing	2110	2321	3370	3548	3730	2389	2479	2569	2650	2740	2830	2920	3010	3100	4.5	81	OW 48 OD 27
		<b>Multiple Upholstery</b>																
		<b>Lumbar/ Back (C) Cushion</b>																
		<b>Body (A) and Seat (B) Cushions</b>																
		Standard in Polished Stainless Steel ( <b>PSS</b> ). Available with Satin Stainless Legs ( <b>SSS</b> ). Also available in seven Powder Coat colors, add \$40. See footer for options. Width dimension may be readily changed to meet spatial needs. Contact the factory for price and yardage requirements.																
																		
		<div style="text-align: right;">Cartoned Wt. (lbs.) 150 Cartoned Vol. (cu.ft.) 34</div>																
K-2 940-51	<b>Banquettes</b> Armless Lumbar Inset: Right Facing	2110	2321	3370	3548	3730	2389	2479	2569	2650	2740	2830	2920	3010	3100	4.5	81	OW 48 OD 27
		<b>Multiple Upholstery</b>																
		<b>Lumbar/ Back (C) Cushion</b>																
		<b>Body (A) and Seat (B) Cushions</b>																
		Standard in Polished Stainless Steel ( <b>PSS</b> ). Available with Satin Stainless Legs ( <b>SSS</b> ). Also available in seven Powder Coat colors, add \$40. See footer for options. Width dimension may be readily changed to meet spatial needs. Contact the factory for price and yardage requirements.																
																		
		<div style="text-align: right;">Cartoned Wt. (lbs.) 150 Cartoned Vol. (cu.ft.) 34</div>																







 **QuickShip 15 Program (ADP)**

Martin Brattrud Inc.

Style	COM	COL	MB Leather Grade			Fabric Grades			MB Masquerade		MB Indulgence		Fabric Yardage	Sq. Ft. Leather	Dimensions					
			A	B	C	1	2	3	4	5	6	7			8	9	OW	OD		
K-2 940-42O	Wedge	Outside Back Lumbar Full	2712	2983	3972	4150	4332	2991	3081	3171	3252	3342	3432	3522	3612	3702	4.5	81	OW	48
			<b>Multiple Upholstery</b>																	
			<b>Lumbar/ Back (C) Cushion</b>													1.5	27	OH	36	
			<b>Body (A) and Seat (B) Cushions</b>													3.25	58.5	SH	19	
			Standard in Polished Stainless Steel (PSS).															SD	21	
			<ul style="list-style-type: none"> <li>Available with Satin Stainless Legs (SSS).</li> <li>Also available in seven Powder Coat colors, add \$40. See footer for options.</li> </ul>																	
			Width dimension may be readily changed to meet spatial needs.																	
			Contact the factory for price and yardage requirements.																	
			<b>ADP QuickShip 15 Program (ADP)</b>																	
																	Cartoned Wt. (lbs.)	162		
																	Cartoned Vol. (cu.ft.)	34		
K-2 940-43O	Wedge	Outside Back Lumbar Centered	2710	2981	3970	4148	4330	2989	3079	3169	3250	3340	3430	3520	3610	3700	4.5	81	OW	48
			<b>Multiple Upholstery</b>																	
			<b>Lumbar/ Back (C) Cushion</b>													1.5	27	OH	36	
			<b>Body (A) and Seat (B) Cushions</b>													3.25	58.5	SH	19	
			Standard in Polished Stainless Steel (PSS).															SD	21	
			Available with Satin Stainless Legs (SSS).																	
			Also available in seven Powder Coat colors, add \$40. See footer for options.																	
			Width dimension may be readily changed to meet spatial needs.																	
			Contact the factory for price and yardage requirements.																	
			<b>ADP QuickShip 15 Program (ADP)</b>																	
																	Cartoned Wt. (lbs.)	162		
																	Cartoned Vol. (cu.ft.)	34		
K-2 940-44O	Wedge	Outside Back Lumbar Inset: Left Facing	2711	2982	3971	4149	4331	2990	3080	3170	3251	3341	3431	3521	3611	3701	4.5	81	OW	48
			<b>Multiple Upholstery</b>																	
			<b>Lumbar/ Back (C) Cushion</b>													1.5	27	OH	36	
			<b>Body (A) and Seat (B) Cushions</b>													3.25	58.5	SH	19	
			Standard in Polished Stainless Steel (PSS).															SD	21	
			Available with Satin Stainless Legs (SSS).																	
			Also available in seven Powder Coat colors, add \$40. See footer for options.																	
			Width dimension may be readily changed to meet spatial needs.																	
			Contact the factory for price and yardage requirements.																	
			<b>ADP QuickShip 15 Program (ADP)</b>																	
																	Cartoned Wt. (lbs.)	162		
																	Cartoned Vol. (cu.ft.)	34		
K-2 940-45O	Wedge	Outside Back Lumbar Inset: Right Facing	2711	2982	3971	4149	4331	2990	3080	3170	3251	3341	3431	3521	3611	3701	4.5	81	OW	48
			<b>Multiple Upholstery</b>																	
			<b>Lumbar/ Back (C) Cushion</b>													1.5	27	OH	36	
			<b>Body (A) and Seat (B) Cushions</b>													3.25	58.5	SH	19	
			Standard in Polished Stainless Steel (PSS).															SD	21	
			Available with Satin Stainless Legs (SSS).																	
			Also available in seven Powder Coat colors, add \$40. See footer for options.																	
			Width dimension may be readily changed to meet spatial needs.																	
			Contact the factory for price and yardage requirements.																	
			<b>ADP QuickShip 15 Program (ADP)</b>																	
																	Cartoned Wt. (lbs.)	162		
																	Cartoned Vol. (cu.ft.)	34		




Martin Bratrud Inc.


Style	COM	COL	MB Leather Grade			Fabric Grades			MB Masquerade		MB Indulgence		Fabric Yardage	Sq. Ft. Leather	Dimensions				
			A	B	C	1	2	3	4	5	6	7			8	9	OW	OD	
K-2 940-421	Wedge	2698	2968	3888	4056	4228	2962	3047	3132	3208	3293	3378	3463	3548	3633	4.25	76.5	OW	48
																		Inside Back	OD
	Lumbar Full	<b>Multiple Upholstery</b>																	
		<b>Lumbar/ Back (C) Cushion</b>														1.25	22.5	OH	36
		<b>Body (A) and Seat (B) Cushions</b>														3.25	58.5	SH	19
		Standard in Polished Stainless Steel (PSS).																SD	21
		Available with Satin Stainless Legs (SSS).																	
		Also available in seven Powder Coat colors, add \$40. See footer for options.																	
		Width dimension may be readily changed to meet spatial needs.																	
		Contact the factory for price and yardage requirements.																	
																			
																Cartoned Wt. (lbs.)	154		
																Cartoned Vol. (cu.ft.)	34		
GSA SIN NOC																			
K-2 940-431	Wedge	2694	2963	3884	4052	4224	2958	3043	3128	3204	3289	3374	3459	3544	3629	4.25	76.5	OW	48
																		Inside Back	OD
	Lumbar Centered	<b>Multiple Upholstery</b>																	
		<b>Lumbar/ Back (C) Cushion</b>														1.25	22.5	OH	36
		<b>Body (A) and Seat (B) Cushions</b>														3.25	58.5	SH	19
		Standard in Polished Stainless Steel (PSS).																SD	21
		Available with Satin Stainless Legs (SSS).																	
		Also available in seven Powder Coat colors, add \$40. See footer for options.																	
		Width dimension may be readily changed to meet spatial needs.																	
		Contact the factory for price and yardage requirements.																	
																			
																Cartoned Wt. (lbs.)	154		
																Cartoned Vol. (cu.ft.)	34		
GSA SIN NOC																			
K-2 940-441	Wedge	2697	2967	3887	4055	4227	2961	3046	3131	3207	3292	3377	3462	3547	3632	4.25	76.5	OW	48
																		Inside Back	OD
	Lumbar Inset: Left Facing	<b>Multiple Upholstery</b>																	
		<b>Lumbar/ Back (C) Cushion</b>														1.25	22.5	OH	36
		<b>Body (A) and Seat (B) Cushions</b>														3.25	58.5	SH	19
		Standard in Polished Stainless Steel (PSS).																SD	21
		Available with Satin Stainless Legs (SSS).																	
		Also available in seven Powder Coat colors, add \$40. See footer for options.																	
		Width dimension may be readily changed to meet spatial needs.																	
		Contact the factory for price and yardage requirements.																	
																			
																Cartoned Wt. (lbs.)	154		
																Cartoned Vol. (cu.ft.)	34		
GSA SIN NOC																			
K-2 940-451	Wedge	2697	2967	3887	4055	4227	2961	3046	3131	3207	3292	3377	3462	3547	3632	4.25	76.5	OW	48
																		Inside Back	OD
	Lumbar Inset: Right Facing	<b>Multiple Upholstery</b>																	
		<b>Lumbar/ Back (C) Cushion</b>														1.25	22.5	OH	36
		<b>Body (A) and Seat (B) Cushions</b>														3.25	58.5	SH	19
		Standard in Polished Stainless Steel (PSS).																SD	21
		Available with Satin Stainless Legs (SSS).																	
		Also available in seven Powder Coat colors, add \$40. See footer for options.																	
		Width dimension may be readily changed to meet spatial needs.																	
		Contact the factory for price and yardage requirements.																	
																			
																Cartoned Wt. (lbs.)	154		
																Cartoned Vol. (cu.ft.)	34		
GSA SIN NOC																			



Martin Brattrud Inc.

Style	COM	COL	MB Leather Grade			Fabric Grades			MB Masquerade		MB Indulgence			Fabric Yardage	Sq. Ft. Leather	Dimensions					
			A	B	C	1	2	3	4	5	6	7	8			9	OW	OD			
K-2 941-54LAF	Banquettes	2287	2516	3966	4204	4447	2659	2779	2899	3007	3127	3247	3367	3487	3607	6	108	OW	54		
	Left Arm Facing	<b>Multiple Upholstery</b>																			
	Lumber Full	<b>Lumbar/ Back (C) Cushion</b>															2.25	40.5	OH	36	
		<b>Body (A) and Seat (B) Cushions</b>															3.75	67.5	SH	19	
		Standard in Polished Stainless Steel (PSS).																		SD	21
		Available with Satin Stainless Legs (SS).																			
		Also available in seven Powder Coat colors, add \$40. See footer for options.																			
		All also available as RAF.																			
		 <b>QuickShip 15 Program (ADP)</b>																			
																	Cartoned Wt. (lbs.)	162			
																	Cartoned Vol. (cu.ft.)	38			
	GSA SIN NOC																				



K-2 941-55LAF	Banquettes	2285	2514	3964	4202	4445	2657	2777	2897	3005	3125	3245	3365	3485	3605	6	108	OW	54		
	Left Arm Facing	<b>Multiple Upholstery</b>																			
	Lumbar Inset:	<b>Lumbar/ Back (C) Cushion</b>															2.25	40.5	OH	36	
	Right Facing	<b>Body (A) and Seat (B) Cushions</b>															3.75	67.5	SH	19	
		Standard in Polished Stainless Steel (PSS).																		SD	21
		Available with Satin Stainless Legs (SSS).																			
		Also available in seven Powder Coat colors, add \$40. See footer for options.																			
		All also available as RAF.																			
		 <b>QuickShip 15 Program (ADP)</b>																			
																	Cartoned Wt. (lbs.)	162			
																	Cartoned Vol. (cu.ft.)	38			
	GSA SIN NOC																				



K-2 BANQUETTE OPTIONS

**Legs**

Standard in Polished Stainless Steel (PSS)

Available in Satin Stainless Steel (SSS)

Available in Powder Coats, add \$40:

Powder Coat Bronze (BRZ)	Powder Coat Carbon (CBN)
Powder Coat Daffodil (DFD)	Powder Coat Lead (LD)
Powder Coat Poppy (PP)	Powder Coat Silver (SIL)
Powder Coat Sugar (SGR)	Custom - Contact Factory

**Seating**

Standard with leveling glides (only when pieces are ganged).

Standard with ganging devices only when multiple pieces are connected.

Width dimensions may be changed to meet spatial needs.

Contact factory for pricing and yardage requirements on custom widths.

Custom Powder Coat: minimum order \$450 LIST and 10 chairs or tables.

Contact factory or your representative for more information.