




Martin Brattrud Inc.

Style	Wood	Glass	Solid Surface	Stone		Dimensions
Links 291-18	Tables Rectangle with Fin LAF Fin	3089	3468	3186	3479	OW 18 OD 22 OH 21
Legs available in Hand Rubbed Black (BS) or Charcoal (CS) finish on Steel						
						
GSA SIN 711-16						Cartoned Wt. (lbs.) 95 Cartoned Vol. (cu.ft.) 7
Links 291-19	Tables Rectangle with Fin RAF Fin	3090	3469	3191	3480	OW 18 OD 22 OH 21
Legs available in Hand Rubbed Black (BS) or Charcoal (CS) finish on Steel						
						
GSA SIN 711-16						Cartoned Wt. (lbs.) 95 Cartoned Vol. (cu.ft.) 7
Links 291-22	Tables Rectangle Low	3270	n/ a	n/ a	n/ a	OW 22 OD 34 OH 16
Legs available in Hand Rubbed Black (BS) or Charcoal (CS) finish on Steel						
						
GSA SIN 711-16						Cartoned Wt. (lbs.) 175 Cartoned Vol. (cu.ft.) 9



Martin Bratrud Inc.

Style		Wood	Glass	Solid	Stone		Dimensions
		Surface					

Links 292-22	Coffee Tables Rectangle Low	4300	5905	5164	5936		OW 22 OD 47.5 OH 16
------------------------	--	-------------	-------------	-------------	-------------	--	---------------------------

Legs available in Hand Rubbed Black (BS) or Charcoal (CS) finish on Steel



GSA SIN 711-16

Cartoned Wt. (lbs.) 190
Cartoned Vol. (cu.ft.) 14

Links 292-31	Coffee Tables Square Small Low	4816	6282	5526	6329		OW 31.5 OD 31.5 OH 16
------------------------	--	-------------	-------------	-------------	-------------	--	-----------------------------

Legs available in Hand Rubbed Black (BS) or Charcoal (CS) finish on Steel



GSA SIN 711-16

Cartoned Wt. (lbs.) 260
Cartoned Vol. (cu.ft.) 12

Links 292-48	Coffee Tables Square Large Low	6933	10396	8229	10711		OW 47.5 OD 47.5 OH 16
------------------------	--	-------------	--------------	-------------	--------------	--	-----------------------------





Legs available in Hand Rubbed Black (BS) or Charcoal (CS) finish on Steel



GSA SIN 711-16





Cartoned Wt. (lbs.) 425
Cartoned Vol. (cu.ft.) 29

Martin Brattrud Inc.

Style	Wood	Glass	Solid	Stone	Surface		Dimensions
Links 293-34H	Console Rectangle LAF Wide Opening High	5267	5903	5805	5939	Legs available in Hand Rubbed Black (BS) or Charcoal (CS) finish on Steel	OW 34 OD 14.5 OH 29.5
							
GSA SIN 711-16						Cartoned Wt. (lbs.) 150 Cartoned Vol. (cu.ft.) 12	
Links 293-34L	Console Rectangle LAF Wide Opening Low	4978	5786	5514	5646	Legs available in Hand Rubbed Black (BS) or Charcoal (CS) finish on Steel	OW 34 OD 14.5 OH 24
							
GSA SIN 711-16						Cartoned Wt. (lbs.) 140 Cartoned Vol. (cu.ft.) 9	
Links 293-35H	Console Rectangle RAF Wide Opening High	5269	5904	5698	5940	Legs available in Hand Rubbed Black (BS) or Charcoal (CS) finish on Steel	OW 34 OD 14.5 OH 29.5
							
GSA SIN 711-16						Cartoned Wt. (lbs.) 150 Cartoned Vol. (cu.ft.) 12	
Links 293-35L	Console Rectangle RAF Low Wide Opening	4979	5787	5517	5647	Legs available in Hand Rubbed Black (BS) or Charcoal (CS) finish on Steel	OW 34 OD 14.5 OH 24
							
GSA SIN 711-16						Cartoned Wt. (lbs.) 140 Cartoned Vol. (cu.ft.) 9	







Martin Bratrud Inc.

Style		Wood	Glass	Solid	Stone		Dimensions
		Surface					
Links 293-51H	Console Rectangle LAF Cabinet High	7109	8162	7794	8279	Legs available in Hand Rubbed Black (BS) or Charcoal (CS) finish on Steel	OW 51 OD 14.5 OH 29.5
							
GSA SIN 711-16						Cartoned Wt. (lbs.) 235 Cartoned Vol. (cu.ft.) 18	
Links 293-51L	Console Rectangle LAF Cabinet Low	6873	7930	7553	8048	Legs available in Hand Rubbed Black (BS) or Charcoal (CS) finish on Steel	OW 51 OD 14.5 OH 24
							
GSA SIN 711-16						Cartoned Wt. (lbs.) 220 Cartoned Vol. (cu.ft.) 14	
Links 293-52H	Console Rectangle RAF Cabinet High	7110	8163	7795	8280	Legs available in Hand Rubbed Black (BS) or Charcoal (CS) finish on Steel	OW 51 OD 14.5 OH 29.5
							
GSA SIN 711-16						Cartoned Wt. (lbs.) 235 Cartoned Vol. (cu.ft.) 18	
Links 293-52L	Console Rectangle RAF Cabinet Low	6874	7931	7554	8049	Legs available in Hand Rubbed Black (BS) or Charcoal (CS) finish on Steel	OW 51 OD 14.5 OH 24
							
GSA SIN 711-16						Cartoned Wt. (lbs.) 220 Cartoned Vol. (cu.ft.) 14	



Martin Brattrud Inc.

Style	Wood	Glass	Solid	Stone	Surface		Dimensions
Links 293-57H	Console Rectangle LAF Cabinet High	7799	8981	8481	9130	Legs available in Hand Rubbed Black (BS) or Charcoal (CS) finish on Steel	OW 57.5 OD 14.5 OH 29.5
							
GSA SIN 711-16						Cartoned Wt. (lbs.) 260 Cartoned Vol. (cu.ft.) 21	
Links 293-57L	Console Rectangle LAF Cabinet Low	7602	8783	8284	8934	Legs available in Hand Rubbed Black (BS) or Charcoal (CS) finish on Steel	OW 57.5 OD 14.5 OH 24
							
GSA SIN 711-16						Cartoned Wt. (lbs.) 240 Cartoned Vol. (cu.ft.) 16	
Links 293-58H	Console Rectangle RAF Cabinet High	7800	8982	8484	9131	Legs available in Hand Rubbed Black (BS) or Charcoal (CS) finish on Steel	OW 57.5 OD 14.5 OH 29.5
							
GSA SIN 711-16						Cartoned Wt. (lbs.) 260 Cartoned Vol. (cu.ft.) 21	
Links 293-58L	Console Rectangle RAF Cabinet Low	7603	8784	8285	8935	Legs available in Hand Rubbed Black (BS) or Charcoal (CS) finish on Steel	OW 57.5 OD 14.5 OH 24
							
GSA SIN 711-16						Cartoned Wt. (lbs.) 240 Cartoned Vol. (cu.ft.) 16	

