







**Banquette Worksheet**

**Instructions**

Please submit this worksheet for Martin Bratrud to process an accurate price quote. This form should accompany your purchase order to ensure that production specifications and proper applications of fabrics/leathers are met to your standards. Please attach a floor plan with custom or modified banquette orders. Contact customer service for more information.

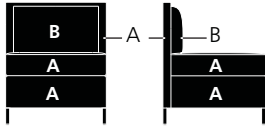
Components	 LAF	 Armless	 RAF	 Corner Unit	 Radius Outside Back	 Radius Inner Back
Application	<input type="radio"/> Reception	<input type="radio"/> Conference	<input type="radio"/> Dining	<input type="radio"/> Audio Visual	<input type="radio"/> Teaming	<input type="checkbox"/> Other
Style Options	<input type="radio"/> Bristol <input type="radio"/> Lakeside	<input type="radio"/> K-2 <input type="radio"/> Monument	<input type="radio"/> La Jolla <input type="radio"/> Reveal	<input type="radio"/> La Moye <input type="checkbox"/> Modified	<input type="radio"/> La Purisima <input type="checkbox"/> Custom	<input type="radio"/> La Quinta
Configuration	<input type="radio"/> Straight	<input type="radio"/> Serpentine	<input type="radio"/> Half Circle	<input type="radio"/> L Shaped	<input type="radio"/> Radius	<input type="checkbox"/> Other
Components (Enter Number of Units)	<input type="radio"/> LAF ..... <i>Components will be derived by field verified dimensions</i>	<input type="radio"/> RAF .....	<input type="radio"/> Armless .....	<input type="radio"/> Corner Unit .....	<input type="radio"/> Radius Outside Back ..... <input type="radio"/> Radius Inner Back .....	
Upholstery <i>For fabrics with repeats, see page 3-4</i>	<input type="radio"/> COM <input type="radio"/> COL	<input type="radio"/> Masquerade <input type="radio"/> Grade In	<input type="checkbox"/> Outside Back: Muslin	COM / COL	Body	Seat Cushion    Back Cushion Quantity: .....    .....
Flammability	<input type="radio"/> CAL TB 117-2013	<input type="radio"/> CAL TB 133				
Base Options	<input type="radio"/> Recessed Wood Legs	<input type="radio"/> Exposed Wood Legs	<input type="radio"/> Metal Legs	<input type="radio"/> P-Lam Base	<input type="radio"/> Metal Base	<input type="radio"/> Wood Base <i>Contact factory for custom base options.</i>
Fabric Available	<input type="radio"/> Order Date .....	Installation Date: .....	Measurements Taken By: .....	To Supply Template, see: .....		
Accessibility	<input type="radio"/> Floor Stairs	<input type="radio"/> Freight Elevator	<input type="radio"/> Entry Doors	<input type="radio"/> Largest Piece	<input type="radio"/> Hall	<input type="checkbox"/> Turning Corner Radius
Contacts/Installation By	<input type="radio"/> Dealer Rep	<input type="radio"/> Designer	<input type="radio"/> Millwork Rep	<input type="checkbox"/> Other: .....		

**Banquette Worksheet By Style**

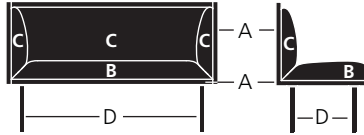
**Multiple Upholstery**

A. Body    B. Seat Cushion    C. Lumbar / Back Cushion    D. Metal Leg Finish

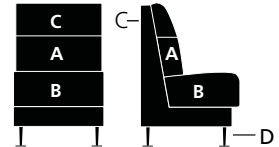
*Other fabric layouts available upon request. Please contact the factory for yardage requirements.*



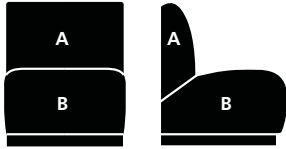
**Bristol 248**



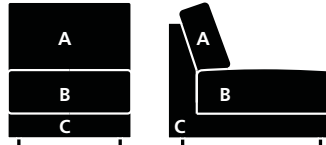
**K-2 940**



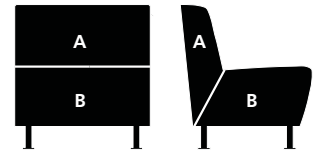
**La Jolla 970**



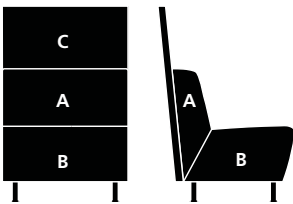
**La Purisima 955**



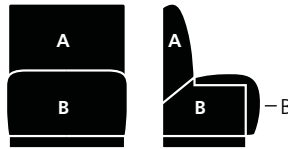
**La Quinta 960**



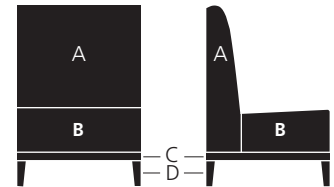
**La Moye 965**



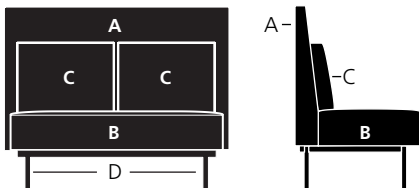
**La Moye High Back 967**



**Lakeside 950**



**Monument 930**



**Reveal 980, 983**