

# BRAEMAR

Martin  
/ Bratrud

## Pricelist

Effective 01/11/2024

---

DESIGNED BY BRIAN GRAHAM

A marriage of mid-century forms and traditional club chair design, the Braemar Lounge Chair rests on a taut, elevated metal base and narrow legs that give the chair a distinctly modern edge. The height, depth and pitch of the seat ensure complete comfort. Design options include panel back or split back cushioning, along with an armless chair, a sofa and bench that expand aesthetic choices and functional application.

CHAIRS	2
SOFAS	4
BENCHES	7
TABLES	8
COFFEE TABLES	16
MATERIALS & FINISHES	18



785-01

### Chair, Split Back, Arms

Single Upholstery		yds	sqft
		<b>4</b>	<b>72</b>
Multiple Upholstery	Body, Seat & Arms	<b>4</b>	<b>72</b>
	Lumbar Panel	<b>0.5</b>	<b>9</b>

Outer Width	<b>29.5"</b>
Outer Depth	<b>31"</b>
Outer Height	<b>33"</b>
Seat Height	<b>17.5"</b>
Seat Depth	<b>20.5"</b>
Arm Height	<b>24.5"</b>
Width between Arms	<b>22"</b>
Carton Weight	<b>100 lbs</b>
Carton Volume	<b>21 cu ft</b>

COM	COL	MB LEATHER		GRADE-IN FABRICS								
		A	B	1	2	3	4	5	6	7	8	9
<b>3248</b>	<b>3573</b>	<b>4400</b>	<b>4688</b>	<b>3504</b>	<b>3584</b>	<b>3664</b>	<b>3744</b>	<b>3824</b>	<b>3904</b>	<b>3984</b>	<b>4064</b>	<b>4144</b>

METAL BASE      Standard in Powder Coat Stainless Steel      add **416**      GSA SIN 71116  
 ✓ SCS Certified Indoor Advantage Gold  
 See [Materials & Finishes](#) on page 18



785-01PB

### Chair, Panel Back, Arms

Single Upholstery		yds	sqft
		<b>4</b>	<b>72</b>
Multiple Upholstery	Body, Seat & Arms	<b>4</b>	<b>72</b>

Outer Width	<b>29.5"</b>
Outer Depth	<b>31"</b>
Outer Height	<b>33"</b>
Seat Height	<b>17.5"</b>
Seat Depth	<b>20.5"</b>
Arm Height	<b>24.5"</b>
Width between Arms	<b>22"</b>
Carton Weight	<b>100 lbs</b>
Carton Volume	<b>21 cu ft</b>

COM	COL	MB LEATHER		GRADE-IN FABRICS								
		A	B	1	2	3	4	5	6	7	8	9
<b>3245</b>	<b>3570</b>	<b>4397</b>	<b>4685</b>	<b>3501</b>	<b>3581</b>	<b>3661</b>	<b>3741</b>	<b>3821</b>	<b>3901</b>	<b>3981</b>	<b>4061</b>	<b>4141</b>

METAL BASE      Standard in Powder Coat Stainless Steel      add **416**      GSA SIN 71116  
 ✓ SCS Certified Indoor Advantage Gold  
 See [Materials & Finishes](#) on page 18



785-03

### Chair, Split Back, Armless

Single Upholstery		yds	sqft
		4	72
-----			
Multiple Upholstery	Body, Seat & Arms	4	72
	Lumbar Panel	0.5	9
-----			
Outer Width			30"
Outer Depth			31"
Outer Height			33"
Seat Height			17.5"
Seat Depth			20.5"
Carton Weight			85 lbs
Carton Volume			21 cu ft

COM	COL	MB LEATHER		GRADE-IN FABRICS								
		A	B	1	2	3	4	5	6	7	8	9
3232	3555	4384	4672	3488	3568	3648	3728	3808	3888	3968	4048	4128

METAL BASE      Standard in Powder Coat  
 Stainless Steel      add 416      GSA SIN 71116  
 ✓ SCS Certified Indoor Advantage Gold  
 See [Materials & Finishes](#) on page 18



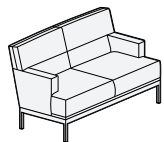
785-03PB

### Chair, Panel Back, Armless

Single Upholstery		yds	sqft
		4	72
-----			
Multiple Upholstery	Body and Seat Cushion	4	72
-----			
Outer Width			30"
Outer Depth			31"
Outer Height			33"
Seat Height			17.5"
Seat Depth			20.5"
Carton Weight			85 lbs
Carton Volume			21 cu ft

COM	COL	MB LEATHER		GRADE-IN FABRICS								
		A	B	1	2	3	4	5	6	7	8	9
3229	3552	4381	4669	3485	3565	3645	3725	3805	3885	3965	4045	4125

METAL BASE      Standard in Powder Coat  
 Stainless Steel      add 416      GSA SIN 71116  
 ✓ SCS Certified Indoor Advantage Gold  
 See [Materials & Finishes](#) on page 18




785-58

### Sofa, Split Back, Arms

Single Upholstery yds sqft  
7.5 135

Multiple Upholstery Body, Seat & Arms Lumbar Panels 7.25 131 1 18

Outer Width 58"  
Outer Depth 31"  
Outer Height 33"  
Seat Height 17.5"  
Seat Depth 20.5"  
Arm Height 24.5"  
Width between Arms 52"  
Carton Weight 179 lbs  
Carton Volume 40 cu ft



785-58PB

### Sofa, Panel Back, Arms

Single Upholstery yds sqft  
7.5 135

Multiple Upholstery Body, Seat & Arms 7.25 131

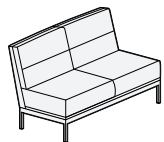
Outer Width 58"  
Outer Depth 31"  
Outer Height 33"  
Seat Height 17.5"  
Seat Depth 20.5"  
Arm Height 24.5"  
Width between Arms 50"  
Carton Weight 179 lbs  
Carton Volume 40 cu ft

COM	COL	MB LEATHER		GRADE-IN FABRICS								
		A	B	1	2	3	4	5	6	7	8	9
5288	5817	7448	7988	5768	5918	6068	6218	6368	6518	6668	6818	6968

METAL BASE Standard in Powder Coat Stainless Steel add 614 GSA SIN 71116  
 ✓ SCS Certified Indoor Advantage Gold  
 See [Materials & Finishes](#) on page 18

COM	COL	MB LEATHER		GRADE-IN FABRICS								
		A	B	1	2	3	4	5	6	7	8	9
5280	5808	7440	7980	5760	5910	6060	6210	6360	6510	6660	6810	6960

METAL BASE Standard in Powder Coat Stainless Steel add 614 GSA SIN 71116  
 ✓ SCS Certified Indoor Advantage Gold  
 See [Materials & Finishes](#) on page 18



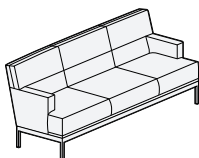
785-59

### Sofa, Split Back, Armless

Single Upholstery		yds	sqft
		<b>7.5</b>	<b>135</b>
-----			
Multiple Upholstery	Body, Seat & Arms	<b>7.25</b>	<b>131</b>
	Lumbar Panels	<b>1</b>	<b>18</b>
-----			
Outer Width			<b>58"</b>
Outer Depth			<b>31"</b>
Outer Height			<b>33"</b>
Seat Height			<b>17.5"</b>
Seat Depth			<b>20.5"</b>
Carton Weight			<b>165 lbs</b>
Carton Volume			<b>40 cu ft</b>

COM	COL	MB LEATHER		GRADE-IN FABRICS								
		A	B	1	2	3	4	5	6	7	8	9
<b>5267</b>	<b>5794</b>	<b>7427</b>	<b>7967</b>	<b>5747</b>	<b>5897</b>	<b>6047</b>	<b>6197</b>	<b>6347</b>	<b>6497</b>	<b>6647</b>	<b>6797</b>	<b>6947</b>

METAL BASE      Standard in Powder Coat Stainless Steel      add **614**      GSA SIN 71116  
 ✓ SCS Certified Indoor Advantage Gold  
 See [Materials & Finishes](#) on page 18



785-80

### Sofa, Split Back, Arms


Single Upholstery		yds	sqft
		<b>9</b>	<b>162</b>
-----			
Multiple Upholstery	Body, Seat & Arms	<b>8.5</b>	<b>153</b>
	Lumbar Panels	<b>1.25</b>	<b>23</b>
-----			
Outer Width			<b>80"</b>
Outer Depth			<b>31"</b>
Outer Height			<b>33"</b>
Seat Height			<b>17.5"</b>
Seat Depth			<b>20.5"</b>
Arm Height			<b>24.5"</b>
Width between Arms			<b>72"</b>
Carton Weight			<b>240 lbs</b>
Carton Volume			<b>55 cu ft</b>

COM	COL	MB LEATHER		GRADE-IN FABRICS								
		A	B	1	2	3	4	5	6	7	8	9
<b>7239</b>	<b>7963</b>	<b>9831</b>	<b>10479</b>	<b>7815</b>	<b>7995</b>	<b>8175</b>	<b>8355</b>	<b>8535</b>	<b>8715</b>	<b>8895</b>	<b>9075</b>	<b>9255</b>

METAL BASE      Standard in Powder Coat Stainless Steel      add **921**      GSA SIN 71116  
 ✓ SCS Certified Indoor Advantage Gold  
 See [Materials & Finishes](#) on page 18

# BRAEMAR

Martin  
/ Bratrud



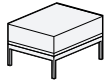
785-80PB

## Sofa, Panel Back, Arms

Single Upholstery	yds	sqft
	<b>9</b>	<b>162</b>
.....		
Outer Width		<b>80"</b>
Outer Depth		<b>31"</b>
Outer Height		<b>33"</b>
Seat Height		<b>17.5"</b>
Seat Depth		<b>20.5"</b>
Arm Height		<b>24.5"</b>
Width between Arms		<b>72"</b>
Carton Weight		<b>240 lbs</b>
Carton Volume		<b>55 cu ft</b>

COM	COL	MB LEATHER		GRADE-IN FABRICS								
		A	B	1	2	3	4	5	6	7	8	9
<b>7227</b>	<b>7950</b>	<b>9819</b>	<b>10467</b>	<b>7803</b>	<b>7983</b>	<b>8163</b>	<b>8343</b>	<b>8523</b>	<b>8703</b>	<b>8883</b>	<b>9063</b>	<b>9243</b>

METAL BASE	Standard in Powder Coat Stainless Steel	add <b>921</b>	GSA SIN 71116
			✓ SCS Certified Indoor Advantage Gold
			See <a href="#">Materials &amp; Finishes</a> on page 18



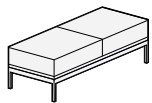
785-02

## Bench, 28" W

Single Upholstery	yds	sqft
	<b>3</b>	<b>54</b>
-----		
Outer Width	<b>28"</b>	
Outer Depth	<b>24"</b>	
Outer Height	<b>17.5"</b>	
Carton Weight	<b>60 lbs</b>	
Carton Volume	<b>9 cu ft</b>	

COM	COL	MB LEATHER		GRADE-IN FABRICS								
		A	B	1	2	3	4	5	6	7	8	9
<b>2894</b>	<b>3183</b>	<b>3758</b>	<b>3974</b>	<b>3086</b>	<b>3146</b>	<b>3206</b>	<b>3266</b>	<b>3326</b>	<b>3386</b>	<b>3446</b>	<b>3506</b>	<b>3566</b>

METAL BASE      Standard in Powder Coat      GSA SIN 71116  
 Stainless Steel      add **396**      ✓ SCS Certified Indoor Advantage Gold  
 See [Materials & Finishes](#) on page 18



785-58B

## Bench, 58" W

Single Upholstery	yds	sqft
	<b>5</b>	<b>90</b>
-----		
Outer Width	<b>58"</b>	
Outer Depth	<b>24"</b>	
Outer Height	<b>17.5"</b>	
Carton Weight	<b>118 lbs</b>	
Carton Volume	<b>23 cu ft</b>	

COM	COL	MB LEATHER		GRADE-IN FABRICS								
		A	B	1	2	3	4	5	6	7	8	9
<b>4036</b>	<b>4440</b>	<b>5476</b>	<b>5836</b>	<b>4356</b>	<b>4456</b>	<b>4556</b>	<b>4656</b>	<b>4756</b>	<b>4856</b>	<b>4956</b>	<b>5056</b>	<b>5156</b>

METAL BASE      Standard in Powder Coat      GSA SIN 71116  
 Stainless Steel      add **593**      ✓ SCS Certified Indoor Advantage Gold  
 See [Materials & Finishes](#) on page 18



784-20CL

### Table, Round, Low

Outer Width	20"
Outer Depth	20"
Outer Height	16"
Carton Weight	58 lbs
Carton Volume	7 cu ft

SELF EDGE					
Ash Veneer	Maple Veneer	Walnut Veneer	Glass	Corian®	Stone
3054	3054	3078	3347	3437	3467

TABLE TOP	Corian® Standard in Glacier White Corian® in Carbon or Concrete	add	99
-----------	--	-----	----

Please specify material finish. See material worksheet at end of the Braemar Pricelist.

METAL BASE	Standard in Powder Coat
------------	-------------------------

GSA SIN 7116

✓ SCS Certified Indoor Advantage Gold

See [Materials & Finishes](#) on page 18



784-20CH

### Table, Round, High

Outer Width	20"
Outer Depth	20"
Outer Height	20"
Carton Weight	84 lbs
Carton Volume	7 cu ft

SELF EDGE					
Ash Veneer	Maple Veneer	Walnut Veneer	Glass	Corian®	Stone
3134	3134	3158	3429	3517	3536

TABLE TOP	Corian® Standard in Glacier White Corian® in Carbon or Concrete	add	99
-----------	--	-----	----

GSA SIN 7116

✓ SCS Certified Indoor Advantage Gold

See [Materials & Finishes](#) on page 18





784-24CL

### Table, Round, Low

Outer Width	24"
Outer Depth	24"
Outer Height	16"
Carton Weight	80 lbs
Carton Volume	9 cu ft

SELF EDGE					
Ash Veneer	Maple Veneer	Walnut Veneer	Glass	Corian®	Stone
3347	3347	3383	3903	3844	3951

TABLE TOP	Corian® Standard in Glacier White Corian® in Carbon or Concrete	add 120
-----------	--	---------

GSA SIN 71116

✓ SCS Certified Indoor Advantage Gold

See [Materials & Finishes](#) on page 18

METAL BASE	Standard in Powder Coat
------------	-------------------------



784-24CH

### Table, Round, High

Outer Width	24"
Outer Depth	24"
Outer Height	20"
Carton Weight	122 lbs
Carton Volume	9 cu ft

SELF EDGE					
Ash Veneer	Maple Veneer	Walnut Veneer	Glass	Corian®	Stone
3398	3398	3435	3988	3931	4043

TABLE TOP	Corian® Standard in Glacier White Corian® in Carbon or Concrete	add 120
-----------	--	---------

GSA SIN 71116

✓ SCS Certified Indoor Advantage Gold

See [Materials & Finishes](#) on page 18

METAL BASE	Standard in Powder Coat
------------	-------------------------



784-30CL

### Table, Round, Low

Outer Width	30"
Outer Depth	30"
Outer Height	16"
Carton Weight	170 lbs
Carton Volume	13 cu ft

SELF EDGE					
Ash Veneer	Maple Veneer	Walnut Veneer	Glass	Corian®	Stone
4004	4004	4071	4643	4507	4852

TABLE TOP	Corian® Standard in Glacier White				
	Corian® in Carbon or Concrete	add	151		

GSA SIN 71116

✓ SCS Certified Indoor Advantage Gold

See [Materials & Finishes](#) on page 18

METAL BASE	Standard in Powder Coat
------------	-------------------------



784-30CH

### Table, Round, High

Outer Width	30"
Outer Depth	30"
Outer Height	20"
Carton Weight	179 lbs
Carton Volume	13 cu ft

SELF EDGE					
Ash Veneer	Maple Veneer	Walnut Veneer	Glass	Corian®	Stone
4084	4084	4150	4737	4589	4931

TABLE TOP	Corian® Standard in Glacier White				
	Corian® in Carbon or Concrete	add	151		

GSA SIN 71116

✓ SCS Certified Indoor Advantage Gold

See [Materials & Finishes](#) on page 18

METAL BASE	Standard in Powder Coat
------------	-------------------------



784-20SL

## Table, Square, Low

Outer Width	20"
Outer Depth	20"
Outer Height	16"
Carton Weight	58 lbs
Carton Volume	7 cu ft

SELF EDGE					
Ash Veneer	Maple Veneer	Walnut Veneer	Glass	Corian®	Stone
2895	2895	2918	3305	3162	3508

TABLE TOP	Corian® Standard in Glacier White				
	Corian® in Carbon or Concrete	add	99		

GSA SIN 71116

✓ SCS Certified Indoor Advantage Gold

METAL BASE	Standard in Powder Coat
------------	-------------------------

See [Materials & Finishes](#) on page 18



784-20SH

## Table, Square, High

Outer Width	20"
Outer Depth	20"
Outer Height	20"
Carton Weight	84 lbs
Carton Volume	7 cu ft

SELF EDGE					
Ash Veneer	Maple Veneer	Walnut Veneer	Glass	Corian®	Stone
2976	2976	2999	3371	3248	3428

TABLE TOP	Corian® Standard in Glacier White				
	Corian® in Carbon or Concrete	add	99		

GSA SIN 71116

✓ SCS Certified Indoor Advantage Gold

METAL BASE	Standard in Powder Coat
------------	-------------------------

See [Materials & Finishes](#) on page 18



784-24SL

## Table, Square, Low

Outer Width	24"
Outer Depth	24"
Outer Height	16"
Carton Weight	80 lbs
Carton Volume	9 cu ft

SELF EDGE					
Ash Veneer	Maple Veneer	Walnut Veneer	Glass	Corian®	Stone
3248	3248	3284	3428	3354	3372

TABLE TOP	Corian® Standard in Glacier White	GSA SIN 71116
	Corian® in Carbon or Concrete	add 120

✓ SCS Certified Indoor Advantage Gold

METAL BASE	Standard in Powder Coat
------------	-------------------------

See [Materials & Finishes](#) on page 18



784-24SH

## Table, Square, High

Outer Width	24"
Outer Depth	24"
Outer Height	20"
Carton Weight	122 lbs
Carton Volume	9 cu ft

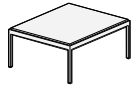
SELF EDGE					
Ash Veneer	Maple Veneer	Walnut Veneer	Glass	Corian®	Stone
3297	3297	3334	3508	3439	3456

TABLE TOP	Corian® Standard in Glacier White	GSA SIN 71116
	Corian® in Carbon or Concrete	add 120

✓ SCS Certified Indoor Advantage Gold

METAL BASE	Standard in Powder Coat
------------	-------------------------

See [Materials & Finishes](#) on page 18



784-30SL

### Table, Square, Low

Outer Width	30"
Outer Depth	30"
Outer Height	16"
Carton Weight	170 lbs
Carton Volume	13 cu ft

SELF EDGE					
Ash Veneer	Maple Veneer	Walnut Veneer	Glass	Corian®	Stone
3481	3481	3548	4439	4192	4408

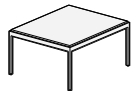
TABLE TOP	Corian® Standard in Glacier White Corian® in Carbon or Concrete	add 151
-----------	--	---------

GSA SIN 71116

✓ SCS Certified Indoor Advantage Gold

METAL BASE	Standard in Powder Coat
------------	-------------------------

See [Materials & Finishes](#) on page 18



784-30SH

### Table, Square, High

Outer Width	30"
Outer Depth	30"
Outer Height	20"
Carton Weight	179 lbs
Carton Volume	13 cu ft

SELF EDGE					
Ash Veneer	Maple Veneer	Walnut Veneer	Glass	Corian®	Stone
3558	3558	3625	4531	4287	4572

TABLE TOP	Corian® Standard in Glacier White Corian® in Carbon or Concrete	add 151
-----------	--	---------

GSA SIN 71116

✓ SCS Certified Indoor Advantage Gold

METAL BASE	Standard in Powder Coat
------------	-------------------------

See [Materials & Finishes](#) on page 18



### Table, Rectangle, Low

Outer Width	<b>20"</b>
Outer Depth	<b>24"</b>
Outer Height	<b>16"</b>
Carton Weight	<b>58 lbs</b>
Carton Volume	<b>7 cu ft</b>

784-20RL

SELF EDGE					
Ash Veneer	Maple Veneer	Walnut Veneer	Glass	Corian®	Stone
<b>2941</b>	<b>2941</b>	<b>2976</b>	<b>3250</b>	<b>3283</b>	<b>3348</b>

TABLE TOP	Corian® Standard in Glacier White				
	Corian® in Carbon or Concrete	add	<b>120</b>		

GSA SIN 71116

✓ SCS Certified Indoor Advantage Gold

See [Materials & Finishes](#) on page 18

METAL BASE	Standard in Powder Coat
------------	-------------------------



### Table, Rectangle, High

Outer Width	<b>24"</b>
Outer Depth	<b>20"</b>
Outer Height	<b>20"</b>
Carton Weight	<b>80 lbs</b>
Carton Volume	<b>9 cu ft</b>

784-24RH

SELF EDGE					
Ash Veneer	Maple Veneer	Walnut Veneer	Glass	Corian®	Stone
<b>2902</b>	<b>2902</b>	<b>2938</b>	<b>3468</b>	<b>3368</b>	<b>3553</b>

TABLE TOP	Corian® Standard in Glacier White				
	Corian® in Carbon or Concrete	add	<b>120</b>		

GSA SIN 71116

✓ SCS Certified Indoor Advantage Gold

See [Materials & Finishes](#) on page 18

METAL BASE	Standard in Powder Coat
------------	-------------------------



784-48RL

### Table, Rectangle, Low

Outer Width	<b>48"</b>
Outer Depth	<b>24"</b>
Outer Height	<b>16"</b>
Carton Weight	<b>190 lbs</b>
Carton Volume	<b>14 cu ft</b>

SELF EDGE					
Ash Veneer	Maple Veneer	Walnut Veneer	Glass	Corian®	Stone
<b>3670</b>	<b>3670</b>	<b>3753</b>	<b>4886</b>	<b>4590</b>	<b>5364</b>

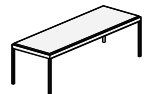
TABLE TOP	Corian® Standard in Glacier White Corian® in Carbon or Concrete	add <b>208</b>
-----------	--	----------------

GSA SIN 71116

✓ SCS Certified Indoor Advantage Gold

See [Materials & Finishes](#) on page 18

METAL BASE	Standard in Powder Coat
------------	-------------------------



784-60RL

### Table, Rectangle, Low

Outer Width	<b>60"</b>
Outer Depth	<b>24"</b>
Outer Height	<b>16"</b>
Carton Weight	<b>235 lbs</b>
Carton Volume	<b>18 cu ft</b>

SELF EDGE					
Ash Veneer	Maple Veneer	Walnut Veneer	Glass	Corian®	Stone
<b>3931</b>	<b>3931</b>	<b>4026</b>	<b>5572</b>	<b>5316</b>	<b>6070</b>

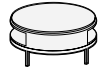
TABLE TOP	Corian® Standard in Glacier White Corian® in Carbon or Concrete	add <b>286</b>
-----------	--	----------------

GSA SIN 71116

✓ SCS Certified Indoor Advantage Gold

See [Materials & Finishes](#) on page 18

METAL BASE	Standard in Powder Coat
------------	-------------------------



784-37CL

## Coffee Table, Round, Low

Outer Width	<b>37"</b>
Outer Depth	<b>37"</b>
Outer Height	<b>17"</b>
Carton Weight	<b>260 lbs</b>
Carton Volume	<b>19 cu ft</b>

SELF EDGE					
Ash Veneer	Maple Veneer	Walnut Veneer	Glass	Corian®	Stone
<b>9800</b>	<b>9800</b>	<b>9966</b>	<b>10890</b>	<b>10494</b>	<b>11453</b>

TABLE TOP	Corian® Standard in Glacier White				
	Corian® in Carbon or Concrete	add	<b>223</b>		

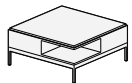
GSA SIN 71116

✓ SCS Certified Indoor Advantage Gold

See [Materials & Finishes](#) on page 18

WOOD PLATFORM	Standard in Ash				
	Maple	add	<b>0</b>		

METAL BASE	Standard in Powder Coat
------------	-------------------------



784-37SL

## Coffee Table, Square, Low

Outer Width	<b>37"</b>
Outer Depth	<b>37"</b>
Outer Height	<b>17"</b>
Carton Weight	<b>260 lbs</b>
Carton Volume	<b>19 cu ft</b>

SELF EDGE					
Ash Veneer	Maple Veneer	Walnut Veneer	Glass	Corian®	Stone
<b>9144</b>	<b>9144</b>	<b>9311</b>	<b>10248</b>	<b>9948</b>	<b>11044</b>

TABLE TOP	Corian® Standard in Glacier White				
	Corian® in Carbon or Concrete	add	<b>223</b>		

GSA SIN 71116

✓ SCS Certified Indoor Advantage Gold

See [Materials & Finishes](#) on page 18

WOOD PLATFORM	Standard in Ash				
	Maple	add	<b>0</b>		

METAL BASE	Standard in Powder Coat
------------	-------------------------



## Notes

---

### **Metal Frame**

(Specify Martin Brattrud finish)

Standard: Powder Coat

[View Powder Coat - Metallics](#)

[View Powder Coat - Neutrals](#)

[View Powder Coat - Color](#)

Custom Powder Coat Finish produced upon receipt of a customer supplied RAL# and fee of \$385 Net, with a minimum order of 10.

### **Table Tops**

(Specify Martin Brattrud finish)

Standard: Ash Veneer

No Charge Option: Maple Veneer

[View Ash Wood Standard Finishes](#)
















































[View Maple Wood Standard Finishes](#)

Custom Wood Finish produced upon receipt of a customer's approved sample match and fee of \$200 Net for each unique finish per order.

Glass Standard: Sandblasted Bottom Starphire **(SBS)** .5" thick

Stone Standard: Black Granite **(BG)** or Carrara Marble **(CM)** .75" thick

## Materials & Finishes

Metal	<b>POWDER COAT - COLOR</b>	 CLD Cloud	 CMT Cement	 MTL Gunmetal	 SEA Deep Sea	 VBG Vandenberg	 DNE Dune	
		 CRL Coral	 AGV Agave	 CHR Churro				
	<b>POWDER COAT - NEUTRALS</b>	 SRG Sugar Gloss	 SGM Sugar Matte	 CBG Carbon Gloss	 CBN Carbon Matte			
	<b>POWDER COAT - METALLICS</b>	 SIL Silver	 LD Lead	 BRZ Bronze	 FLT Flint	 MCA Mica		
	<b>STAINLESS STEEL</b>	 PSS Polished Stainless Steel	 SSS Satin Stainless Steel					
Wood	<b>ASH</b>	 ASH1 Shoji	 ASH2 Cinder	 ASH3 Storm	 ASH8 Natural	 ASH9 Coal	 ASH10 Driftwood	
		 ASH11 Burro	 ASH12 Char	 ASH13 Dune	 ASH14 Coral	 ASH15 Agave	 ASH16 Deep Sea	
		 ASH17 Vandenberg						
	<b>MAPLE</b>	 MAP1 Bright	 MAP2 Natural	 MAP4 Fawn	 MAP7 Espresso	 MAP8 Iron	 MAP9 Ebony	
	<b>WALNUT</b>	 WAL1 Natural	 WAL2 Deep					
Corian®	<b>CORIAN®</b>	 GW Glacier White	 CNT Concrete	 CCT Carbon				
Stone	<b>MARBLE AND GRANITE</b>	 CM Carrara Marble	 BG Black Granite					
Glass	<b>GLASS</b>	 SBS Starphire Glass, Bottom Sandblasted						

## Notes

SEE FINISHES ONLINE

**WOOD:** <https://martinbrattrud.com/Wood>

**METAL & PAINT:** <https://martinbrattrud.com/Metal>

**CORIAN®:** <https://martinbrattrud.com/Corian®>

**STONE:** <https://martinbrattrud.com/Stone>