

TRESTLES



A model of elegance and utility, Trestles makes it possible to sit at any position around the table perimeter—an objective achieved by a top with rounded corners and a sleek metal base that averts any lack of legroom. Multiple material and finish choices allow for true aesthetic distinction. Optional casters and power packages address the dynamic nature of modern work settings.

FORMAT

SERIES Trestles **HEIGHT** pg 1 **DEPTH** pg 2 **LENGTH** pg 3 **CASTERS** pg 4

3	3	3					
---	---	---	--	--	--	--	--

MATERIALS & FINISHES

TOP pg 5 **BRACKET** pg 7 **LEGS** pg 8

--	--	--	--	--	--	--	--

POWER

PACKAGE pg 9-14 **COLOR** pg 15

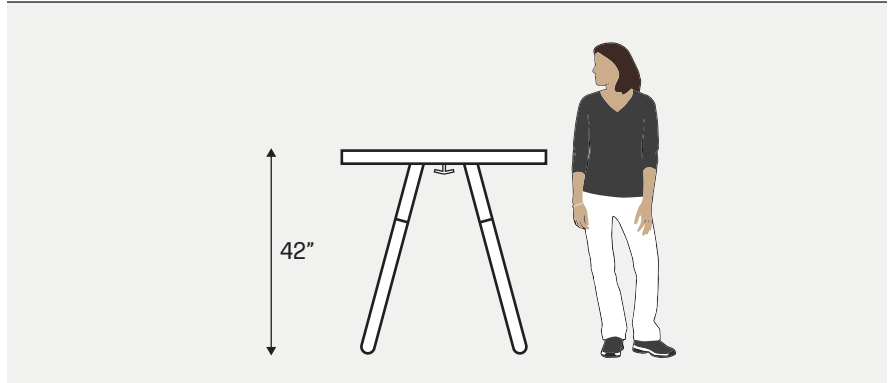
--	--	--	--

TRESTLES

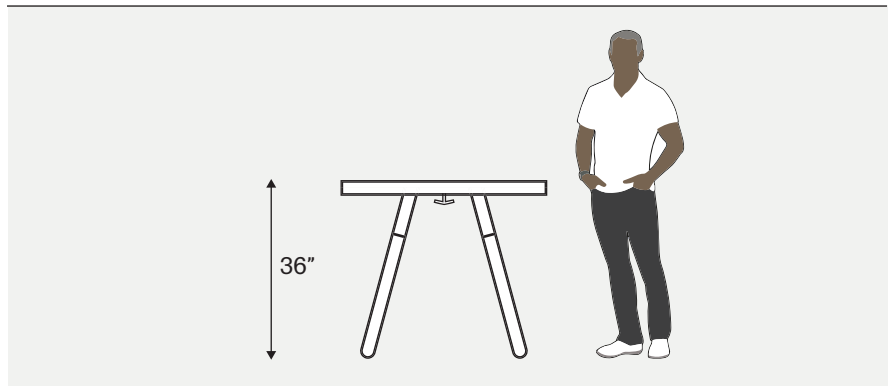
HEIGHT

Please indicate your height selection in the order string below. Note that our dining height is ADA compliant.

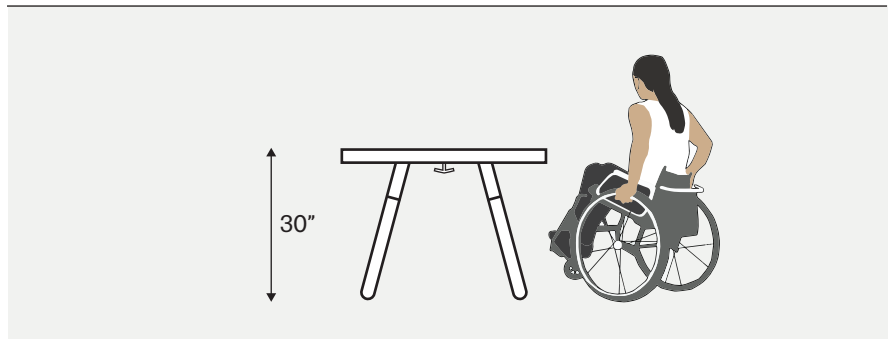
42 Communal - 42" H



36 Counter Height - 36" H



30 Dining - 30" H (ADA Compliant)



FORMAT

SERIES	HEIGHT	DEPTH	LENGTH	CASTERS
Trestles	pg 1	pg 2	pg 3	pg 4
3 3 3	<input type="text"/>	<input type="text"/>	<input type="text"/>	<input type="text"/>

MATERIALS & FINISHES

TOP	BRACKET	LEGS
pg 5	pg 7	pg 8
<input type="text"/>	<input type="text"/>	<input type="text"/>

POWER

PACKAGE	COLOR
pg 9-14	pg 15
<input type="text"/>	<input type="text"/>

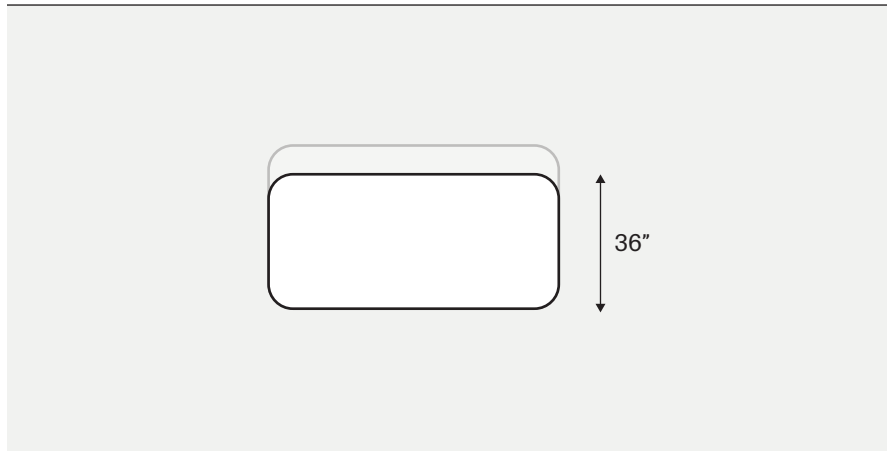
TRESTLES

DEPTH

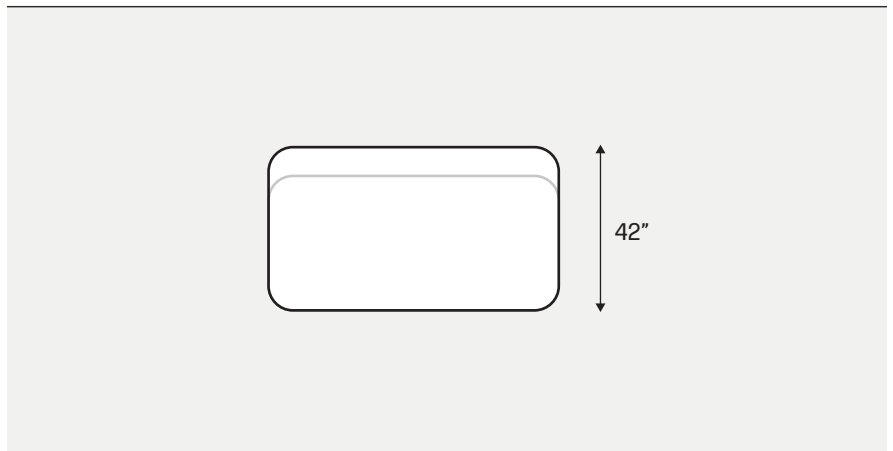
Select a standard depth of 36" or deep depth of 42". Indicate selection in order string below.

 W

Regular Depth - 36" D


 E

Deep Depth - 42" D



FORMAT

SERIES	HEIGHT	DEPTH	LENGTH	CASTERS
Trestles	pg 1	pg 2	pg 3	pg 4
3 3 3	<input type="checkbox"/>	<input type="checkbox"/>	<input type="checkbox"/>	<input type="checkbox"/>



MATERIALS & FINISHES

TOP	BRACKET	LEGS
pg 5	pg 7	pg 8
<input type="checkbox"/>	<input type="checkbox"/>	<input type="checkbox"/>

POWER

PACKAGE	COLOR
pg 9-14	pg 15
<input type="checkbox"/>	<input type="checkbox"/>

TRESTLES

LENGTH

Select a table length. Lengths 144" and up will be a two-piece top joined by a third set of leg brackets with legs.

072

084

096

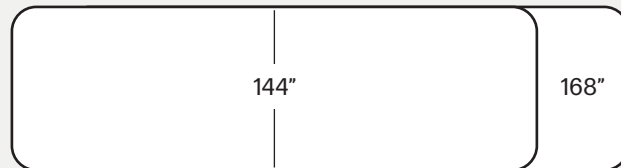
One-piece tops - 72", 84", 96"



144

168

Two-piece tops - 144", 168", 192"



FORMAT

SERIES	HEIGHT	DEPTH	LENGTH	CASTERS
Trestles	pg 1	pg 2	pg 3	pg 4
3 3 3	<input type="text"/>	<input type="text"/>	<input type="text"/>	<input type="text"/>
			▲ ▲ ▲	

MATERIALS & FINISHES

TOP	BRACKET	LEGS
pg 5	pg 7	pg 8
<input type="text"/>	<input type="text"/>	<input type="text"/>

POWER

PACKAGE	COLOR
pg 9-14	pg 15
<input type="text"/>	<input type="text"/>

TRESTLES

CASTERS

Optional casters are engineered to be smooth, quiet, and clean.

Features:

- Sealed precision ball bearings and components
- Non-marking Wheels
- Wheel brake with actuator in red as shown

 X

No Casters

 C

Add Optional Medical Grade Precision Casters



FORMAT

SERIES	HEIGHT	DEPTH	LENGTH	CASTERS
Trestles	pg 1	pg 2	pg 3	pg 4
3 3 3				



MATERIALS & FINISHES

TOP	BRACKET	LEGS
pg 5	pg 7	pg 8

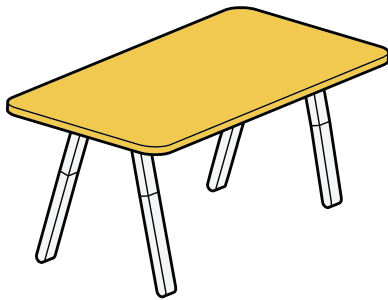
POWER

PACKAGE	COLOR
pg 9-14	pg 15

TRESTLES

TOP MATERIAL

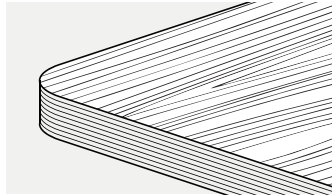
Tops are 1 1/2" thick. Select from top-grade baltic birch plywood with a Walnut, Ash, or laminate top. Or select through-planked Walnut or Ash. Also available as a solid surface top.



AE

Ash Veneer Top with Plywood Edge (Standard)

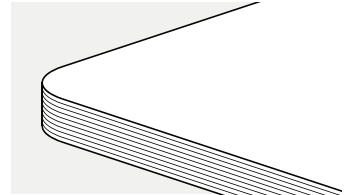
Color/Finish applied to Ash veneer top; plywood edge clear coated.



LE

Laminate Top with Plywood Edge

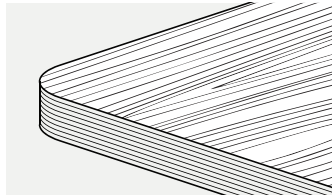
Laminate applied to top surface; plywood edge clear coated.



WE

Walnut Veneer Top with Plywood Edge

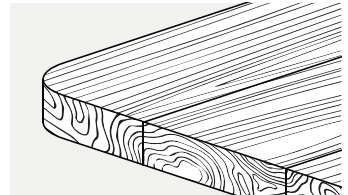
Color/Finish applied to Walnut veneer top; plywood edge clear coated.



AP

Ash Plank Top

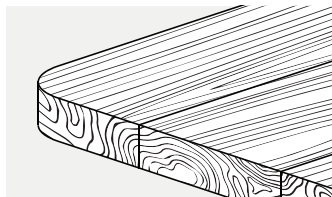
Color/Finish applied to entire solid Ash planks.



WP

Walnut Plank Top

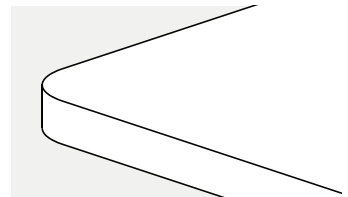
Color/Finish applied to entire solid Walnut planks.



SS

Solid Surface Top

Solid Surface applied to top and edges.



FORMAT

SERIES	HEIGHT	DEPTH	LENGTH	CASTERS
Trestles	pg 1	pg 2	pg 3	pg 4
3 3 3				

MATERIALS & FINISHES

TOP	BRACKET	LEGS
pg 5	pg 7	pg 8

POWER

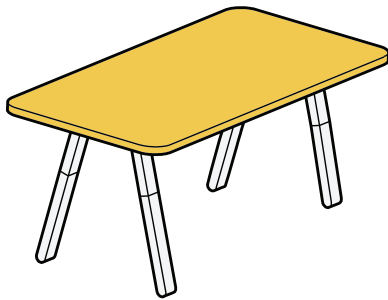
PACKAGE	COLOR
pg 9-14	pg 15



TRESTLES

TOP FINISH


Refer to our website for the current range of available finishes for each material. Refer to Page 05 for Color/Finish Applications. Indicate finish code in order string below.




ASH




WALNUT



SOLID SURFACE



LAMINATE



FORMAT

SERIES	HEIGHT	DEPTH	LENGTH	CASTERS
Trestles	pg 1	pg 2	pg 3	pg 4
3 3 3				

MATERIALS & FINISHES

TOP	BRACKET	LEGS
pg 5	pg 7	pg 8

POWER

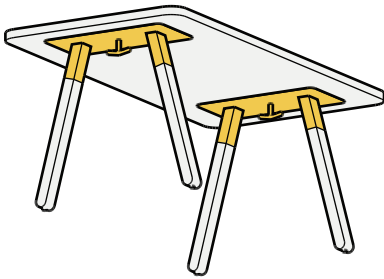
PACKAGE	COLOR
pg 9-14	pg 15




TRESTLES

LEG BRACKET AND TOTE HOOK FINISH

Select metal finish and color for leg bracket with integrated tote hook. Refer to our website for the current range of available metal finishes. Indicate finish code in order string below.




POWDER COAT - COLOR




POWDER COAT - NEUTRALS




POWDER COAT - METALLICS



STAINLESS STEEL



HAND-RUBBED STEEL



FORMAT

SERIES	HEIGHT	DEPTH	LENGTH	CASTERS
Trestles	pg 1	pg 2	pg 3	pg 4
3	3	3		

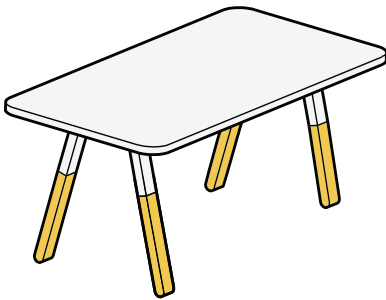
MATERIALS & FINISHES

TOP	BRACKET	LEGS	PACKAGE	COLOR
pg 5	pg 7	pg 8	pg 9-14	pg 15

TRESTLES

LEG FINISH

Color/Finish applied to all surfaces of solid wood legs. Refer to our website for the current range of available ash and walnut finishes. Indicate finish code in order string below.



ASH



ASH1 Shoji ASH2 Cinder ASH3 Storm ASH4 Dirty Martini ASH5 Terracotta ASH6 Cove ASH7 Jalama ASH8 Natural ASH9 Coal

WALNUT



WAL1 Natural WAL2 Deep

FORMAT

SERIES	HEIGHT	DEPTH	LENGTH	CASTERS
Trestles	pg 1	pg 2	pg 3	pg 4
3 3 3	<input type="text"/>	<input type="text"/>	<input type="text"/>	<input type="text"/>

MATERIALS & FINISHES

TOP	BRACKET	LEGS
pg 5	pg 7	pg 8
<input type="text"/>	<input type="text"/>	<input type="text"/>
		▲ ▲ ▲ ▲

POWER

PACKAGE	COLOR
pg 9-14	pg 15
<input type="text"/>	<input type="text"/>

TRESTLES

POWER

Trestles offers several power options in a range of configurations. Learn more at the links on this page, then move to the next page to start your selections.



Vode Racerrail Task Lighting

Ideal for corporate, educational and library applications where robust, high performance lighting is required. Highly efficient, extruded aluminum fixture.

Learn more:
<https://vode.com/racerrail-table-arm-107>



Byrne In-Surface Power

Low profile and with a smooth, easy-to-clean surface, Dean units from Byrne don't pull attention away from other workplace elements.


Learn more:
<https://www.byrne.com/in-surface-power-usb>



Byrne On-Surface Power

Mounted under the tabletop near the edge of the worksurface, Mini-Tap™ and Garcia® units from Byrne are a great option for those applications where the desire is to not cut into the worksurface and still offer power.

Learn more:
<https://www.byrne.com/minitap-power-hardwire>
<https://www.byrne.com/desk-usb>



Wireless Charging

Indicated with discrete "+" icons at .8" size, this option adds either (2) or (4) wireless charging units to your table.

FORMAT

SERIES	HEIGHT	DEPTH	LENGTH	CASTERS
Trestles	pg 1	pg 2	pg 3	pg 4
3 3 3				

MATERIALS & FINISHES

TOP	BRACKET	LEGS
pg 5	pg 7	pg 8

POWER

PACKAGE	COLOR
pg 9-14	pg 15

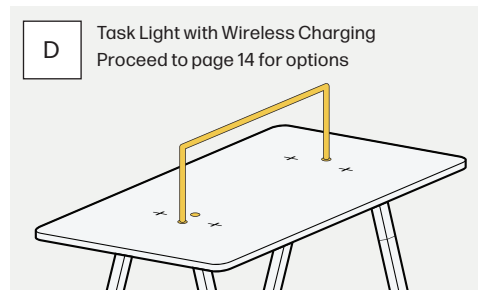
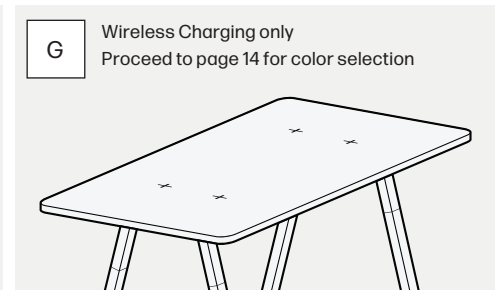
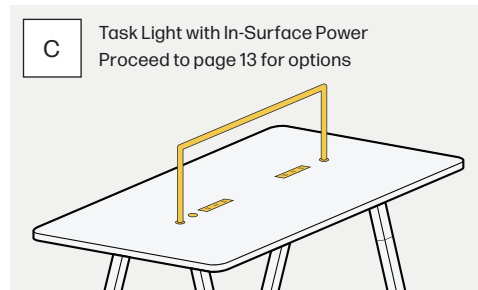
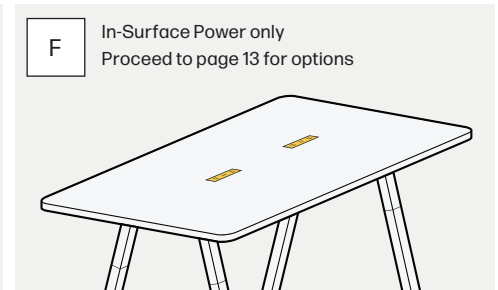
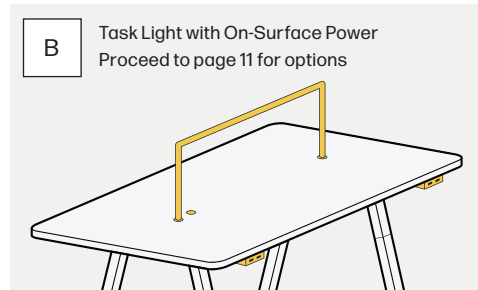
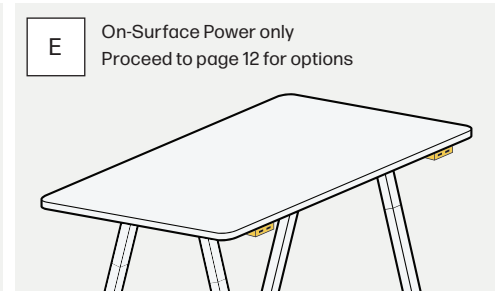
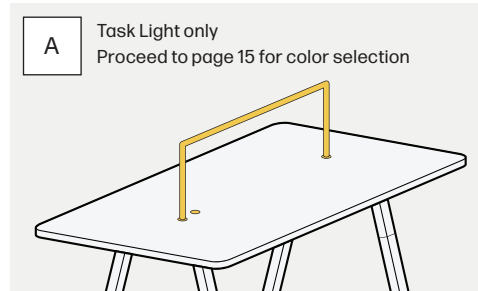
TRESTLES

POWER

Trestles offers several power packages. Select from configurations with or without the task light, then navigate to the corresponding page to finalize your power package.

TASK LIGHT CONFIGURATIONS

NO TASK LIGHT CONFIGURATIONS



FORMAT

SERIES	HEIGHT	DEPTH	LENGTH	CASTERS
Trestles	pg 1	pg 2	pg 3	pg 4
3	3	3		

MATERIALS & FINISHES

TOP	BRACKET	LEGS
pg 5	pg 7	pg 8

POWER

PACKAGE	COLOR
pg 9-14	pg 15

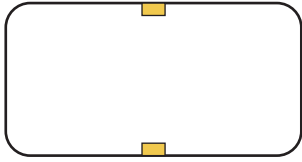
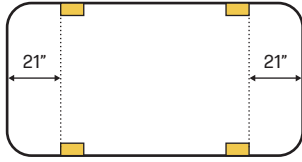


TRESTLES

ON SURFACE POWER WITH TASK LIGHT

On surface power is mounted under the table top along the edge.

Mini-Taps™ have the option of 2 or 4 units, each with either 2 power receptacles or 1 power receptacle and 2 USB ports.

Garcia® units are available with 2 or 4 units, each with either 2 USB-A ports or 1 USB-A port and 1 USB-C port.

	2 UNITS Mounted under table top along edge and centered	4 UNITS Mounted under table top along edge 21" from table end
		
	A (2) MINI-TAP™ (2) Power receptacles each	E (4) MINI-TAP™ (2) Power receptacles each
	B (2) MINI-TAP™ (1) Power receptacle each (2) USB-A ports each	F (4) MINI-TAP™ (1) Power receptacle each (2) USB-A ports each

FORMAT

SERIES	HEIGHT	DEPTH	LENGTH	CASTERS
Trestles	pg 1	pg 2	pg 3	pg 4
3 3 3	□	□	□ □ □	□

MATERIALS & FINISHES

TOP	BRACKET	LEGS
pg 5	pg 7	pg 8
□ □ □	□ □ □	□ □ □

POWER

PACKAGE	COLOR
pg 9-14	pg 15
□	□







TRESTLES

ON SURFACE POWER WITHOUT TASK LIGHT

On surface power is mounted under the table top along the edge.

Mini-Taps™ have the option of 2 or 4 units, each with either 2 power receptacles or 1 power receptacle and 2 USB ports.

Garcia® units are available with 2 or 4 units, each with either 2 USB-A ports or 1 USB-A port and 1 USB-C port.

	2 UNITS Mounted under table top along edge and centered	4 UNITS Mounted under table top along edge 21" from table end
	A (2) MINI-TAP™ (2) Power receptacles each	E (4) MINI-TAP™ (2) Power receptacles each
	B (2) MINI-TAP™ (1) Power receptacle each (2) USB-A ports each	F (4) MINI-TAP™ (1) Power receptacle each (2) USB-A ports each
	C (2) GARCIA® (2) USB-A ports each	G (4) GARCIA® (2) USB-A ports each
	D (2) GARCIA® (1) USB-A port each (1) USB-C port each	H (4) GARCIA® (1) USB-A port each (1) USB-C port each

FORMAT

SERIES	HEIGHT	DEPTH	LENGTH	CASTERS
Trestles	pg 1	pg 2	pg 3	pg 4
3 3 3				

MATERIALS & FINISHES

TOP	BRACKET	LEGS
pg 5	pg 7	pg 8

POWER

PACKAGE	COLOR
pg 9-14	pg 15

TRESTLES

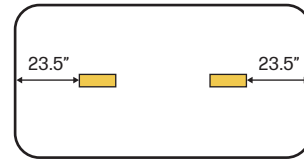
IN SURFACE POWER

In surface power is mounted inside the table top along center and exposed to the top.

Dean in surface power units have the option of 3 power receptacles, 2 power receptacles with 2 USB-A ports, or 2 power receptacles with 1 USB-A port and 1 USB-C port.

2 UNITS

Mounted in table top centered and 23.5" from each table end



J

(2) DEAN

(3) Power receptacles each



K

(2) DEAN

(2) Power receptacles each

(2) USB-A ports each



L

(2) DEAN

(2) Power receptacles each

(1) USB-A port each

(1) USB-C port each

FORMAT

SERIES	HEIGHT	DEPTH	LENGTH	CASTERS
Trestles	pg 1	pg 2	pg 3	pg 4
3 3 3	□	□	□ □ □	□

MATERIALS & FINISHES

TOP	BRACKET	LEGS
pg 5	pg 7	pg 8
□ □ □ □	□ □ □	□ □ □ □

POWER

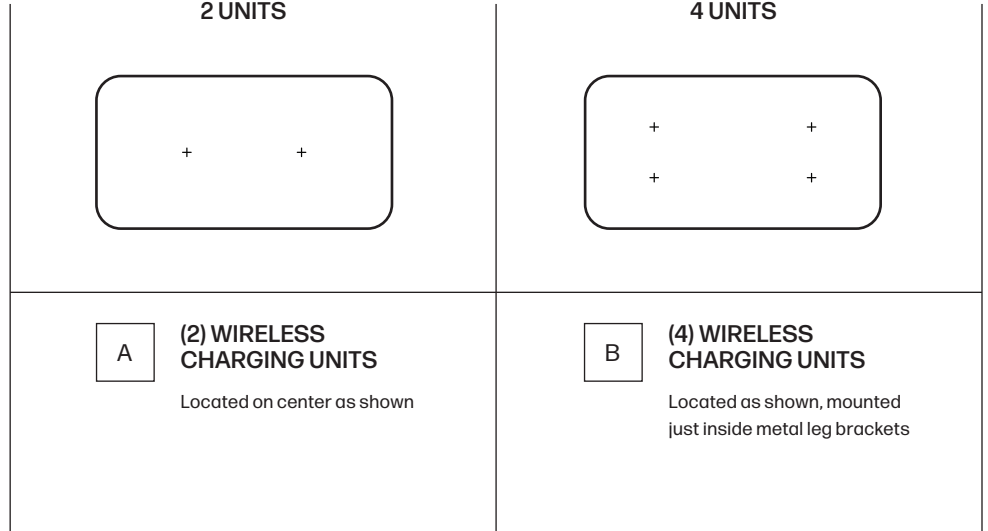
PACKAGE	COLOR
pg 9-14	pg 15
□	□



TRESTLES

WIRELESS CHARGING

Indicated with discrete "+" icons at .8" size, this option adds either (2) or (4) wireless charging units to your table.



FORMAT

SERIES	HEIGHT	DEPTH	LENGTH	CASTERS
Trestles	pg 1	pg 2	pg 3	pg 4
3 3 3				

MATERIALS & FINISHES

TOP	BRACKET	LEGS
pg 5	pg 7	pg 8

POWER

PACKAGE	COLOR
pg 9-14	pg 15



TRESTLES

POWER COMPONENTS COLOR

Select the color scheme for the coil cord and other visible power package components.

Note the location of the coil cord is as shown.

 B

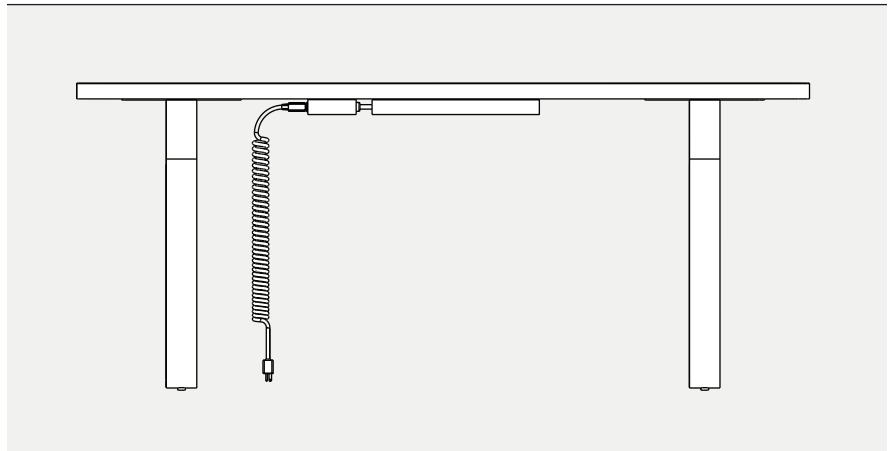
Color

 W

Select either black or white for coil cord and other visible components of your power package.

Cord Location

Coil power cord drops on center near an end as shown.



FORMAT

SERIES	HEIGHT	DEPTH	LENGTH	CASTERS
Trestles	pg 1	pg 2	pg 3	pg 4
3 3 3	<input type="checkbox"/>	<input type="checkbox"/>	<input type="checkbox"/>	<input type="checkbox"/>

MATERIALS & FINISHES

TOP	BRACKET	LEGS
pg 5	pg 7	pg 8
<input type="checkbox"/>	<input type="checkbox"/>	<input type="checkbox"/>

POWER

PACKAGE	COLOR
pg 9-14	pg 15
<input type="checkbox"/>	<input type="checkbox"/>

