

# Martin Bratrud

ASSEMBLI COLLECTION



Front Cover: **STYLE 1502-152CTW** Mid Back Huddle,  
Wood Panels,  
Round Legs, Powder Coat Sugar  
Wood Bridge Tables

**STYLE 1504-90** Shelf

Center: **STYLE 1502-112CW** Mid Back Round,  
Wood Panels,  
Round Legs, Powder Coat Sugar

Back Cover: **STYLE 1502-152CTW** Mid Back Huddle,  
Wood Panels,  
Round Legs, Powder Coat Sugar  
Wood Bridge Tables

**STYLE 1504-90** Shelf



## ASSEMBLI COLLECTION

Versatility is essential in today's business environment. Offering both visual and acoustical privacy as well as a comfortable hang-out space, the Assemblu Collection, designed by Primo Orpilla, provides a seating system that fulfills the needs of people meeting and collaborating in groups as well as people working independently.

Assemblu is available in lounge chairs and sofas with low, mid, and high backs. Straight and curved panels are offered in fabric, wood, laminate, or white boards. The collection also includes ottomans, tables, tablets, touchdown shelves, power, and leg options, as well as hooks to hang your coat, purse, or small backpack.



- Left: **STYLE 1503-02** High Back Chair, Armless  
Upholstered Panel, USB / Power,  
Sled Back, Powder Coat Sugar
- STYLE 1504-92** Tiered Shelf
- Above: **STYLE 1503-05BTF** High Back Chair, LAF, Built to Floor  
Plus Legs, Powder Coat Sugar,  
USB / Power
- STYLE 1504-01** Bridge Table, Solid Surface
- STYLE 1503-65BTF** High Back Sofa, RAF, Built to Floor  
Plus Legs, Powder Coat Sugar,  
Two Lumbar Cushions
- Right: **STYLE 1501-60B** Bench, Powder Coat Sugar





Right    STYLE 1502-240ZW-T    Mid Back Zig Zag  
Wood Panels, Four Tablets,  
Square Legs, Polished Chrome







- Left:    **STYLE 1501-260U**    Low Back Tête-à-Tête Serpentine  
    Round Legs, Polished Chrome
- STYLE 1504-82**    High Back Dry Erase Panel  
    Box, Pen Holder
- STYLE 1501-30OS**    Ottoman, Casters, Shelf
- STYLE 1504-12RMO**    Side Table
- Above:   **STYLE 1501-30OS**    Ottoman, Casters, Shelf
- STYLE 1501-30OT**    Ottoman, Casters, Tablet





- Spread      STYLE 1502-147ZTLM      Mid Back Module, Laminate, Upholstered Panels, Sled Back, Bridge Table (not visible) Plus Legs, Powder Coat Sugar
- Top Left      STYLE 1504-12MO      Side Tables
- Mid Right      STYLE 1504-90      Shelf
- Top Right      STYLE 1035-10L      Tiered Shelf
- STYLE 1035-04      Capra Low Back Bar Stool
- STYLE 231-30SL      Capra Side Chairs
- Fold Low Square Table





Above    **STYLE 1501-09S**    Low Back Chair,  
Casters, Metal Storage Shelf

Right:    **STYLE 1502-249UT**    Mid Back Double Serpentine  
Bridge Tables, Solid Surface  
Round Legs, Polished Chrome

**STYLE 1504-12RO**    Side Table, Open

ASSEMBLI COLLECTION  
COMPONENTS, DETAILS AND ACCESSORIES

Spatial areas for work, meetings, or collaboration require furniture to be adaptable. Assemblu provides a myriad of choices with the idea of giving people options to better suit their needs.

Refer to martinbratrud.com for a complete listing of available options and details.



STYLE 1501-09S Low Back Chair  
Casters, Shelf



STYLE 1501-02 Low Back Chair  
Plus Front Legs, Sled Back  
STYLE 1504-80 Single Hanger



STYLE 1503-02 High Back Chair  
STYLE 1504-92 Tiered Shelf



STYLE 1503-02 High Back Chair, Upholstered Panel  
Plus Front Legs, Sled Back  
STYLE 1504-81 Hanger Rack



STYLE 1501-02CN Low Back, Channeled Panel  
Square Legs, Polished Chrome



STYLE 1501-02 Low Back Chair, Upholstered Panel  
Round Legs, Brushed Chrome



Left STYLE 1504-12RWO Side Table, Wood  
Center STYLE 1504-12RO Side Table, Open  
Right STYLE 1504-12RMO Side Table



STYLE 1503-02DE High Back Chair, Whiteboard Panel  
Plus Front Legs, Sled Back

STYLE 1504-83 Box, Pen Holder, Hanger



ASSEMBLI COLLECTION

DESIGN BY PRIMO ORPILLA

LOUNGE SELECTIONS



**Chair 1501-01**  
Low-Back, Arms  
Width: 34"  
Depth: 30"  
Height: 36"  
Seat Height: 18"



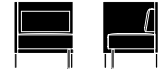
**Chair 1501-01BTF**  
Low-Back, Arms,  
Panel Built to Floor  
Width: 34"  
Depth: 30"  
Height: 36"  
Seat Height: 18"



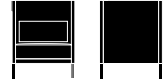
**Chair 1501-02**  
Low-Back, Armless  
Width: 30"  
Depth: 27"  
Height: 36"  
Seat Height: 18"



**Chair 1501-02BTF**  
Low-Back, Armless,  
Built to Floor  
Width: 30"  
Depth: 27"  
Height: 36"  
Seat Height: 18"



**Chair 1501-05 LAF**  
Low-Back  
Width: 32"  
Depth: 30"  
Height: 36"  
Seat Height: 18"



**Chair 1502-01**  
Mid-Back, Arms  
Width: 34"  
Depth: 30"  
Height: 42"  
Seat Height: 18"



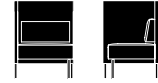
**Chair 1502-01BTF**  
Mid-Back, Arms,  
Panel Built to Floor  
Width: 34"  
Depth: 30"  
Height: 42"  
Seat Height: 18"



**Chair 1502-02**  
Mid-Back, Armless  
Width: 30"  
Depth: 27"  
Height: 42"  
Seat Height: 18"



**Chair 1502-02BTF**  
Mid-Back, Armless,  
Panel Built to Floor  
Width: 30"  
Depth: 27"  
Height: 42"  
Seat Height: 18"



**Chair 1502-05 LAF**  
Mid-Back  
Width: 32"  
Depth: 30"  
Height: 42"  
Seat Height: 18"



**Chair 1503-01**  
High-Back, Arms  
Width: 34"  
Depth: 30"  
Height: 56"  
Seat Height: 18"



**Chair 1503-01BTF**  
High-Back, Arms,  
Panel Built to Floor  
Width: 34"  
Depth: 30"  
Height: 56"  
Seat Height: 18"



**Chair 1503-02**  
High-Back, Armless  
Width: 30"  
Depth: 27"  
Height: 56"  
Seat Height: 18"



**Chair 1503-02BTF**  
High-Back, Armless,  
Panel Built to Floor  
Width: 30"  
Depth: 27"  
Height: 56"  
Seat Height: 18"



**Chair 1503-05 LAF**  
High-Back  
Width: 32"  
Depth: 30"  
Height: 56"  
Seat Height: 18"



**Sofa 1501-67**  
Low-Back, Arms  
Width: 64"  
Depth: 30"  
Height: 36"  
Seat Height: 18"



**Sofa 1502-67**  
Mid-Back, Arms  
Width: 64"  
Depth: 30"  
Height: 42"  
Seat Height: 18"



**Sofa 1502-61**  
Mid-Back, Armless  
Width: 60"  
Depth: 27"  
Height: 42"  
Seat Height: 18"



**Sofa 1503-67**  
High-Back, Arms  
Width: 64"  
Depth: 30"  
Height: 56"  
Seat Height: 18"



**Sofa 1503-61**  
High-Back, Armless  
Width: 60"  
Depth: 27"  
Height: 56"  
Seat Height: 18"



**Chair 1501-09S**  
Low-Back, Casters, Shelf  
Width: 30"  
Depth: 27"  
Height: 36"  
Seat Height: 18"



**Chair 1502-09S**  
Mid-Back, Casters, Shelf  
Width: 30"  
Depth: 27"  
Height: 42"  
Seat Height: 18"



**Wedge 1501-07**  
Low Back Outside Wedge  
Width: 79.5"  
Depth: 27"  
Height: 36"  
Seat Height: 18"



**Wedge 1501-08**  
Low Back Inside Wedge  
Width: 79.5"  
Depth: 27"  
Height: 36"  
Seat Height: 18"



**Quarter Wedge 1501-13**  
Low-Back Quarter Circle  
Width: 31"  
Depth: 31"  
Height: 36"  
Seat Height: 18"

BENCH AND OTTOMANS



**Ottoman 1501-300**  
casters  
Width: 24"  
Depth: 24"  
Seat Height: 18"



**Ottoman 1501-300S**  
casters, shelf  
Width: 24"  
Depth: 24"  
Seat Height: 18"



**Ottoman 1501-300T**  
casters, tablet  
Width: 25.5"  
Depth: 24"  
Overall Height: 27.5"  
Seat Height: 18"



**Ottoman 1501-300ST**  
casters, shelf, tablet  
Width: 25.5"  
Depth: 24"  
Overall Height: 27.5"  
Seat Height: 18"

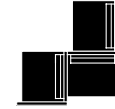


**Bench 1501-60B**  
Width: 60"  
Depth: 25"  
Seat Height: 18"

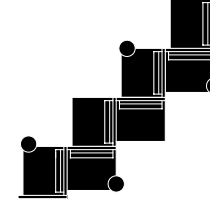
ASSEMBLI COLLECTION

DESIGN BY PRIMO ORPILLA

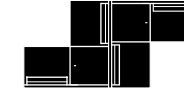
SECTIONALS



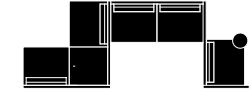
**Zig-Zag 1502-102Z**  
Overall Width: 102"  
Overall Depth: 60"  
Overall Height: 42"  
Seat Height: 18"



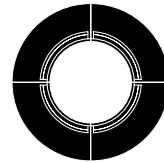
**Zig-Zag 1502-240ZW-T**  
Overall Width: 240"  
Overall Depth: 120"  
Overall Height: 42"  
Seat Height: 18"  
As shown on page 2-3



**Module 1502-112Z**  
Overall Width: 112"  
Overall Depth: 57"  
Overall Height: 42"  
Seat Height: 18"




**Module 1502-147ZTLM**  
Overall Width: 147"  
Overall Depth: 57"  
Overall Height: 42"  
Seat Height: 18"  
As shown on page 6-7




**Round 1502-112CW**  
Overall Width: 112"  
Overall Depth: 112"  
Overall Height: 42"  
Seat Height: 18"  
As shown on cover page



**Huddle 1502-152CTW**  
Overall Width: 152"  
Overall Depth: 52"  
Overall Height: 42"  
Seat Height: 18"  
As shown on cover page



**Double 1502-249UT**  
Overall Width: 249"  
Overall Depth: 70"  
Overall Height: 42"  
Seat Height: 18"  
As shown on page 8-9



**Tête-à-Tête 1501-260U**  
Overall Width: 260"  
Overall Depth: 52"  
Overall Height: 56"  
Seat Height: 18"  
As shown on page 4-5

ACCESSORIES



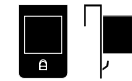
**Single Hanger 1504-80**  
Width: 4"  
Depth: 3"  
Height: 5"



**Hanger Rack 1504-81**  
Three Hooks  
Width: 24"  
Depth: 3"  
Height: 5"



**Box 1504-82**  
Pen Holder  
Width: 6"  
Depth: 6"  
Height: 6"



**Box 1504-83**  
Pen Holder, Hanger  
Width: 6"  
Depth: 6"  
Height: 9"



**USB / Power**  
Width: 4.5"  
Depth: 3.5"  
Height: 2.5"



**Bridge Table 1504-01**  
Width: 24"  
Depth: 24"  
Height: 16"



**Touchdown Shelf 1504-91**  
High Back  
Width: 24"  
Depth: 14.5"  
Height: 16.5"



**Tiered Shelf 1504-92**  
High Back, Shelves  
Width: 24"  
Depth: 14.5"  
Height: 16.5"



**Shelf 1504-90**  
Width: 24"  
Depth: 14.5"  
Height: 5.5"

SIDE TABLES



**Side Table 1504-12RO**  
Metal Top, Shelf, Open  
Width: 12"  
Depth: 13.5"  
Height: 27.5"



**Side Table 1504-12MO**  
Metal Top, Shelf  
Width: 12"  
Depth: 13.5"  
Height: 27.5"



**Side Table 1504-12RWO**  
Metal Top, Shelf, Wood  
Width: 12"  
Depth: 13.5"  
Height: 27.5"