


Medinah Worksurface & Table Edge Options

Instructions


This worksheet serves to provide a visual guide of the work surface edge options available for the Medinah lounge sofas. The worksurface is available in three heights: desk (36"), counter (46"), and communal (42"). Please visit martinbratrud.com/view/medinah-series for a complete online pricing tool for Medinah lounge sofas.

Standard Solid Wood



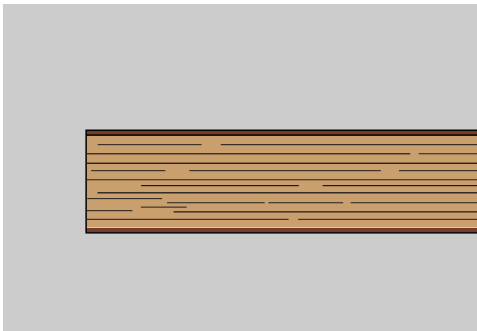
Softened Edge

All Laminate Top & Sides

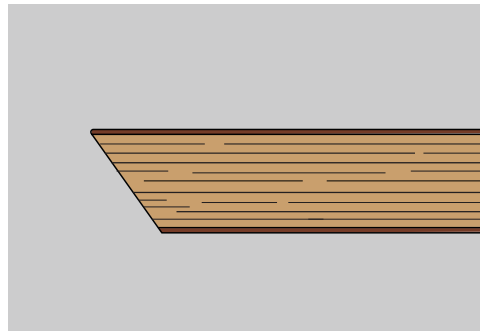


Block Ply

Laminate Top/Plywood



Block Ply



Tapered Ply