

AMESTOY

Martin
/ Bratrud

Pricelist

Effective 05/28/2022

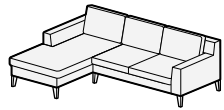
DESIGNED BY MARTIN BRATTRUD STUDIO

Clean lines and trim proportions give Amestoy an eye-pleasing lightness, underscored by an exposed frame and tapered wood legs that elevate the seat. Comfort stems from the angled back and cushions that provide both firm support and restful buoyancy.



SECTIONAL - L SHAPE	2
CHAIRS	6
SOFAS	7
MATERIALS & FINISHES	10

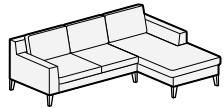
Sectional - L Shape, Chaise LAF



6300-100

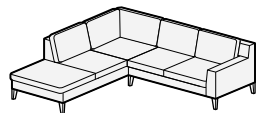
Single Upholstery	yds	sqft
	25.75	464

Footprint	98" x 75.5"	
Outer Width	98"	
Outer Depth	38.5"	
Outer Height	34"	
Seat Height	17"	
Seat Depth	23"	
Arm Height	22"	



6300-100M

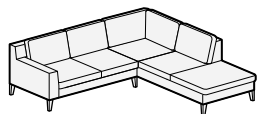
Sectional - L Shape, End Bumper LAF



6300-110

Single Upholstery	yds	sqft
	28.5	513

Footprint	106" x 102"	
Outer Width	106"	
Outer Depth	38.5"	
Outer Height	34"	
Seat Height	17"	
Seat Depth	23"	
Arm Height	22"	

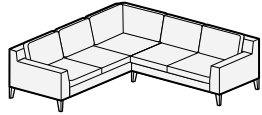


6300-110M

COM	COL	MB LEATHER		GRADE-IN FABRICS								
		A	B	1	2	3	4	5	6	7	8	9
9499	10449	16915	18769	11147	11662	12177	12692	13207	13722	14237	14752	15267
WOOD BASE AND LEGS		Standard in Ash Walnut		add 710				Trillium filled cushions Self-Welt				
GSA SIN 71116												
✓ SCS Certified Indoor Advantage												
See Materials & Finishes on page 10												

COM	COL	MB LEATHER		GRADE-IN FABRICS								
		A	B	1	2	3	4	5	6	7	8	9
10570	11627	18778	20830	12394	12964	13534	14104	14674	15244	15814	16384	16954
WOOD BASE AND LEGS		Standard in Ash Walnut		add 710				Trillium filled cushions Self-Welt				
GSA SIN 71116												
✓ SCS Certified Indoor Advantage												
See Materials & Finishes on page 10												

Sectional - L Shape, Symmetrical, 2 Arms



6300-120

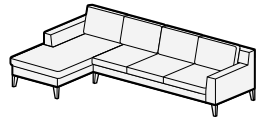
Single Upholstery	yds	sqft
	35	630

Footprint	102" x 102"	
Outer Width	102"	
Outer Depth	38.5"	
Outer Height	34"	
Seat Height	17"	
Seat Depth	23"	
Arm Height	22"	

COM	COL	MB LEATHER		GRADE-IN FABRICS								
		A	B	1	2	3	4	5	6	7	8	9
12209	13430	22289	24809	14449	15149	15849	16549	17249	17949	18649	19349	20049

WOOD BASE AND LEGS	Standard in Ash Walnut						add 887						Trillium filled cushions Self-Welt
													GSA SIN 71116
													✓ SCS Certified Indoor Advantage
													See Materials & Finishes on page 10

Sectional - L Shape, Chaise LAF



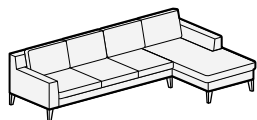
6300-130

Single Upholstery	yds	sqft
	30.5	549

Footprint	127" x 75.5"	
Outer Width	127"	
Outer Depth	38.5"	
Outer Height	34"	
Seat Height	17"	
Seat Depth	23"	
Arm Height	22"	

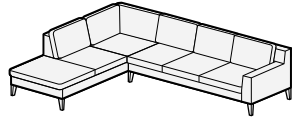
COM	COL	MB LEATHER		GRADE-IN FABRICS								
		A	B	1	2	3	4	5	6	7	8	9
11178	12296	19962	22158	13130	13740	14350	14960	15570	16180	16790	17400	18010

WOOD BASE AND LEGS	Standard in Ash Walnut						add 887						Trillium filled cushions Self-Welt
													GSA SIN 71116
													✓ SCS Certified Indoor Advantage
													See Materials & Finishes on page 10



6300-130M

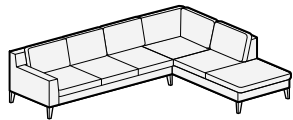
Sectional - L Shape, End Bumper LAF



6300-140

Single Upholstery	yds	sqft
	33.5	603

Footprint	131" x 106"	
Outer Width	131"	
Outer Depth	38.5"	
Outer Height	34"	
Seat Height	17"	
Seat Depth	23"	
Arm Height	22"	

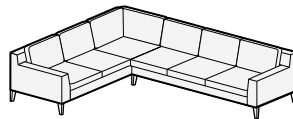


6300-140M

COM	COL	MB LEATHER		GRADE-IN FABRICS								
		A	B	1	2	3	4	5	6	7	8	9
12251	13476	21899	24311	14395	15065	15735	16405	17075	17745	18415	19085	19755

WOOD BASE AND LEGS	Standard in Ash Walnut						add 887			Trillium filled cushions Self-Welt
										GSA SIN 71116
										✓ SCS Certified Indoor Advantage
										See Materials & Finishes on page 10

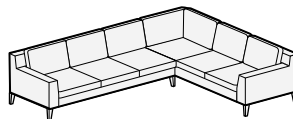
Sectional - L Shape, Asymmetrical, 2 Cushions LAF plus Corner



6300-150

Single Upholstery	yds	sqft
	39.75	716

Footprint	131" x 102"	
Outer Width	131"	
Outer Depth	38.5"	
Outer Height	34"	
Seat Height	17"	
Seat Depth	23"	
Arm Height	22"	



6300-150M

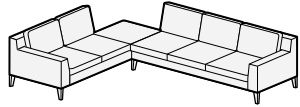
COM	COL	MB LEATHER		GRADE-IN FABRICS								
		A	B	1	2	3	4	5	6	7	8	9
13887	15276	25335	28197	16431	17226	18021	18816	19611	20406	21201	21996	22791

WOOD BASE AND LEGS	Standard in Ash Walnut						add 887			Trillium filled cushions Self-Welt
										GSA SIN 71116
										✓ SCS Certified Indoor Advantage
										See Materials & Finishes on page 10

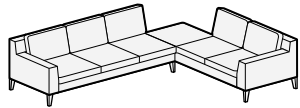
AMESTOY

Martin
/ Bratrud

Sectional - L Shape, 2 Cushions LAF plus Corner Bumper



6300-160



6300-160M

Single Upholstery	yds	sqft
	35	630
.....		
Footprint	131" x 102"	
Outer Width	131"	
Outer Depth	38.5"	
Outer Height	34"	
Seat Height	17"	
Seat Depth	23"	
Arm Height	22"	

COM	COL	MB LEATHER		GRADE-IN FABRICS								
		A	B	1	2	3	4	5	6	7	8	9
13698	15068	23778	26298	15938	16638	17338	18038	18738	19438	20138	20838	21538

WOOD BASE
AND LEGS

Standard in Ash
Walnut

add **887**

Trillium filled cushions
Self-Welt

GSA SIN 7116

✓ SCS Certified Indoor Advantage

See [Materials & Finishes](#) on page 10

AMESTOY

Martin
/ Brattrud



6300-020

Sofa, 2 Cushions, 2 Arms

Single Upholstery	yds	sqft
	15.5	279

Outer Width		69"
Outer Depth		38.5"
Outer Height		34"
Seat Height		17"
Seat Depth		23"
Arm Height		22"


COM	COL	MB LEATHER		GRADE-IN FABRICS								
		A	B	1	2	3	4	5	6	7	8	9
5756	6332	10220	11336	6748	7058	7368	7678	7988	8298	8608	8918	9228

WOOD BASE AND LEGS Standard in Ash Walnut add **533** Trillium filled cushions Self-Welt

GSA SIN 71116

✓ SCS Certified Indoor Advantage

See [Materials & Finishes](#) on page 10



6300-030

Sofa, 3 Cushions, 2 Arms

Single Upholstery	yds	sqft
	20.25	365

Outer Width		98"
Outer Depth		38.5"
Outer Height		34"
Seat Height		17"
Seat Depth		23"
Arm Height		22"

COM	COL	MB LEATHER		GRADE-IN FABRICS								
		A	B	1	2	3	4	5	6	7	8	9
7222	7944	13054	14512	8518	8923	9328	9733	10138	10543	10948	11353	11758

WOOD BASE AND LEGS Standard in Ash Walnut add **533** Trillium filled cushions Self-Welt

GSA SIN 71116


✓ SCS Certified Indoor Advantage

See [Materials & Finishes](#) on page 10


AMESTOY

Martin
/ Brattrud

Sofa, 1 Arm, End Bumper RAF



6300-040



6300-040M

Single Upholstery	yds	sqft
	16.5	297

Outer Width		102"
Outer Depth		38.5"
Outer Height		34"
Seat Height		17"
Seat Depth		23"
Arm Height		22"

		MB LEATHER		GRADE-IN FABRICS								
COM	COL	A	B	1	2	3	4	5	6	7	8	9
6761	7437	11513	12701	7817	8147	8477	8807	9137	9467	9797	10127	10457

WOOD BASE AND LEGS	Standard in Ash Walnut							add	533				Trillium filled cushions Self-Welt
--------------------	---------------------------	--	--	--	--	--	--	-----	------------	--	--	--	---------------------------------------

GSA SIN 7116

✓ SCS Certified Indoor Advantage

See [Materials & Finishes](#) on page 10

Notes

Wood Banding and Legs

Standard: Solid Ash

Premium: Solid Walnut

[View Ash Wood Standard Finishes](#)

[View Walnut Wood Standard Finishes](#)

Custom Wood Finish produced upon receipt of a customer's approved sample match and fee of \$200 Net for each unique finish per order.

(Specify Martin Brattrud finish)

Cushions

Self-Welted

Standard Fill: Backs in Trillium, Seats in Trillium with Foam Insert

4 Week Lead Time with Maharam Mode and Merit, Grade 2 Textiles

Specify 1 of 5 colors each from Mode 466337 or Merit 466444.

Mode Colors: -002 Intaglio; -005 Talus; -009 Clavicle; -018 Oriole;

-0035 Jetty

Merit Colors: -001 Trickle; -003 Gunmetal; -023 Kookabuirra;

-038 Goji; -043 Overcast

Materials & Finishes

Wood

ASH



ASH1
Shoji



ASH2
Cinder



ASH3
Storm



ASH4
DirtyMartini



ASH5
Terracotta



ASH6
Cove



ASH7
Jalama



ASH8
Natural



ASH9
Coal

WALNUT



WAL1
Natural



WAL2
Deep

Notes

SEE FINISHES ONLINE

WOOD: <https://martinbrattrud.com/Wood>

METAL & PAINT: <https://martinbrattrud.com/Metal>

CORIAN®: <https://martinbrattrud.com/Corian®>

STONE: <https://martinbrattrud.com/Stone>