

# AMESTOY

Martin  
/ Bratrud

## Pricelist

Effective 09/18/2024

---

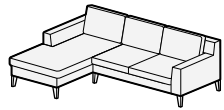
DESIGNED BY MARTIN BRATTRUD STUDIO

Clean lines and trim proportions give Amestoy an eye-pleasing lightness, underscored by an exposed frame and tapered wood legs that elevate the seat. Comfort stems from the angled back and cushions that provide both firm support and restful buoyancy.



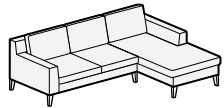
SECTIONAL - L SHAPE	2
CHAIRS	6
SOFAS	7
MATERIALS & FINISHES	10

## Sectional - L Shape, Chaise LAF



6300-100

Single Upholstery	yds	sqft
	<b>25.75</b>	<b>464</b>
-----		
Footprint	<b>98" x 72"</b>	
Outer Width	<b>98"</b>	
Outer Depth	<b>39"</b>	
Outer Height	<b>34"</b>	
Seat Height	<b>17"</b>	
Seat Depth	<b>23"</b>	
Arm Height	<b>22"</b>	



6300-100M

COM	COL	MB LEATHER		GRADE-IN FABRICS								
		A	B	1	2	3	4	5	6	7	8	9
<b>10373</b>	<b>11410</b>	<b>17789</b>	<b>19643</b>	<b>12021</b>	<b>12536</b>	<b>13051</b>	<b>13566</b>	<b>14081</b>	<b>14596</b>	<b>15111</b>	<b>15626</b>	<b>16141</b>

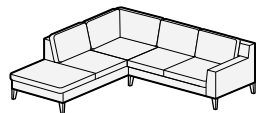
WOOD BASE AND LEGS      Standard in Ash Walnut      add **739**      Trillium filled cushions Self-Welt

GSA SIN 33721

✓ SCS Certified Indoor Advantage

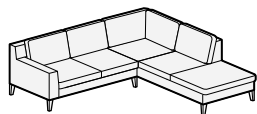
See [Materials & Finishes](#) on page 10

## Sectional - L Shape, End Bumper LAF



6300-110

Single Upholstery	yds	sqft
	<b>28.5</b>	<b>513</b>
-----		
Footprint	<b>102.5" x 101"</b>	
Outer Width	<b>102.5"</b>	
Outer Depth	<b>39"</b>	
Outer Height	<b>34"</b>	
Seat Height	<b>17"</b>	
Seat Depth	<b>23"</b>	
Arm Height	<b>22"</b>	



6300-110M

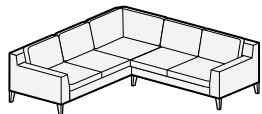
COM	COL	MB LEATHER		GRADE-IN FABRICS								
		A	B	1	2	3	4	5	6	7	8	9
<b>11543</b>	<b>12697</b>	<b>19751</b>	<b>21803</b>	<b>13367</b>	<b>13937</b>	<b>14507</b>	<b>15077</b>	<b>15647</b>	<b>16217</b>	<b>16787</b>	<b>17357</b>	<b>17927</b>

WOOD BASE AND LEGS      Standard in Ash Walnut      add **739**      Trillium filled cushions Self-Welt

GSA SIN 33721

✓ SCS Certified Indoor Advantage

See [Materials & Finishes](#) on page 10



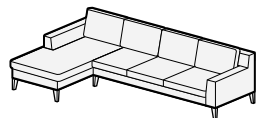
6300-120

### Sectional - L Shape, Symmetrical, 2 Arms

Single Upholstery	yds	sqft
	<b>35</b>	<b>630</b>
-----		
Footprint	<b>102.5" x 102.5"</b>	
Outer Width	<b>102.5"</b>	
Outer Depth	<b>39"</b>	
Outer Height	<b>34"</b>	
Seat Height	<b>17"</b>	
Seat Depth	<b>23"</b>	
Arm Height	<b>22"</b>	

COM	COL	MB LEATHER		GRADE-IN FABRICS								
		A	B	1	2	3	4	5	6	7	8	9
<b>13333</b>	<b>14666</b>	<b>23413</b>	<b>25933</b>	<b>15573</b>	<b>16273</b>	<b>16973</b>	<b>17673</b>	<b>18373</b>	<b>19073</b>	<b>19773</b>	<b>20473</b>	<b>21173</b>

WOOD BASE AND LEGS	Standard in Ash Walnut						add <b>923</b>											Trillium filled cushions Self-Welt
																		GSA SIN 33721
																		✓ SCS Certified Indoor Advantage
																		See <a href="#">Materials &amp; Finishes</a> on page 10



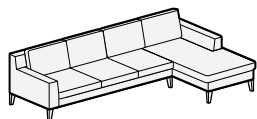
6300-130

### Sectional - L Shape, Chaise LAF

Single Upholstery	yds	sqft
	<b>30.5</b>	<b>549</b>
-----		
Footprint	<b>127" x 72"</b>	
Outer Width	<b>127"</b>	
Outer Depth	<b>39"</b>	
Outer Height	<b>34"</b>	
Seat Height	<b>17"</b>	
Seat Depth	<b>23"</b>	
Arm Height	<b>22"</b>	

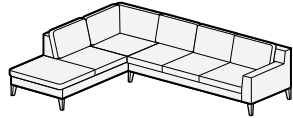
COM	COL	MB LEATHER		GRADE-IN FABRICS								
		A	B	1	2	3	4	5	6	7	8	9
<b>12207</b>	<b>13428</b>	<b>20991</b>	<b>23187</b>	<b>14159</b>	<b>14769</b>	<b>15379</b>	<b>15989</b>	<b>16599</b>	<b>17209</b>	<b>17819</b>	<b>18429</b>	<b>19039</b>

WOOD BASE AND LEGS	Standard in Ash Walnut						add <b>923</b>											Trillium filled cushions Self-Welt
																		GSA SIN 33721
																		✓ SCS Certified Indoor Advantage
																		See <a href="#">Materials &amp; Finishes</a> on page 10



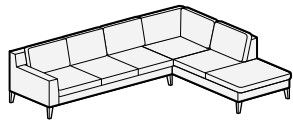
6300-130M

## Sectional - L Shape, End Bumper LAF



6300-140

Single Upholstery	yds	sqft
	<b>33.5</b>	<b>603</b>
-----		
Footprint	<b>131.5" x 101"</b>	
Outer Width	<b>131.5"</b>	
Outer Depth	<b>39"</b>	
Outer Height	<b>34"</b>	
Seat Height	<b>17"</b>	
Seat Depth	<b>23"</b>	
Arm Height	<b>22"</b>	

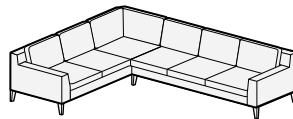


6300-140M

COM	COL	MB LEATHER		GRADE-IN FABRICS								
		A	B	1	2	3	4	5	6	7	8	9
<b>13379</b>	<b>14717</b>	<b>23027</b>	<b>25439</b>	<b>15523</b>	<b>16193</b>	<b>16863</b>	<b>17533</b>	<b>18203</b>	<b>18873</b>	<b>19543</b>	<b>20213</b>	<b>20883</b>

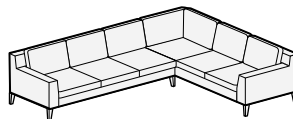
WOOD BASE AND LEGS	Standard in Ash Walnut	add <b>923</b>	Trillium filled cushions Self-Welt
			GSA SIN 33721
			✓ SCS Certified Indoor Advantage
			See <a href="#">Materials &amp; Finishes</a> on page 10

## Sectional - L Shape, Asymmetrical, 2 Cushions LAF plus Corner



6300-150

Single Upholstery	yds	sqft
	<b>39.75</b>	<b>716</b>
-----		
Footprint	<b>131.5" x 102.5"</b>	
Outer Width	<b>131.5"</b>	
Outer Depth	<b>39"</b>	
Outer Height	<b>34"</b>	
Seat Height	<b>17"</b>	
Seat Depth	<b>23"</b>	
Arm Height	<b>22"</b>	



6300-150M

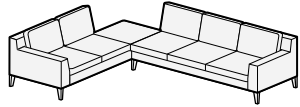
COM	COL	MB LEATHER		GRADE-IN FABRICS								
		A	B	1	2	3	4	5	6	7	8	9
<b>15166</b>	<b>16683</b>	<b>26614</b>	<b>29476</b>	<b>17710</b>	<b>18505</b>	<b>19300</b>	<b>20095</b>	<b>20890</b>	<b>21685</b>	<b>22480</b>	<b>23275</b>	<b>24070</b>

WOOD BASE AND LEGS	Standard in Ash Walnut	add <b>923</b>	Trillium filled cushions Self-Welt
			GSA SIN 33721
			✓ SCS Certified Indoor Advantage
			See <a href="#">Materials &amp; Finishes</a> on page 10

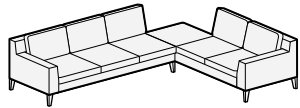
# AMESTOY

Martin  
/ Bratrud

## Sectional - L Shape, 2 Cushions LAF plus Corner Bumper



6300-160



6300-160M

Single Upholstery	yds	sqft
	<b>35</b>	<b>630</b>
.....		
Footprint	<b>131.5" x 102.5"</b>	
Outer Width	<b>131.5"</b>	
Outer Depth	<b>39"</b>	
Outer Height	<b>34"</b>	
Seat Height	<b>17"</b>	
Seat Depth	<b>23"</b>	
Arm Height	<b>22"</b>	

		MB LEATHER		GRADE-IN FABRICS								
COM	COL	A	B	1	2	3	4	5	6	7	8	9
<b>14959</b>	<b>16455</b>	<b>25039</b>	<b>27559</b>	<b>17199</b>	<b>17899</b>	<b>18599</b>	<b>19299</b>	<b>19999</b>	<b>20699</b>	<b>21399</b>	<b>22099</b>	<b>22799</b>

WOOD BASE  
AND LEGS

Standard in Ash  
Walnut

add **923**

Trillium filled cushions  
Self-Welt

GSA SIN 33721

✓ SCS Certified Indoor Advantage

See [Materials & Finishes](#) on page 10

# AMESTOY

Martin  
/ Brattrud



6300-010

## Chair, Arms

Single Upholstery	yds	sqft
	<b>10</b>	<b>180</b>
-----		
Outer Width		<b>38"</b>
Outer Depth		<b>39"</b>
Outer Height		<b>34"</b>
Seat Height		<b>17"</b>
Seat Depth		<b>23"</b>
Arm Height		<b>22"</b>

COM	COL	MB LEATHER		GRADE-IN FABRICS								
		A	B	1	2	3	4	5	6	7	8	9
<b>3552</b>	<b>3907</b>	<b>6432</b>	<b>7152</b>	<b>4192</b>	<b>4392</b>	<b>4592</b>	<b>4792</b>	<b>4992</b>	<b>5192</b>	<b>5392</b>	<b>5592</b>	<b>5792</b>

WOOD BASE AND LEGS	Standard in Ash Walnut							add <b>370</b>				Trillium filled cushions Self-Welt
--------------------	---------------------------	--	--	--	--	--	--	----------------	--	--	--	---------------------------------------

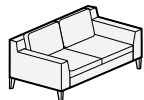
GSA SIN 33721

✓ SCS Certified Indoor Advantage

See [Materials & Finishes](#) on page 10

# AMESTOY

Martin / Bratrud



6300-020

## Sofa, 2 Cushions, 2 Arms

Single Upholstery	yds	sqft
	15.5	279
-----		
Outer Width		69"
Outer Depth		39"
Outer Height		34"
Seat Height		17"
Seat Depth		23"
Arm Height		22"

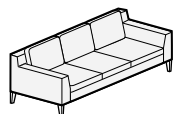
COM	COL	MB LEATHER		GRADE-IN FABRICS								
		A	B	1	2	3	4	5	6	7	8	9
6286	6915	10750	11866	7278	7588	7898	8208	8518	8828	9138	9448	9758

WOOD BASE AND LEGS	Standard in Ash Walnut												add 555	Trillium filled cushions Self-Welt
--------------------	------------------------	--	--	--	--	--	--	--	--	--	--	--	---------	------------------------------------

GSA SIN 33721

✓ SCS Certified Indoor Advantage

See [Materials & Finishes](#) on page 10



6300-030

## Sofa, 3 Cushions, 2 Arms

Single Upholstery	yds	sqft
	20.25	365
-----		
Outer Width		98"
Outer Depth		39"
Outer Height		34"
Seat Height		17"
Seat Depth		23"
Arm Height		22"

COM	COL	MB LEATHER		GRADE-IN FABRICS								
		A	B	1	2	3	4	5	6	7	8	9
7888	8677	13720	15178	9184	9589	9994	10399	10804	11209	11614	12019	12424

WOOD BASE AND LEGS	Standard in Ash Walnut												add 555	Trillium filled cushions Self-Welt
--------------------	------------------------	--	--	--	--	--	--	--	--	--	--	--	---------	------------------------------------

GSA SIN 33721


✓ SCS Certified Indoor Advantage

See [Materials & Finishes](#) on page 10


# AMESTOY

Martin  
/ Brattrud

## Sofa, 1 Arm, End Bumper RAF



6300-040



6300-040M

Single Upholstery	yds	sqft
	<b>16.5</b>	<b>297</b>
-----		
Outer Width		<b>96.5"</b>
Outer Depth		<b>39"</b>
Outer Height		<b>34"</b>
Seat Height		<b>17"</b>
Seat Depth		<b>23"</b>
Arm Height		<b>22"</b>

COM	COL	MB LEATHER		GRADE-IN FABRICS								
		A	B	1	2	3	4	5	6	7	8	9
<b>7384</b>	<b>8122</b>	<b>12136</b>	<b>13324</b>	<b>8440</b>	<b>8770</b>	<b>9100</b>	<b>9430</b>	<b>9760</b>	<b>10090</b>	<b>10420</b>	<b>10750</b>	<b>11080</b>

WOOD BASE  
AND LEGS

Standard in Ash  
Walnut

add **555**

Trillium filled cushions  
Self-Welt

GSA SIN 33721

✓ SCS Certified Indoor Advantage

See [Materials & Finishes](#) on page 10



## Notes

---

### Wood Banding and Legs

Standard: Solid Ash

Premium: Solid Walnut

[View Ash Wood Standard Finishes](#)

[View Walnut Wood Standard Finishes](#)

Custom Wood Finish produced upon receipt of a customer's approved sample match and fee of \$200 Net for each unique finish per order.

(Specify Martin Brattrud finish)

### Cushions

Self-Welted

Standard Fill: Backs in Trillium, Seats in Trillium with Foam Insert

## Materials & Finishes

### Wood

#### ASH



ASH1  
Shoji



ASH2  
Cinder



ASH3  
Storm



ASH8  
Natural



ASH9  
Coal



ASH10  
Driftwood



ASH11  
Burro



ASH12  
Char



ASH13  
Dune



ASH14  
Coral



ASH15  
Agave



ASH16  
Deep Sea



ASH17  
Vandenberg

#### WALNUT



WAL1  
Natural



WAL2  
Deep

## Notes

SEE FINISHES ONLINE

**WOOD:** <https://martinbrattrud.com/Wood>

**METAL & PAINT:** <https://martinbrattrud.com/Metal>

**CORIAN®:** <https://martinbrattrud.com/Corian®>

**STONE:** <https://martinbrattrud.com/Stone>