

Pricelist

Effective 01/17/2022

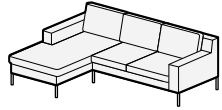
DESIGNED BY MARTIN BRATTRUD STUDIO

With a spare structure and compact scale, the Anza sectional is ideal for social settings in the space-conscious office. Slim metal legs hold the seat aloft and maintain visual lightness. The canted back articulates a thorough attention to complete seated comfort.



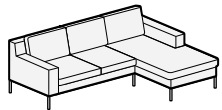
| | |
|----------------------|----|
| SECTIONAL - L SHAPE | 2 |
| CHAIRS | 6 |
| SOFAS | 7 |
| MATERIALS & FINISHES | 10 |

Sectional - L Shape, Chaise LAF



6200-100

| | | |
|-------------------|-------------------|------------|
| Single Upholstery | yds | sqft |
| | 25.75 | 464 |
| ----- | | |
| Footprint | 100" x 70" | |
| Outer Width | 100" | |
| Outer Depth | 39.5" | |
| Outer Height | 33" | |
| Seat Height | 17" | |
| Seat Depth | 23" | |
| Arm Height | 22" | |

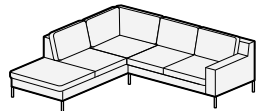


6200-100M

| COM | COL | MB LEATHER | | GRADE-IN FABRICS | | | | | | | | |
|-------------|--------------|--------------|--------------|------------------|--------------|--------------|--------------|--------------|--------------|--------------|--------------|--------------|
| | | A | B | 1 | 2 | 3 | 4 | 5 | 6 | 7 | 8 | 9 |
| 9135 | 10049 | 16551 | 18405 | 10783 | 11298 | 11813 | 12328 | 12843 | 13358 | 13873 | 14388 | 14903 |

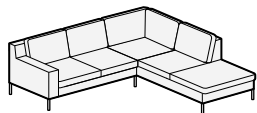
| | | | | | | | | | | | | |
|------------------------|-------------------------|--|--|--|--|-----|------------|--|--|--|--|---|
| EXPOSED METAL | Standard in Powder Coat | | | | | | | | | | | Trillium filled cushions |
| LEGS AND CORNER BRACES | Stainless Steel | | | | | add | 360 | | | | | Self-Welt |
| | Hand Rubbed Steel | | | | | add | 560 | | | | | ✓ SCS Certified Indoor Advantage Gold |
| | | | | | | | | | | | | See Materials & Finishes on page 10 |

Sectional - L Shape, End Bumper LAF



6200-110

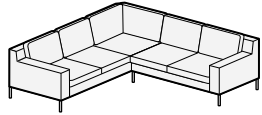
| | | |
|-------------------|-------------------|------------|
| Single Upholstery | yds | sqft |
| | 28.5 | 513 |
| ----- | | |
| Footprint | 70" x 100" | |
| Outer Width | 100" | |
| Outer Depth | 39.5" | |
| Outer Height | 33" | |
| Seat Height | 17" | |
| Seat Depth | 23" | |
| Arm Height | 22" | |



6200-110M

| COM | COL | MB LEATHER | | GRADE-IN FABRICS | | | | | | | | |
|--------------|--------------|--------------|--------------|------------------|--------------|--------------|--------------|--------------|--------------|--------------|--------------|--------------|
| | | A | B | 1 | 2 | 3 | 4 | 5 | 6 | 7 | 8 | 9 |
| 10167 | 11184 | 18375 | 20427 | 11991 | 12561 | 13131 | 13701 | 14271 | 14841 | 15411 | 15981 | 16551 |

| | | | | | | | | | | | | |
|------------------------|-------------------------|--|--|--|--|-----|------------|--|--|--|--|---|
| EXPOSED METAL | Standard in Powder Coat | | | | | | | | | | | Trillium filled cushions |
| LEGS AND CORNER BRACES | Stainless Steel | | | | | add | 360 | | | | | Self-Welt |
| | Hand Rubbed Steel | | | | | add | 560 | | | | | ✓ SCS Certified Indoor Advantage Gold |
| | | | | | | | | | | | | See Materials & Finishes on page 10 |



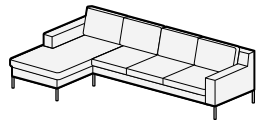
6200-120

Sectional - L Shape, 2 Cushions LAF plus Corner, 2 Cushions RAF

| | | |
|-------------------|--------------------|------------|
| Single Upholstery | yds | sqft |
| | 35 | 630 |
| ----- | | |
| Footprint | 100" x 100" | |
| Outer Width | 100" | |
| Outer Depth | 39.5" | |
| Outer Height | 33" | |
| Seat Height | 17" | |
| Seat Depth | 23" | |
| Arm Height | 22" | |

| COM | COL | MB LEATHER | | GRADE-IN FABRICS | | | | | | | | |
|--------------|--------------|--------------|--------------|------------------|--------------|--------------|--------------|--------------|--------------|--------------|--------------|--------------|
| | | A | B | 1 | 2 | 3 | 4 | 5 | 6 | 7 | 8 | 9 |
| 11740 | 12914 | 21820 | 24340 | 13980 | 14680 | 15380 | 16080 | 16780 | 17480 | 18180 | 18880 | 19580 |

| | | | |
|--------------------------------------|---|----------------------------------|--|
| EXPOSED METAL LEGS AND CORNER BRACES | Standard in Powder Coat Stainless Steel Hand Rubbed Steel | add 360 add 560 | Trillium filled cushions Self-Welt ✓ SCS Certified Indoor Advantage Gold |
| | | | See Materials & Finishes on page 10 |



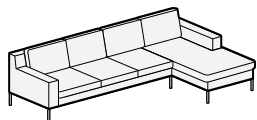
6200-130

Sectional - L Shape, Chaise LAF

| | | |
|-------------------|-------------------|------------|
| Single Upholstery | yds | sqft |
| | 30.5 | 549 |
| ----- | | |
| Footprint | 129" x 70" | |
| Outer Width | 129" | |
| Outer Depth | 39.5" | |
| Outer Height | 33" | |
| Seat Height | 17" | |
| Seat Depth | 23" | |
| Arm Height | 22" | |

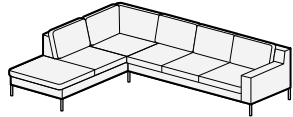
| COM | COL | MB LEATHER | | GRADE-IN FABRICS | | | | | | | | |
|--------------|--------------|--------------|--------------|------------------|--------------|--------------|--------------|--------------|--------------|--------------|--------------|--------------|
| | | A | B | 1 | 2 | 3 | 4 | 5 | 6 | 7 | 8 | 9 |
| 10751 | 11826 | 19535 | 21731 | 12703 | 13313 | 13923 | 14533 | 15143 | 15753 | 16363 | 16973 | 17583 |

| | | | |
|--------------------------------------|---|----------------------------------|--|
| EXPOSED METAL LEGS AND CORNER BRACES | Standard in Powder Coat Stainless Steel Hand Rubbed Steel | add 360 add 560 | Trillium filled cushions Self-Welt ✓ SCS Certified Indoor Advantage Gold |
| | | | See Materials & Finishes on page 10 |



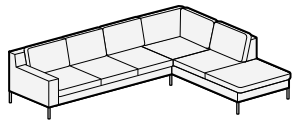
6200-130M

Sectional - L Shape, End Bumper LAF



6200-140

| | | |
|-------------------|-------------------|------------|
| Single Upholstery | yds | sqft |
| | 33.5 | 603 |
| | | |
| Footprint | 132" x 98" | |
| Outer Width | 132" | |
| Outer Depth | 39.5" | |
| Outer Height | 33" | |
| Seat Height | 17" | |
| Seat Depth | 23" | |
| Arm Height | 22" | |



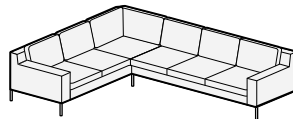
6200-140M

| COM | COL | MB LEATHER | | GRADE-IN FABRICS | | | | | | | | |
|--------------|--------------|--------------|--------------|------------------|--------------|--------------|--------------|--------------|--------------|--------------|--------------|--------------|
| | | A | B | 1 | 2 | 3 | 4 | 5 | 6 | 7 | 8 | 9 |
| 11783 | 12961 | 21431 | 23843 | 13927 | 14597 | 15267 | 15937 | 16607 | 17277 | 17947 | 18617 | 19287 |

| | | | |
|--------------------------------------|---|----------------------------------|--|
| EXPOSED METAL LEGS AND CORNER BRACES | Standard in Powder Coat Stainless Steel Hand Rubbed Steel | add 360 add 560 | Trillium filled cushions Self-Welt ✓ SCS Certified Indoor Advantage Gold |
|--------------------------------------|---|----------------------------------|--|

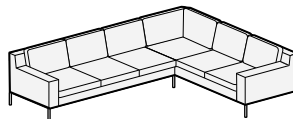
See [Materials & Finishes](#) on page 10

Sectional - L Shape, 2 Cushions LAF plus Corner, 3 Cushions RAF



6200-150

| | | |
|-------------------|--------------------|------------|
| Single Upholstery | yds | sqft |
| | 39.75 | 716 |
| | | |
| Footprint | 129" x 100" | |
| Outer Width | 129" | |
| Outer Depth | 39.5" | |
| Outer Height | 33" | |
| Seat Height | 17" | |
| Seat Depth | 23" | |
| Arm Height | 22" | |



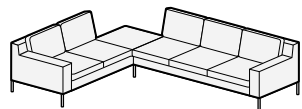
6200-150M

| COM | COL | MB LEATHER | | GRADE-IN FABRICS | | | | | | | | |
|--------------|--------------|--------------|--------------|------------------|--------------|--------------|--------------|--------------|--------------|--------------|--------------|--------------|
| | | A | B | 1 | 2 | 3 | 4 | 5 | 6 | 7 | 8 | 9 |
| 13355 | 14691 | 24803 | 27665 | 15899 | 16694 | 17489 | 18284 | 19079 | 19874 | 20669 | 21464 | 22259 |

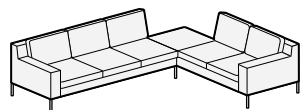
| | | | |
|--------------------------------------|---|----------------------------------|--|
| EXPOSED METAL LEGS AND CORNER BRACES | Standard in Powder Coat Stainless Steel Hand Rubbed Steel | add 360 add 560 | Trillium filled cushions Self-Welt ✓ SCS Certified Indoor Advantage Gold |
|--------------------------------------|---|----------------------------------|--|

See [Materials & Finishes](#) on page 10

Sectional - L Shape, 2 Cushions LAF plus Corner Bumper, 3 Cushions RAF



6200-160

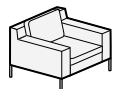


6200-160M

| | | |
|-------------------|--------------------|------------|
| Single Upholstery | yds | sqft |
| | 35 | 630 |
| | | |
| Footprint | 129" x 100" | |
| Outer Width | 129" | |
| Outer Depth | 39.5" | |
| Outer Height | 33" | |
| Seat Height | 17" | |
| Seat Depth | 23" | |
| Arm Height | 22" | |

| | | MB LEATHER | | GRADE-IN FABRICS | | | | | | | | |
|--------------|--------------|--------------|--------------|------------------|--------------|--------------|--------------|--------------|--------------|--------------|--------------|--------------|
| COM | COL | A | B | 1 | 2 | 3 | 4 | 5 | 6 | 7 | 8 | 9 |
| 13175 | 14493 | 23255 | 25775 | 15415 | 16115 | 16815 | 17515 | 18215 | 18915 | 19615 | 20315 | 21015 |

| | | | | | | | | | | | | | |
|------------------------|-------------------------|--|--|--|--|--|-----|------------|--|--|--|--|---|
| EXPOSED METAL | Standard in Powder Coat | | | | | | | | | | | | Trillium filled cushions |
| LEGS AND CORNER BRACES | Stainless Steel | | | | | | add | 360 | | | | | Self-Welt |
| | Hand Rubbed Steel | | | | | | add | 560 | | | | | ✓ SCS Certified Indoor Advantage Gold |
| | | | | | | | | | | | | | See Materials & Finishes on page 10 |




6200-010

Chair, Arms

| | | |
|-------------------|-----------|--------------|
| Single Upholstery | yds | sqft |
| | 10 | 180 |
| ----- | | |
| Outer Width | | 38" |
| Outer Depth | | 39.5" |
| Outer Height | | 33" |
| Seat Height | | 17" |
| Seat Depth | | 23" |
| Arm Height | | 22" |

| COM | COL | MB LEATHER | | GRADE-IN FABRICS | | | | | | | | |
|-------------|-------------|-------------|-------------|------------------|-------------|-------------|-------------|-------------|-------------|-------------|-------------|-------------|
| | | A | B | 1 | 2 | 3 | 4 | 5 | 6 | 7 | 8 | 9 |
| 3027 | 3330 | 5907 | 6627 | 3667 | 3867 | 4067 | 4267 | 4467 | 4667 | 4867 | 5067 | 5267 |

| | | | | | | | | | | | | | |
|------------------------|-------------------------|--|--|--|--|--|-----|------------|--|--|--|--|---|
| EXPOSED METAL | Standard in Powder Coat | | | | | | | | | | | | Trillium filled cushions |
| LEGS AND CORNER BRACES | Stainless Steel | | | | | | add | 180 | | | | | Self-Welt |
| | Hand Rubbed Steel | | | | | | add | 280 | | | | | ✓ SCS Certified Indoor Advantage Gold |
| | | | | | | | | | | | | | See Materials & Finishes on page 10 |



6200-020

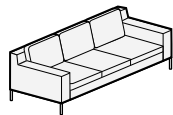
Sofa, 2 Cushions, 2 Arms

| | | |
|-------------------|-------------|--------------|
| Single Upholstery | yds | sqft |
| | 15.5 | 279 |
| ----- | | |
| Outer Width | | 69" |
| Outer Depth | | 39.5" |
| Outer Height | | 33" |
| Seat Height | | 17" |
| Seat Depth | | 23" |
| Arm Height | | 22" |

| COM | COL | MB LEATHER | | GRADE-IN FABRICS | | | | | | | | |
|-------------|-------------|--------------|--------------|------------------|-------------|-------------|-------------|-------------|-------------|-------------|-------------|-------------|
| | | A | B | 1 | 2 | 3 | 4 | 5 | 6 | 7 | 8 | 9 |
| 5536 | 6090 | 10000 | 11116 | 6528 | 6838 | 7148 | 7458 | 7768 | 8078 | 8388 | 8698 | 9008 |

| | | | | | | | | | | | | | |
|------------------------|-------------------------|--|--|--|--|--|-----|------------|--|--|--|--|---------------------------------------|
| EXPOSED METAL | Standard in Powder Coat | | | | | | | | | | | | Trillium filled cushions |
| LEGS AND CORNER BRACES | Stainless Steel | | | | | | add | 180 | | | | | Self-Welt |
| | Hand Rubbed Steel | | | | | | add | 280 | | | | | ✓ SCS Certified Indoor Advantage Gold |

See [Materials & Finishes](#) on page 10



6200-030

Sofa, 3 Cushions, 2 Arms

| | | |
|-------------------|--------------|--------------|
| Single Upholstery | yds | sqft |
| | 20.25 | 365 |
| ----- | | |
| Outer Width | | 98" |
| Outer Depth | | 39.5" |
| Outer Height | | 33" |
| Seat Height | | 17" |
| Seat Depth | | 23" |
| Arm Height | | 22" |

| COM | COL | MB LEATHER | | GRADE-IN FABRICS | | | | | | | | |
|-------------|-------------|--------------|--------------|------------------|-------------|-------------|-------------|-------------|--------------|--------------|--------------|--------------|
| | | A | B | 1 | 2 | 3 | 4 | 5 | 6 | 7 | 8 | 9 |
| 6946 | 7641 | 12778 | 14236 | 8242 | 8647 | 9052 | 9457 | 9862 | 10267 | 10672 | 11077 | 11482 |

| | | | | | | | | | | | | | |
|------------------------|-------------------------|--|--|--|--|--|-----|------------|--|--|--|--|---------------------------------------|
| EXPOSED METAL | Standard in Powder Coat | | | | | | | | | | | | Trillium filled cushions |
| LEGS AND CORNER BRACES | Stainless Steel | | | | | | add | 180 | | | | | Self-Welt |
| | Hand Rubbed Steel | | | | | | add | 280 | | | | | ✓ SCS Certified Indoor Advantage Gold |

See [Materials & Finishes](#) on page 10

Notes

Exposed Metal Legs and Corner Braces

Standard Finish: Powder Coat (Specify Martin Brattrud Color)

[View Powder Coat - Metallics](#)

[View Powder Coat - Neutrals](#)

[View Powder Coat - Color](#)

Custom Powder Coat Finish produced upon receipt of a customer supplied RAL# and fee of \$285 Net, with a minimum order of 10.

Cushions

SelfWetted

Standard Fill: Backs in Trillium, Seats in Trillium with Foam Insert

4 Week Lead Time with Maharam Mode and Merit, Grade 2 Textiles

Specify 1 of 5 colors each from Mode 466337 or Merit 466444.

Mode Colors: -002 Intaglio; -005 Talus; -009 Clavicle; -018 Oriole;

-0035 Jetty

Merit Colors: -001 Trickle; -003 Gunmetal; -023 Kookabuirra;

-038 Goji; -043 Overcast

Materials & Finishes

Metal

POWDER COAT - COLOR




POWDER COAT - NEUTRALS



POWDER COAT - METALLICS



STAINLESS STEEL



HAND RUBBED STEEL



Notes

SEE FINISHES ONLINE

WOOD: <https://martinbrattrud.com/Wood>

METAL & PAINT: <https://martinbrattrud.com/Metal>

CORIAN®: <https://martinbrattrud.com/Corian®>

STONE: <https://martinbrattrud.com/Stone>