

Pricelist

Effective 01/11/2024

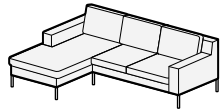
DESIGNED BY MARTIN BRATTRUD STUDIO

With a spare structure and compact scale, the Anza sectional is ideal for social settings in the space-conscious office. Slim metal legs hold the seat aloft and maintain visual lightness. The canted back articulates a thorough attention to complete seated comfort.

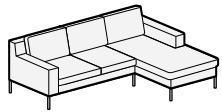


SECTIONAL - L SHAPE	2
CHAIRS	6
SOFAS	7
MATERIALS & FINISHES	10

Sectional - L Shape, Chaise LAF



6200-100



6200-100M

Single Upholstery	yds	sqft
	25.75	464

Footprint	98" x 72"	
Outer Width	98"	
Outer Depth	39"	
Outer Height	33"	
Seat Height	17"	
Seat Depth	23"	
Arm Height	22"	

COM	COL	MB LEATHER		GRADE-IN FABRICS								
		A	B	1	2	3	4	5	6	7	8	9
9976	10974	17392	19246	11624	12139	12654	13169	13684	14199	14714	15229	15744

EXPOSED METAL Standard in Powder Coat

LEGS AND CORNER BRACES Stainless Steel add **375**

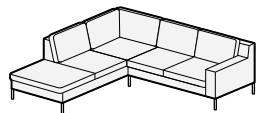
Trillium filled cushions
Self-Welt

GSA SIN 71116

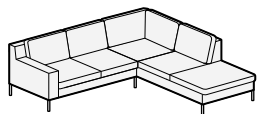
✓ SCS Certified Indoor Advantage Gold

See [Materials & Finishes](#) on page 10

Sectional - L Shape, End Bumper LAF



6200-110



6200-110M

Single Upholstery	yds	sqft
	28.5	513

Footprint	101" x 102.5"	
Outer Width	102.5"	
Outer Depth	39"	
Outer Height	33"	
Seat Height	17"	
Seat Depth	23"	
Arm Height	22"	

COM	COL	MB LEATHER		GRADE-IN FABRICS								
		A	B	1	2	3	4	5	6	7	8	9
11104	12214	19312	21364	12928	13498	14068	14638	15208	15778	16348	16918	17488

EXPOSED METAL Standard in Powder Coat

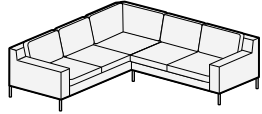
LEGS AND CORNER BRACES Stainless Steel add **375**

Trillium filled cushions
Self-Welt

GSA SIN 71116

✓ SCS Certified Indoor Advantage Gold

See [Materials & Finishes](#) on page 10



6200-120

Sectional - L Shape, 2 Cushions LAF plus Corner, 2 Cushions RAF

Single Upholstery	yds	sqft
	35	630

Footprint	102.5" x 102.5"	
Outer Width	102.5"	
Outer Depth	39"	
Outer Height	33"	
Seat Height	17"	
Seat Depth	23"	
Arm Height	22"	

		MB LEATHER		GRADE-IN FABRICS								
COM	COL	A	B	1	2	3	4	5	6	7	8	9
12821	14103	22901	25421	15061	15761	16461	17161	17861	18561	19261	19961	20661

EXPOSED METAL Standard in Powder Coat

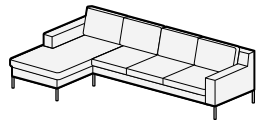
LEGS AND CORNER BRACES Stainless Steel add **375**

Trillium filled cushions
Self-Welt

GSA SIN 71116

✓ SCS Certified Indoor Advantage Gold

See [Materials & Finishes](#) on page 10



6200-130

Sectional - L Shape, Chaise LAF

Single Upholstery	yds	sqft
	30.5	549

Footprint	127" x 72"	
Outer Width	127"	
Outer Depth	39"	
Outer Height	33"	
Seat Height	17"	
Seat Depth	23"	
Arm Height	22"	

		MB LEATHER		GRADE-IN FABRICS								
COM	COL	A	B	1	2	3	4	5	6	7	8	9
11741	12915	20525	22721	13693	14303	14913	15523	16133	16743	17353	17963	18573

EXPOSED METAL Standard in Powder Coat

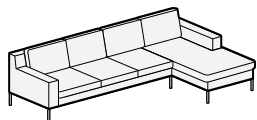
LEGS AND CORNER BRACES Stainless Steel add **375**

Trillium filled cushions
Self-Welt

GSA SIN 71116

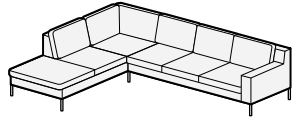
✓ SCS Certified Indoor Advantage Gold

See [Materials & Finishes](#) on page 10



6200-130M

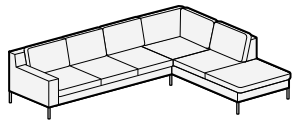
Sectional - L Shape, End Bumper LAF



6200-140

Single Upholstery	yds	sqft
	33.5	603

Footprint	131.5" x 101"	
Outer Width	131.5"	
Outer Depth	39"	
Outer Height	33"	
Seat Height	17"	
Seat Depth	23"	
Arm Height	22"	

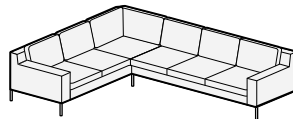


6200-140M

COM	COL	MB LEATHER		GRADE-IN FABRICS								
		A	B	1	2	3	4	5	6	7	8	9
12868	14155	22516	24928	15012	15682	16352	17022	17692	18362	19032	19702	20372

EXPOSED METAL	Standard in Powder Coat	Trillium filled cushions
LEGS AND CORNER BRACES	Stainless Steel	Self-Welt
	add 375	GSA SIN 71116
		✓ SCS Certified Indoor Advantage Gold
		See Materials & Finishes on page 10

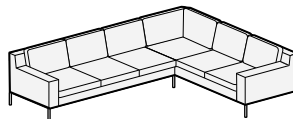
Sectional - L Shape, 2 Cushions LAF plus Corner, 3 Cushions RAF



6200-150

Single Upholstery	yds	sqft
	39.75	716

Footprint	131.5" x 102.5"	
Outer Width	131.5"	
Outer Depth	39"	
Outer Height	33"	
Seat Height	17"	
Seat Depth	23"	
Arm Height	22"	



6200-150M

COM	COL	MB LEATHER		GRADE-IN FABRICS								
		A	B	1	2	3	4	5	6	7	8	9
14584	16042	26032	28894	17128	17923	18718	19513	20308	21103	21898	22693	23488

EXPOSED METAL	Standard in Powder Coat	Trillium filled cushions
LEGS AND CORNER BRACES	Stainless Steel	Self-Welt
	add 375	GSA SIN 71116
		✓ SCS Certified Indoor Advantage Gold
		See Materials & Finishes on page 10



6200-010

Chair, Arms

Single Upholstery	yds	sqft
	10	180

Outer Width		38"
Outer Depth		39"
Outer Height		33"
Seat Height		17"
Seat Depth		23"
Arm Height		22"

COM		COL		MB LEATHER		GRADE-IN FABRICS								
		A	B	1	2	3	4	5	6	7	8	9		
3307	3638	6187	6907	3947	4147	4347	4547	4747	4947	5147	5347	5547		

EXPOSED METAL	Standard in Powder Coat	Trillium filled cushions
LEGS AND CORNER BRACES	Stainless Steel	Self-Welt
	add 188	GSA SIN 7116
		✓ SCS Certified Indoor Advantage Gold
		See Materials & Finishes on page 10



6200-020

Sofa, 2 Cushions, 2 Arms

Single Upholstery	yds	sqft
	15.5	279

Outer Width		69"
Outer Depth		39"
Outer Height		33"
Seat Height		17"
Seat Depth		23"
Arm Height		22"

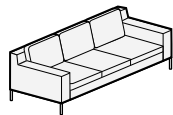
COM	COL	MB LEATHER		GRADE-IN FABRICS								
		A	B	1	2	3	4	5	6	7	8	9
6046	6651	10510	11626	7038	7348	7658	7968	8278	8588	8898	9208	9518

EXPOSED METAL Standard in Powder Coat
 LEGS AND CORNER BRACES Stainless Steel add **188**

Trillium filled cushions
 Self-Welt
 GSA SIN 71116

✓ SCS Certified Indoor Advantage Gold

See [Materials & Finishes](#) on page 10



6200-030

Sofa, 3 Cushions, 2 Arms

Single Upholstery	yds	sqft
	20.25	365

Outer Width		98"
Outer Depth		39"
Outer Height		33"
Seat Height		17"
Seat Depth		23"
Arm Height		22"

COM	COL	MB LEATHER		GRADE-IN FABRICS								
		A	B	1	2	3	4	5	6	7	8	9
7586	8345	13418	14876	8882	9287	9692	10097	10502	10907	11312	11717	12122


EXPOSED METAL Standard in Powder Coat
 LEGS AND CORNER BRACES Stainless Steel add **188**

Trillium filled cushions
 Self-Welt
 GSA SIN 71116

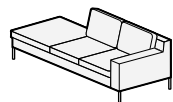
✓ SCS Certified Indoor Advantage Gold

See [Materials & Finishes](#) on page 10

Sofa, 2 Cushions, 1 Arm, Bumper RAF



6200-040



6200-040M

Single Upholstery	yds	sqft
	16.5	297

Outer Width		96.5"
Outer Depth		39"
Outer Height		33"
Seat Height		17"
Seat Depth		23"
Arm Height		22"

COM	COL	MB LEATHER		GRADE-IN FABRICS								
		A	B	1	2	3	4	5	6	7	8	9
7103	7813	11855	13043	8159	8489	8819	9149	9479	9809	10139	10469	10799

EXPOSED METAL	Standard in Powder Coat	Trillium filled cushions
LEGS AND CORNER BRACES	Stainless Steel	Self-Welt
	add 188	GSA SIN 7116
		✓ SCS Certified Indoor Advantage Gold
		See Materials & Finishes on page 10

Notes

Exposed Metal Legs and Corner Braces

Standard Finish: Powder Coat (Specify Martin Bratrud Color)

[View Powder Coat - Metallics](#)

[View Powder Coat - Neutrals](#)

[View Powder Coat - Color](#)

Custom Powder Coat Finish produced upon receipt of a customer supplied RAL# and fee of \$385 Net, with a minimum order of 10.

Cushions

SelfWetted

Standard Fill: Backs in Trillium, Seats in Trillium with Foam Insert

Materials & Finishes

Metal	POWDER COAT - COLOR	CLD Cloud	CMT Cement	MTL Gunmetal	SEA Deep Sea	VBG Vandenberg	DNE Dune
		CRL Coral	AGV Agave	CHR Churro			
	POWDER COAT - NEUTRALS	SRG Sugar Gloss	SGM Sugar Matte	CBG Carbon Gloss	CBN Carbon Matte		
	POWDER COAT - METALLICS	SIL Silver	LD Lead	BRZ Bronze	FLI Flint	MCA Mica	
	STAINLESS STEEL	PSS Polished Stainless Steel	SSS Satin Stainless Steel				

Notes

SEE FINISHES ONLINE

WOOD: <https://martinbrattrud.com/Wood>

METAL & PAINT: <https://martinbrattrud.com/Metal>

CORIAN®: <https://martinbrattrud.com/Corian®>

STONE: <https://martinbrattrud.com/Stone>