

## Pricelist

Effective 01/07/2025

---

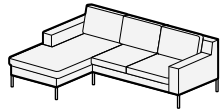
DESIGNED BY MARTIN BRATTRUD STUDIO

With a spare structure and compact scale, the Anza sectional is ideal for social settings in the space-conscious office. Slim metal legs hold the seat aloft and maintain visual lightness. The canted back articulates a thorough attention to complete seated comfort.

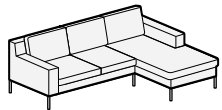


SECTIONAL - L SHAPE	2
CHAIRS	6
SOFAS	7
MATERIALS & FINISHES	10

## Sectional - L Shape, Chaise LAF



6200-100



6200-100M

Single Upholstery	yds	sqft
	<b>25.75</b>	<b>464</b>
.....		
Footprint	<b>98" x 72"</b>	
Outer Width	<b>98"</b>	
Outer Depth	<b>39"</b>	
Outer Height	<b>33"</b>	
Seat Height	<b>17"</b>	
Seat Depth	<b>23"</b>	
Arm Height	<b>22"</b>	

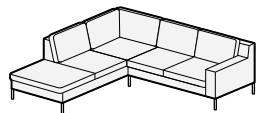
COM	COL	MB LEATHER		GRADE-IN FABRICS								
		A	B	1	2	3	4	5	6	7	8	9
<b>10326</b>	<b>11359</b>	<b>17742</b>	<b>19596</b>	<b>11974</b>	<b>12489</b>	<b>13004</b>	<b>13519</b>	<b>14034</b>	<b>14549</b>	<b>15064</b>	<b>15579</b>	<b>16094</b>

EXPOSED METAL    Standard in Powder Coat    Trillium filled cushions  
 LEGS AND    Stainless Steel    Self-Welt  
 CORNER    add **389**  
 BRACES    GSA SIN 33721

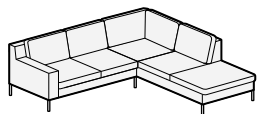
✓ SCS Certified Indoor Advantage Gold

See [Materials & Finishes](#) on page 10

## Sectional - L Shape, End Bumper LAF



6200-110



6200-110M

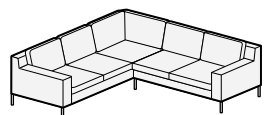
Single Upholstery	yds	sqft
	<b>28.5</b>	<b>513</b>
.....		
Footprint	<b>101" x 102.5"</b>	
Outer Width	<b>102.5"</b>	
Outer Depth	<b>39"</b>	
Outer Height	<b>33"</b>	
Seat Height	<b>17"</b>	
Seat Depth	<b>23"</b>	
Arm Height	<b>22"</b>	

COM	COL	MB LEATHER		GRADE-IN FABRICS								
		A	B	1	2	3	4	5	6	7	8	9
<b>11493</b>	<b>12642</b>	<b>19701</b>	<b>21753</b>	<b>13317</b>	<b>13887</b>	<b>14457</b>	<b>15027</b>	<b>15597</b>	<b>16167</b>	<b>16737</b>	<b>17307</b>	<b>17877</b>

EXPOSED METAL    Standard in Powder Coat    Trillium filled cushions  
 LEGS AND    Stainless Steel    Self-Welt  
 CORNER    add **389**  
 BRACES    GSA SIN 33721

✓ SCS Certified Indoor Advantage Gold

See [Materials & Finishes](#) on page 10



6200-120

### Sectional - L Shape, 2 Cushions LAF plus Corner, 2 Cushions RAF

Single Upholstery	yds	sqft
	<b>35</b>	<b>630</b>
-----		
Footprint	<b>102.5" x 102.5"</b>	
Outer Width	<b>102.5"</b>	
Outer Depth	<b>39"</b>	
Outer Height	<b>33"</b>	
Seat Height	<b>17"</b>	
Seat Depth	<b>23"</b>	
Arm Height	<b>22"</b>	

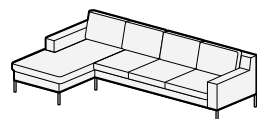
COM	COL	MB LEATHER		GRADE-IN FABRICS								
		A	B	1	2	3	4	5	6	7	8	9
<b>13270</b>	<b>14597</b>	<b>23350</b>	<b>25870</b>	<b>15510</b>	<b>16210</b>	<b>16910</b>	<b>17610</b>	<b>18310</b>	<b>19010</b>	<b>19710</b>	<b>20410</b>	<b>21110</b>

EXPOSED METAL    Standard in Powder Coat  
 LEGS AND CORNER    Stainless Steel  
 BRACES    add **389**

Trillium filled cushions  
 Self-Welt  
 GSA SIN 33721

✓ SCS Certified Indoor Advantage Gold

See [Materials & Finishes](#) on page 10



6200-130

### Sectional - L Shape, Chaise LAF

Single Upholstery	yds	sqft
	<b>30.5</b>	<b>549</b>
-----		
Footprint	<b>127" x 72"</b>	
Outer Width	<b>127"</b>	
Outer Depth	<b>39"</b>	
Outer Height	<b>33"</b>	
Seat Height	<b>17"</b>	
Seat Depth	<b>23"</b>	
Arm Height	<b>22"</b>	

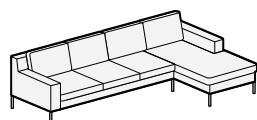
COM	COL	MB LEATHER		GRADE-IN FABRICS								
		A	B	1	2	3	4	5	6	7	8	9
<b>12152</b>	<b>13367</b>	<b>20936</b>	<b>23132</b>	<b>14104</b>	<b>14714</b>	<b>15324</b>	<b>15934</b>	<b>16544</b>	<b>17154</b>	<b>17764</b>	<b>18374</b>	<b>18984</b>

EXPOSED METAL    Standard in Powder Coat  
 LEGS AND CORNER    Stainless Steel  
 BRACES    add **389**

Trillium filled cushions  
 Self-Welt  
 GSA SIN 33721

✓ SCS Certified Indoor Advantage Gold

See [Materials & Finishes](#) on page 10



6200-130M







6200-010

## Chair, Arms

Single Upholstery	yds	sqft
	<b>10</b>	<b>180</b>
-----		
Outer Width		<b>38"</b>
Outer Depth		<b>39"</b>
Outer Height		<b>33"</b>
Seat Height		<b>17"</b>
Seat Depth		<b>23"</b>
Arm Height		<b>22"</b>


COM	COL	MB LEATHER		GRADE-IN FABRICS								
		A	B	1	2	3	4	5	6	7	8	9
<b>3423</b>	<b>3765</b>	<b>6303</b>	<b>7023</b>	<b>4063</b>	<b>4263</b>	<b>4463</b>	<b>4663</b>	<b>4863</b>	<b>5063</b>	<b>5263</b>	<b>5463</b>	<b>5663</b>

EXPOSED METAL    Standard in Powder Coat    Trillium filled cushions  
 LEGS AND    Stainless Steel    Self-Welt  
 CORNER    add **195**  
 BRACES

GSA SIN 33721

✓ SCS Certified Indoor Advantage Gold

See [Materials & Finishes](#) on page 10



6200-020

### Sofa, 2 Cushions, 2 Arms

Single Upholstery	yds	sqft
	<b>15.5</b>	<b>279</b>
-----		
Outer Width		<b>69"</b>
Outer Depth		<b>39"</b>
Outer Height		<b>33"</b>
Seat Height		<b>17"</b>
Seat Depth		<b>23"</b>
Arm Height		<b>22"</b>

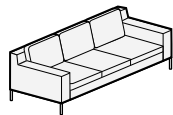
		MB LEATHER		GRADE-IN FABRICS								
COM	COL	A	B	1	2	3	4	5	6	7	8	9
<b>6258</b>	<b>6884</b>	<b>10722</b>	<b>11838</b>	<b>7250</b>	<b>7560</b>	<b>7870</b>	<b>8180</b>	<b>8490</b>	<b>8800</b>	<b>9110</b>	<b>9420</b>	<b>9730</b>

EXPOSED METAL    Standard in Powder Coat  
 LEGS AND CORNER BRACES    Stainless Steel    add **195**

Trillium filled cushions  
 Self-Welt  
 GSA SIN 33721

✓ SCS Certified Indoor Advantage Gold

See [Materials & Finishes](#) on page 10



6200-030

### Sofa, 3 Cushions, 2 Arms

Single Upholstery	yds	sqft
	<b>20.25</b>	<b>365</b>
-----		
Outer Width		<b>98"</b>
Outer Depth		<b>39"</b>
Outer Height		<b>33"</b>
Seat Height		<b>17"</b>
Seat Depth		<b>23"</b>
Arm Height		<b>22"</b>

		MB LEATHER		GRADE-IN FABRICS								
COM	COL	A	B	1	2	3	4	5	6	7	8	9
<b>7852</b>	<b>8637</b>	<b>13684</b>	<b>15142</b>	<b>9148</b>	<b>9553</b>	<b>9958</b>	<b>10363</b>	<b>10768</b>	<b>11173</b>	<b>11578</b>	<b>11983</b>	<b>12388</b>


EXPOSED METAL    Standard in Powder Coat  
 LEGS AND CORNER BRACES    Stainless Steel    add **195**

Trillium filled cushions  
 Self-Welt  
 GSA SIN 33721

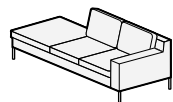
✓ SCS Certified Indoor Advantage Gold

See [Materials & Finishes](#) on page 10

## Sofa, 2 Cushions, 1 Arm, Bumper RAF



6200-040



6200-040M

Single Upholstery	yds	sqft
	<b>16.5</b>	<b>297</b>
-----		
Outer Width		<b>96.5"</b>
Outer Depth		<b>39"</b>
Outer Height		<b>33"</b>
Seat Height		<b>17"</b>
Seat Depth		<b>23"</b>
Arm Height		<b>22"</b>

COM	COL	MB LEATHER		GRADE-IN FABRICS								
		A	B	1	2	3	4	5	6	7	8	9
<b>7352</b>	<b>8087</b>	<b>12104</b>	<b>13292</b>	<b>8408</b>	<b>8738</b>	<b>9068</b>	<b>9398</b>	<b>9728</b>	<b>10058</b>	<b>10388</b>	<b>10718</b>	<b>11048</b>

EXPOSED METAL	Standard in Powder Coat	Trillium filled cushions
LEGS AND CORNER BRACES	Stainless Steel	Self-Welt
	add <b>195</b>	GSA SIN 33721
		✓ SCS Certified Indoor Advantage Gold
		See <a href="#">Materials &amp; Finishes</a> on page 10



## Notes

---

### Exposed Metal Legs and Corner Braces

Standard Finish: Powder Coat (Specify Martin Brattrud Color)

[View Powder Coat - Metallics](#)

[View Powder Coat - Neutrals](#)

[View Powder Coat - Color](#)

Custom Powder Coat Finish produced upon receipt of a customer supplied RAL# and fee of \$385 Net, with a minimum order of 10.

### Cushions

SelfWetted

Standard Fill: Backs in Trillium, Seats in Trillium with Foam Insert

## Materials & Finishes

Metal	POWDER COAT - COLOR	CLD Cloud	CMT Cement	MTL Gunmetal	SEA Deep Sea	VBG Vandenberg	DNE Dune
		CRL Coral	AGV Agave	CHR Churro			
	POWDER COAT - NEUTRALS	SRG Sugar Gloss	SGM Sugar Matte	CBG Carbon Gloss	CBN Carbon Matte		
	POWDER COAT - METALLICS	SIL Silver	LD Lead	BRZ Bronze	FLI Flint	MCA Mica	
	STAINLESS STEEL	PSS Polished Stainless Steel	SSS Satin Stainless Steel				

## Notes

SEE FINISHES ONLINE

**WOOD:** <https://martinbrattrud.com/Wood>

**METAL & PAINT:** <https://martinbrattrud.com/Metal>

**CORIAN®:** <https://martinbrattrud.com/Corian®>

**STONE:** <https://martinbrattrud.com/Stone>