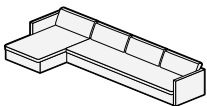
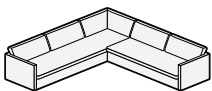
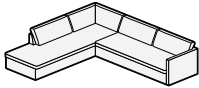
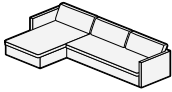


Martin Bratrud Inc.

Style	COM	COL	MB Leather Grade			Fabric Grades			MB Masquerade									Fabric Yardage	Sq. Ft. Leather	Dimensions	
			A	B	C	1	2	3	4	5	6	7	8	9							
Banneker	Sectional - L Shape	7660	8426	14658	15648	16660	9210	9710	10210	10710	11210	11710	12210	12710	13210	25	450	OW	94.5		
6400-100	Chaise LAF																				
For Mirrored Configuration specify 6400-100M																					
Footprint 94.5" x 94.5"																					
Recessed Black Dowel Legs																					
Cushion Fill																					
• Standard: Backs in Trillium, Seats in Trillium with Foam Insert																					
Pillow Option																					
For each 20" Trillium Filled, Knife Edge Pilliow, add .75 yds ea and \$125																					
Banneker	Sectional - L Shape	10097	11107	18774	20002	21257	12019	12639	13259	13879	14499	15119	15739	16359	16979	31	558	OW	128.5		
6400-110	End Bumper LAF																				
For Mirrored Configuration specify 6400-110M																					
Footprint 128.5" x 113"																					
Recessed Black Dowel Legs																					
Cushion Fill																					
• Standard: Backs in Trillium, Seats in Trillium with Foam Insert																					
Pillow Option																					
For each 20" Trillium Filled, Knife Edge Pilliow, add .75 yds ea and \$125																					
Banneker	Sectional - L Shape	11524	12676	22440	23985	25564	13942	14722	15502	16282	17062	17842	18622	19402	20182	39	702	OW	128.5		
6400-120	2 Cushions LAF plus Corner 2 Cushions RAF																				
Footprint: 128.5" x 128.5"																					
Recessed Black Dowel Legs																					
Cushion Fill																					
• Standard: Backs in Trillium, Seats in Trillium with Foam Insert																					
Pillow Option																					
For each 20" Trillium Filled, Knife Edge Pilliow, add .75 yds ea and \$125																					
Banneker	Sectional - L Shape	9512	10463	18049	19257	20492	11403	12013	12623	13233	13843	14453	15063	15673	16283	30.5	549	OW	139		
6400-130	Chaise LAF																				
For Mirrored Configuration specify 6400-130M																					
Footprint 139" x 68.5"																					
Recessed Black Dowel Legs																					
Cushion Fill																					
• Standard: Backs in Trillium, Seats in Trillium with Foam Insert																					
Pillow Option																					
For each 20" Trillium Filled, Knife Edge Pilliow, add .75 yds ea and \$125																					



Style	COM	COL	MB Leather Grade			Fabric Grades			MB Masquerade	4	5	6	7	8	9	Fabric Yardage	Sq. Ft. Leather	Dimensions	
			A	B	C	1	2	3										OW	173

Banneker	Sectional - L Shape	13272	14599	23908	25413	26952	15628	16388	17148	17908	18668	19428	20188	20948	21708	38	684	OW	173
-----------------	----------------------------	--------------	--------------	--------------	--------------	--------------	--------------	--------------	--------------	--------------	--------------	--------------	--------------	--------------	--------------	----	-----	----	-----

6400-140 End Bumper LAF

For Mirrored Configuration specify 6400-140M

Recessed Black Dowel Legs

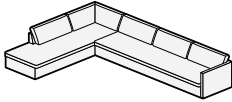
Cushion Fill

• Standard: Backs in Trillium, Seats in Trillium with Foam Insert

Pillow Option

For each 20" Trillium Filled, Knife Edge Pilliow, add .75 yds ea and \$125

Footprint 173" x 113"



OD 37
OH 32
SH 17
AH 26
SD 23

Banneker	Sectional - L Shape	12095	13305	24411	26153	27935	14823	15703	16583	17463	18343	19223	20103	20983	21863	44	792	OW	173
-----------------	----------------------------	--------------	--------------	--------------	--------------	--------------	--------------	--------------	--------------	--------------	--------------	--------------	--------------	--------------	--------------	----	-----	----	-----

6400-150 2 Cushions LAF plus Corner 3 Cushions RAF

For Mirrored Configuration specify 6400-150M

Footprint 173" x 128.5"

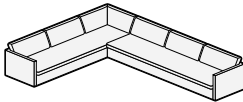
Recessed Black Dowel Legs

Cushion Fill

• Standard: Backs in Trillium, Seats in Trillium with Foam Insert

Pillow Option

For each 20" Trillium Filled, Knife Edge Pilliow, add .75 yds ea and \$125



OD 37
OH 32
SH 17
AH 26
SD 23

Banneker	Sectional - L Shape	14137	15551	25193	26757	28357	16586	17376	18166	18956	19746	20536	21326	22116	22906	39.5	711	OW	173
-----------------	----------------------------	--------------	--------------	--------------	--------------	--------------	--------------	--------------	--------------	--------------	--------------	--------------	--------------	--------------	--------------	------	-----	----	-----

6400-160 2 Cushions LAF plus Corner Bumper 3 Cushions RAF

For Mirrored Configuration specify 6400-160M

Footprint 173" x 128.5"

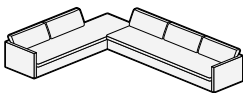
Recessed Black Dowel Legs

Cushion Fill

• Standard: Backs in Trillium, Seats in Trillium with Foam Insert

Pillow Option

For each 20" Trillium Filled, Knife Edge Pilliow, add .75 yds ea and \$125



OD 37
OH 32
SH 17
AH 26
SD 23

Banneker	Sectional - U Shape	10379	11417	20595	22041	23519	12642	13372	14102	14832	15562	16292	17022	17752	18482	36.5	657	OW	138
-----------------	----------------------------	--------------	--------------	--------------	--------------	--------------	--------------	--------------	--------------	--------------	--------------	--------------	--------------	--------------	--------------	------	-----	----	-----

6400-200 Double Chaises with 2 Cushions Between

Recessed Black Dowel Legs

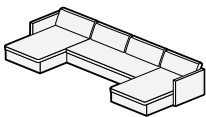
Footprint 139" x 68.5"

Cushion Fill

• Standard: Backs in Trillium, Seats in Trillium with Foam Insert

Pillow Option

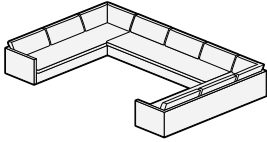
For each 20" Trillium Filled, Knife Edge Pilliow, add .75 yds ea and \$125



OD 37
OH 32
SH 17
AH 26
SD 23

Martin Bratrud Inc.

Style	COM	COL	MB Leather Grade			Fabric Grades			MB Masquerade									Fabric Yardage	Sq. Ft. Leather	Dimensions	
			A	B	C	1	2	3	4	5	6	7	8	9	OW	207					
Banneker	Sectional - U	21171	23288	41044	43856	46731	25573	26993	28413	29833	31253	32673	34093	35513	36933	71	1	OW	207		
	Shape																				
6400-250	2 Cushions LAF plus Corner																		OD	37	
	3 Cushions plus Corner																		OH	32	
	2 Cushions RAF																		SH	17	
	Recessed Black Dowel Legs																		AH	26	
																			SD	23	



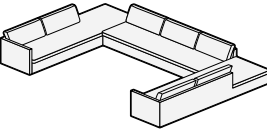
Cushion Fill

- Standard: Backs in Trillium, Seats in Trillium with Foam Insert

Pillow Option

For each 20" Trillium Filled, Knife Edge Pilliow, add .75 yds ea and \$125

Banneker	Sectional - U	19959	21955	37033	39449	41919	23741	24961	26181	27401	28621	29841	31061	32281	33501	61	1	OW	207	
	Shape																			
6400-260	2 Corner Bumpers																		OD	37
																			OH	32
																			SH	17
																			AH	26
																			SD	23



Recessed Black Dowel Legs

Cushion Fill

- Standard: Backs in Trillium, Seats in Trillium with Foam Insert

Pillow Option

For each 20" Trillium Filled, Knife Edge Pilliow, add .75 yds ea and \$125

