

# BRAEMAR

Martin  
/ Bratrud

## Pricelist

Effective 01/07/2025

---

DESIGNED BY BRIAN GRAHAM

A marriage of mid-century forms and traditional club chair design, the Braemar Lounge Chair rests on a taut, elevated metal base and narrow legs that give the chair a distinctly modern edge. The height, depth and pitch of the seat ensure complete comfort. Design options include panel back or split back cushioning, along with an armless chair, a sofa and bench that expand aesthetic choices and functional application.

CHAIRS	2
SOFAS	4
BENCHES	7
TABLES	8
COFFEE TABLES	16
MATERIALS & FINISHES	18



785-01

### Chair, Split Back, Arms

Single Upholstery		yds	sqft
		4	72
-----			
Multiple Upholstery	Body, Seat & Arms	4	72
	Lumbar Panel	0.5	9

Outer Width	29.5"
Outer Depth	31"
Outer Height	33"
Seat Height	17.5"
Seat Depth	20.5"
Arm Height	24.5"
Width between Arms	22"
Carton Weight	100 lbs
Carton Volume	21 cu ft

COM	COL	MB LEATHER		GRADE-IN FABRICS								
		A	B	1	2	3	4	5	6	7	8	9
3362	3698	4514	4802	3618	3698	3778	3858	3938	4018	4098	4178	4258

METAL BASE	Standard in Powder Coat Stainless Steel		add	431		GSA SIN 33721
						✓ SCS Certified Indoor Advantage Gold
						See <a href="#">Materials &amp; Finishes</a> on page 18



785-01PB

### Chair, Panel Back, Arms

Single Upholstery		yds	sqft
		4	72
-----			
Multiple Upholstery	Body, Seat & Arms	4	72

Outer Width	29.5"
Outer Depth	31"
Outer Height	33"
Seat Height	17.5"
Seat Depth	20.5"
Arm Height	24.5"
Width between Arms	22"
Carton Weight	100 lbs
Carton Volume	21 cu ft

COM	COL	MB LEATHER		GRADE-IN FABRICS								
		A	B	1	2	3	4	5	6	7	8	9
3359	3695	4511	4799	3615	3695	3775	3855	3935	4015	4095	4175	4255

METAL BASE	Standard in Powder Coat Stainless Steel		add	431		GSA SIN 33721
						✓ SCS Certified Indoor Advantage Gold
						See <a href="#">Materials &amp; Finishes</a> on page 18



785-03

### Chair, Split Back, Armless

Single Upholstery		yds	sqft
		4	72
-----			
Multiple Upholstery	Body, Seat & Arms	4	72
	Lumbar Panel	0.5	9

Outer Width	30"
Outer Depth	31"
Outer Height	33"
Seat Height	17.5"
Seat Depth	20.5"
Carton Weight	85 lbs
Carton Volume	21 cu ft

COM	COL	MB LEATHER		GRADE-IN FABRICS								
		A	B	1	2	3	4	5	6	7	8	9
3346	3681	4498	4786	3602	3682	3762	3842	3922	4002	4082	4162	4242

METAL BASE      Standard in Powder Coat Stainless Steel      add 431      GSA SIN 33721  
 ✓ SCS Certified Indoor Advantage Gold  
 See [Materials & Finishes](#) on page 18



785-03PB

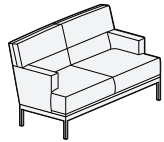
### Chair, Panel Back, Armless

Single Upholstery		yds	sqft
		4	72
-----			
Multiple Upholstery	Body and Seat Cushion	4	72

Outer Width	30"
Outer Depth	31"
Outer Height	33"
Seat Height	17.5"
Seat Depth	20.5"
Carton Weight	85 lbs
Carton Volume	21 cu ft

COM	COL	MB LEATHER		GRADE-IN FABRICS								
		A	B	1	2	3	4	5	6	7	8	9
3343	3677	4495	4783	3599	3679	3759	3839	3919	3999	4079	4159	4239

METAL BASE      Standard in Powder Coat Stainless Steel      add 431      GSA SIN 33721  
 ✓ SCS Certified Indoor Advantage Gold  
 See [Materials & Finishes](#) on page 18



785-58

### Sofa, Split Back, Arms


Single Upholstery		yds	sqft
		<b>7.5</b>	<b>135</b>
-----			
Multiple Upholstery	Body, Seat & Arms	<b>7.25</b>	<b>131</b>
	Lumbar Panels	<b>1</b>	<b>18</b>
-----			
Outer Width			<b>58"</b>
Outer Depth			<b>31"</b>
Outer Height			<b>33"</b>
Seat Height			<b>17.5"</b>
Seat Depth			<b>20.5"</b>
Arm Height			<b>24.5"</b>
Width between Arms			<b>52"</b>
Carton Weight			<b>179 lbs</b>
Carton Volume			<b>40 cu ft</b>

COM	COL	MB LEATHER		GRADE-IN FABRICS								
		A	B	1	2	3	4	5	6	7	8	9
<b>5474</b>	<b>6021</b>	<b>7634</b>	<b>8174</b>	<b>5954</b>	<b>6104</b>	<b>6254</b>	<b>6404</b>	<b>6554</b>	<b>6704</b>	<b>6854</b>	<b>7004</b>	<b>7154</b>

METAL BASE      Standard in Powder Coat  
 Stainless Steel      add **636**      GSA SIN 33721

✓ SCS Certified Indoor Advantage Gold

See [Materials & Finishes](#) on page 18



785-58PB

### Sofa, Panel Back, Arms

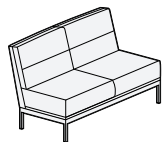
Single Upholstery		yds	sqft
		<b>7.5</b>	<b>135</b>
-----			
Multiple Upholstery	Body, Seat & Arms	<b>7.25</b>	<b>131</b>
-----			
Outer Width			<b>58"</b>
Outer Depth			<b>31"</b>
Outer Height			<b>33"</b>
Seat Height			<b>17.5"</b>
Seat Depth			<b>20.5"</b>
Arm Height			<b>24.5"</b>
Width between Arms			<b>50"</b>
Carton Weight			<b>179 lbs</b>
Carton Volume			<b>40 cu ft</b>

COM	COL	MB LEATHER		GRADE-IN FABRICS								
		A	B	1	2	3	4	5	6	7	8	9
<b>5465</b>	<b>6012</b>	<b>7625</b>	<b>8165</b>	<b>5945</b>	<b>6095</b>	<b>6245</b>	<b>6395</b>	<b>6545</b>	<b>6695</b>	<b>6845</b>	<b>6995</b>	<b>7145</b>

METAL BASE      Standard in Powder Coat  
 Stainless Steel      add **636**      GSA SIN 33721

✓ SCS Certified Indoor Advantage Gold

See [Materials & Finishes](#) on page 18



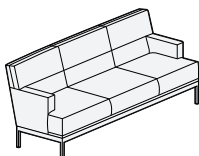
785-59

### Sofa, Split Back, Armless

Single Upholstery		yds	sqft
		<b>7.5</b>	<b>135</b>
-----			
Multiple Upholstery	Body, Seat & Arms	<b>7.25</b>	<b>131</b>
	Lumbar Panels	<b>1</b>	<b>18</b>
-----			
Outer Width			<b>58"</b>
Outer Depth			<b>31"</b>
Outer Height			<b>33"</b>
Seat Height			<b>17.5"</b>
Seat Depth			<b>20.5"</b>
Carton Weight			<b>165 lbs</b>
Carton Volume			<b>40 cu ft</b>

COM	COL	MB LEATHER		GRADE-IN FABRICS								
		A	B	1	2	3	4	5	6	7	8	9
<b>5452</b>	<b>5997</b>	<b>7612</b>	<b>8152</b>	<b>5932</b>	<b>6082</b>	<b>6232</b>	<b>6382</b>	<b>6532</b>	<b>6682</b>	<b>6832</b>	<b>6982</b>	<b>7132</b>

METAL BASE      Standard in Powder Coat Stainless Steel      add **636**      GSA SIN 33721  
 ✓ SCS Certified Indoor Advantage Gold  
 See [Materials & Finishes](#) on page 18



785-80

### Sofa, Split Back, Arms

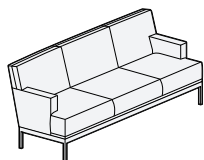
Single Upholstery		yds	sqft
		<b>9</b>	<b>162</b>
-----			
Multiple Upholstery	Body, Seat & Arms	<b>8.5</b>	<b>153</b>
	Lumbar Panels	<b>1.25</b>	<b>23</b>
-----			
Outer Width			<b>80"</b>
Outer Depth			<b>31"</b>
Outer Height			<b>33"</b>
Seat Height			<b>17.5"</b>
Seat Depth			<b>20.5"</b>
Arm Height			<b>24.5"</b>
Width between Arms			<b>72"</b>
Carton Weight			<b>240 lbs</b>
Carton Volume			<b>55 cu ft</b>

COM	COL	MB LEATHER		GRADE-IN FABRICS								
		A	B	1	2	3	4	5	6	7	8	9
<b>7493</b>	<b>8242</b>	<b>10085</b>	<b>10733</b>	<b>8069</b>	<b>8249</b>	<b>8429</b>	<b>8609</b>	<b>8789</b>	<b>8969</b>	<b>9149</b>	<b>9329</b>	<b>9509</b>

METAL BASE      Standard in Powder Coat Stainless Steel      add **954**      GSA SIN 33721  
 ✓ SCS Certified Indoor Advantage Gold  
 See [Materials & Finishes](#) on page 18

# BRAEMAR

Martin  
/ Bratrud



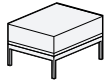
785-80PB

## Sofa, Panel Back, Arms

Single Upholstery	yds	sqft
	<b>9</b>	<b>162</b>
.....		
Outer Width		<b>80"</b>
Outer Depth		<b>31"</b>
Outer Height		<b>33"</b>
Seat Height		<b>17.5"</b>
Seat Depth		<b>20.5"</b>
Arm Height		<b>24.5"</b>
Width between Arms		<b>72"</b>
Carton Weight		<b>240 lbs</b>
Carton Volume		<b>55 cu ft</b>

COM	COL	MB LEATHER		GRADE-IN FABRICS								
		A	B	1	2	3	4	5	6	7	8	9
<b>7480</b>	<b>8228</b>	<b>10072</b>	<b>10720</b>	<b>8056</b>	<b>8236</b>	<b>8416</b>	<b>8596</b>	<b>8776</b>	<b>8956</b>	<b>9136</b>	<b>9316</b>	<b>9496</b>

METAL BASE	Standard in Powder Coat Stainless Steel	add <b>954</b>	GSA SIN 33721
			✓ SCS Certified Indoor Advantage Gold
			See <a href="#">Materials &amp; Finishes</a> on page 18



785-02

## Bench, 28" W

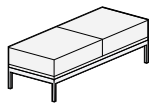
Single Upholstery	yds	sqft
	<b>3</b>	<b>54</b>
.....		
Outer Width	<b>28"</b>	
Outer Depth	<b>24"</b>	
Outer Height	<b>17.5"</b>	
Carton Weight	<b>60 lbs</b>	
Carton Volume	<b>9 cu ft</b>	

COM	COL	MB LEATHER		GRADE-IN FABRICS								
		A	B	1	2	3	4	5	6	7	8	9
<b>2996</b>	<b>3296</b>	<b>3860</b>	<b>4076</b>	<b>3188</b>	<b>3248</b>	<b>3308</b>	<b>3368</b>	<b>3428</b>	<b>3488</b>	<b>3548</b>	<b>3608</b>	<b>3668</b>

METAL BASE      Standard in Powder Coat  
 Stainless Steel      add **410**      GSA SIN 33721

✓ SCS Certified Indoor Advantage Gold

See [Materials & Finishes](#) on page 18



785-58B

## Bench, 58" W

Single Upholstery	yds	sqft
	<b>5</b>	<b>90</b>
.....		
Outer Width	<b>58"</b>	
Outer Depth	<b>24"</b>	
Outer Height	<b>17.5"</b>	
Carton Weight	<b>118 lbs</b>	
Carton Volume	<b>23 cu ft</b>	

COM	COL	MB LEATHER		GRADE-IN FABRICS								
		A	B	1	2	3	4	5	6	7	8	9
<b>4178</b>	<b>4596</b>	<b>5618</b>	<b>5978</b>	<b>4498</b>	<b>4598</b>	<b>4698</b>	<b>4798</b>	<b>4898</b>	<b>4998</b>	<b>5098</b>	<b>5198</b>	<b>5298</b>

METAL BASE      Standard in Powder Coat  
 Stainless Steel      add **614**      GSA SIN 33721

✓ SCS Certified Indoor Advantage Gold

See [Materials & Finishes](#) on page 18



784-20CL

### Table, Round, Low

Outer Width	20"
Outer Depth	20"
Outer Height	16"
Carton Weight	58 lbs
Carton Volume	7 cu ft

SELF EDGE					
Ash Veneer	Maple Veneer	Walnut Veneer	Glass	Corian®	Stone
3161	3161	3186	3465	3558	3589

TABLE TOP	Corian® Standard in Glacier White Corian® in Carbon or Concrete	add 103
-----------	--	---------

Please specify material finish. See material worksheet at end of the Braemar Pricelist.

METAL BASE	Standard in Powder Coat
------------	-------------------------

GSA SIN 33721

✓ SCS Certified Indoor Advantage Gold

See [Materials & Finishes](#) on page 18



784-20CH

### Table, Round, High

Outer Width	20"
Outer Depth	20"
Outer Height	20"
Carton Weight	84 lbs
Carton Volume	7 cu ft

SELF EDGE					
Ash Veneer	Maple Veneer	Walnut Veneer	Glass	Corian®	Stone
3244	3244	3269	3550	3641	3660

TABLE TOP	Corian® Standard in Glacier White Corian® in Carbon or Concrete	add 103
-----------	--	---------

GSA SIN 33721

✓ SCS Certified Indoor Advantage Gold

METAL BASE	Standard in Powder Coat
------------	-------------------------

See [Materials & Finishes](#) on page 18





784-24CL

### Table, Round, Low

Outer Width	<b>24"</b>
Outer Depth	<b>24"</b>
Outer Height	<b>16"</b>
Carton Weight	<b>80 lbs</b>
Carton Volume	<b>9 cu ft</b>

SELF EDGE					
Ash Veneer	Maple Veneer	Walnut Veneer	Glass	Corian®	Stone
<b>3465</b>	<b>3465</b>	<b>3502</b>	<b>4040</b>	<b>3979</b>	<b>4090</b>

TABLE TOP	Corian® Standard in Glacier White	GSA SIN 33721
	Corian® in Carbon or Concrete	add <b>125</b>

✓ SCS Certified Indoor Advantage Gold

METAL BASE	Standard in Powder Coat
------------	-------------------------

See [Materials & Finishes](#) on page 18



784-24CH

### Table, Round, High

Outer Width	<b>24"</b>
Outer Depth	<b>24"</b>
Outer Height	<b>20"</b>
Carton Weight	<b>122 lbs</b>
Carton Volume	<b>9 cu ft</b>

SELF EDGE					
Ash Veneer	Maple Veneer	Walnut Veneer	Glass	Corian®	Stone
<b>3517</b>	<b>3517</b>	<b>3556</b>	<b>4128</b>	<b>4069</b>	<b>4185</b>

TABLE TOP	Corian® Standard in Glacier White	GSA SIN 33721
	Corian® in Carbon or Concrete	add <b>125</b>

✓ SCS Certified Indoor Advantage Gold

METAL BASE	Standard in Powder Coat
------------	-------------------------

See [Materials & Finishes](#) on page 18



784-30CL

### Table, Round, Low

Outer Width	30"
Outer Depth	30"
Outer Height	16"
Carton Weight	170 lbs
Carton Volume	13 cu ft

SELF EDGE					
Ash Veneer	Maple Veneer	Walnut Veneer	Glass	Corian®	Stone
4145	4145	4214	4806	4665	5022

TABLE TOP	Corian® Standard in Glacier White Corian® in Carbon or Concrete	add 157
-----------	--	---------

GSA SIN 33721

✓ SCS Certified Indoor Advantage Gold

See [Materials & Finishes](#) on page 18

METAL BASE	Standard in Powder Coat
------------	-------------------------



784-30CH

### Table, Round, High

Outer Width	30"
Outer Depth	30"
Outer Height	20"
Carton Weight	179 lbs
Carton Volume	13 cu ft

SELF EDGE					
Ash Veneer	Maple Veneer	Walnut Veneer	Glass	Corian®	Stone
4227	4227	4296	4903	4750	5104

TABLE TOP	Corian® Standard in Glacier White Corian® in Carbon or Concrete	add 157
-----------	--	---------

GSA SIN 33721

✓ SCS Certified Indoor Advantage Gold

See [Materials & Finishes](#) on page 18

METAL BASE	Standard in Powder Coat
------------	-------------------------



784-20SL

## Table, Square, Low

Outer Width	20"
Outer Depth	20"
Outer Height	16"
Carton Weight	58 lbs
Carton Volume	7 cu ft

SELF EDGE					
Ash Veneer	Maple Veneer	Walnut Veneer	Glass	Corian®	Stone
2997	2997	3021	3421	3273	3631

TABLE TOP	Corian® Standard in Glacier White	GSA SIN 33721
	Corian® in Carbon or Concrete	add 103

✓ SCS Certified Indoor Advantage Gold

METAL BASE	Standard in Powder Coat
------------	-------------------------

See [Materials & Finishes](#) on page 18



784-20SH

## Table, Square, High

Outer Width	20"
Outer Depth	20"
Outer Height	20"
Carton Weight	84 lbs
Carton Volume	7 cu ft

SELF EDGE					
Ash Veneer	Maple Veneer	Walnut Veneer	Glass	Corian®	Stone
3081	3081	3104	3489	3362	3548

TABLE TOP	Corian® Standard in Glacier White	GSA SIN 33721
	Corian® in Carbon or Concrete	add 103

✓ SCS Certified Indoor Advantage Gold

METAL BASE	Standard in Powder Coat
------------	-------------------------

See [Materials & Finishes](#) on page 18



784-24SL

## Table, Square, Low

Outer Width	24"
Outer Depth	24"
Outer Height	16"
Carton Weight	80 lbs
Carton Volume	9 cu ft

SELF EDGE					
Ash Veneer	Maple Veneer	Walnut Veneer	Glass	Corian®	Stone
3362	3362	3399	3548	3472	3491

TABLE TOP	Corian® Standard in Glacier White				
	Corian® in Carbon or Concrete	add	125		

GSA SIN 33721

✓ SCS Certified Indoor Advantage Gold

See [Materials & Finishes](#) on page 18

METAL BASE	Standard in Powder Coat
------------	-------------------------



784-24SH

## Table, Square, High

Outer Width	24"
Outer Depth	24"
Outer Height	20"
Carton Weight	122 lbs
Carton Volume	9 cu ft

SELF EDGE					
Ash Veneer	Maple Veneer	Walnut Veneer	Glass	Corian®	Stone
3413	3413	3451	3631	3560	3577

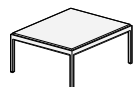
TABLE TOP	Corian® Standard in Glacier White				
	Corian® in Carbon or Concrete	add	125		

GSA SIN 33721

✓ SCS Certified Indoor Advantage Gold

See [Materials & Finishes](#) on page 18

METAL BASE	Standard in Powder Coat
------------	-------------------------



784-30SL

### Table, Square, Low

Outer Width	30"
Outer Depth	30"
Outer Height	16"
Carton Weight	170 lbs
Carton Volume	13 cu ft

SELF EDGE					
Ash Veneer	Maple Veneer	Walnut Veneer	Glass	Corian®	Stone
3603	3603	3673	4595	4339	4563

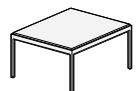
TABLE TOP	Corian® Standard in Glacier White				
	Corian® in Carbon or Concrete	add	157		

GSA SIN 33721

✓ SCS Certified Indoor Advantage Gold

METAL BASE	Standard in Powder Coat
------------	-------------------------

See [Materials & Finishes](#) on page 18



784-30SH

### Table, Square, High

Outer Width	30"
Outer Depth	30"
Outer Height	20"
Carton Weight	179 lbs
Carton Volume	13 cu ft

SELF EDGE					
Ash Veneer	Maple Veneer	Walnut Veneer	Glass	Corian®	Stone
3683	3683	3752	4690	4438	4733

TABLE TOP	Corian® Standard in Glacier White				
	Corian® in Carbon or Concrete	add	157		

GSA SIN 33721

✓ SCS Certified Indoor Advantage Gold

METAL BASE	Standard in Powder Coat
------------	-------------------------

See [Materials & Finishes](#) on page 18



784-20RL

## Table, Rectangle, Low

Outer Width	<b>20"</b>
Outer Depth	<b>24"</b>
Outer Height	<b>16"</b>
Carton Weight	<b>58 lbs</b>
Carton Volume	<b>7 cu ft</b>

SELF EDGE					
Ash Veneer	Maple Veneer	Walnut Veneer	Glass	Corian®	Stone
<b>3044</b>	<b>3044</b>	<b>3081</b>	<b>3364</b>	<b>3398</b>	<b>3466</b>

TABLE TOP	Corian® Standard in Glacier White	GSA SIN 33721
	Corian® in Carbon or Concrete	add <b>125</b>

✓ SCS Certified Indoor Advantage Gold

METAL BASE	Standard in Powder Coat
------------	-------------------------

See [Materials & Finishes](#) on page 18



784-24RH

## Table, Rectangle, High

Outer Width	<b>24"</b>
Outer Depth	<b>20"</b>
Outer Height	<b>20"</b>
Carton Weight	<b>80 lbs</b>
Carton Volume	<b>9 cu ft</b>

SELF EDGE					
Ash Veneer	Maple Veneer	Walnut Veneer	Glass	Corian®	Stone
<b>3004</b>	<b>3004</b>	<b>3041</b>	<b>3590</b>	<b>3486</b>	<b>3678</b>

TABLE TOP	Corian® Standard in Glacier White	GSA SIN 33721
	Corian® in Carbon or Concrete	add <b>125</b>

✓ SCS Certified Indoor Advantage Gold

METAL BASE	Standard in Powder Coat
------------	-------------------------

See [Materials & Finishes](#) on page 18



784-48RL

### Table, Rectangle, Low

Outer Width	<b>48"</b>
Outer Depth	<b>24"</b>
Outer Height	<b>16"</b>
Carton Weight	<b>190 lbs</b>
Carton Volume	<b>14 cu ft</b>

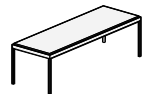
SELF EDGE					
Ash Veneer	Maple Veneer	Walnut Veneer	Glass	Corian®	Stone
<b>3799</b>	<b>3799</b>	<b>3885</b>	<b>5058</b>	<b>4751</b>	<b>5552</b>

TABLE TOP	Corian® Standard in Glacier White	GSA SIN 33721
	Corian® in Carbon or Concrete	add <b>216</b>

✓ SCS Certified Indoor Advantage Gold

METAL BASE	Standard in Powder Coat
------------	-------------------------

See [Materials & Finishes](#) on page 18



784-60RL

### Table, Rectangle, Low

Outer Width	<b>60"</b>
Outer Depth	<b>24"</b>
Outer Height	<b>16"</b>
Carton Weight	<b>235 lbs</b>
Carton Volume	<b>18 cu ft</b>

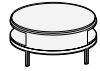
SELF EDGE					
Ash Veneer	Maple Veneer	Walnut Veneer	Glass	Corian®	Stone
<b>4069</b>	<b>4069</b>	<b>4167</b>	<b>5768</b>	<b>5503</b>	<b>6283</b>

TABLE TOP	Corian® Standard in Glacier White	GSA SIN 33721
	Corian® in Carbon or Concrete	add <b>297</b>

✓ SCS Certified Indoor Advantage Gold

METAL BASE	Standard in Powder Coat
------------	-------------------------

See [Materials & Finishes](#) on page 18



784-37CL

### Coffee Table, Round, Low

Outer Width	<b>37"</b>
Outer Depth	<b>37"</b>
Outer Height	<b>17"</b>
Carton Weight	<b>260 lbs</b>
Carton Volume	<b>19 cu ft</b>

SELF EDGE					
Ash Veneer	Maple Veneer	Walnut Veneer	Glass	Corian®	Stone
<b>10143</b>	<b>10143</b>	<b>10315</b>	<b>11272</b>	<b>10862</b>	<b>11854</b>

TABLE TOP	Corian® Standard in Glacier White				
	Corian® in Carbon or Concrete	add	<b>231</b>		

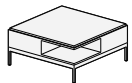
GSA SIN 33721

✓ SCS Certified Indoor Advantage Gold

See [Materials & Finishes](#) on page 18

WOOD PLATFORM	Standard in Ash				
	Maple	add	<b>0</b>		

METAL BASE	Standard in Powder Coat
------------	-------------------------



784-37SL

### Coffee Table, Square, Low

Outer Width	<b>37"</b>
Outer Depth	<b>37"</b>
Outer Height	<b>17"</b>
Carton Weight	<b>260 lbs</b>
Carton Volume	<b>19 cu ft</b>

SELF EDGE					
Ash Veneer	Maple Veneer	Walnut Veneer	Glass	Corian®	Stone
<b>9465</b>	<b>9465</b>	<b>9637</b>	<b>10607</b>	<b>10297</b>	<b>11431</b>

TABLE TOP	Corian® Standard in Glacier White				
	Corian® in Carbon or Concrete	add	<b>231</b>		

GSA SIN 33721

✓ SCS Certified Indoor Advantage Gold

See [Materials & Finishes](#) on page 18

WOOD PLATFORM	Standard in Ash				
	Maple	add	<b>0</b>		

METAL BASE	Standard in Powder Coat
------------	-------------------------



## Notes

---

### **Metal Frame**

(Specify Martin Brattrud finish)

Standard: Powder Coat

[View Powder Coat - Metallics](#)

[View Powder Coat - Neutrals](#)

[View Powder Coat - Color](#)

Custom Powder Coat Finish produced upon receipt of a customer supplied RAL# and fee of \$385 Net, with a minimum order of 10.

### **Table Tops**

(Specify Martin Brattrud finish)

Standard: Ash Veneer

No Charge Option: Maple Veneer

[View Ash Wood Standard Finishes](#)
















































[View Maple Wood Standard Finishes](#)

Custom Wood Finish produced upon receipt of a customer's approved sample match and fee of \$200 Net for each unique finish per order.

Glass Standard: Sandblasted Bottom Starphire (**SBS**) .5" thick

Stone Standard: Black Granite (**BG**) or Carrara Marble (**CM**) .75" thick

## Materials & Finishes

Metal	<b>POWDER COAT - COLOR</b>	 CLD Cloud	 CMT Cement	 MTL Gunmetal	 SEA Deep Sea	 VBG Vandenberg	 DNE Dune	
		 CRL Coral	 AGV Agave	 CHR Churro				
	<b>POWDER COAT - NEUTRALS</b>	 SRG Sugar Gloss	 SGM Sugar Matte	 CBG Carbon Gloss	 CBN Carbon Matte			
	<b>POWDER COAT - METALLICS</b>	 SIL Silver	 LD Lead	 BRZ Bronze	 FLT Flint	 MCA Mica		
	<b>STAINLESS STEEL</b>	 PSS Polished Stainless Steel	 SSS Satin Stainless Steel					
Wood	<b>ASH</b>	 ASH1 Shoji	 ASH2 Cinder	 ASH3 Storm	 ASH8 Natural	 ASH9 Coal	 ASH10 Driftwood	
		 ASH11 Burro	 ASH12 Char	 ASH13 Dune	 ASH14 Coral	 ASH15 Agave	 ASH16 Deep Sea	
		 ASH17 Vandenberg						
	<b>MAPLE</b>	 MAP1 Bright	 MAP2 Natural	 MAP4 Fawn	 MAP7 Espresso	 MAP8 Iron	 MAP9 Ebony	
	<b>WALNUT</b>	 WAL1 Natural	 WAL2 Deep					
Corian®	<b>CORIAN®</b>	 GW Glacier White	 CNT Concrete	 CCT Carbon				
Stone	<b>MARBLE AND GRANITE</b>	 CM Carrara Marble	 BG Black Granite					
Glass	<b>GLASS</b>	 SBS Starphire Glass, Bottom Sandblasted						

## Notes

SEE FINISHES ONLINE

**WOOD:** <https://martinbrattrud.com/Wood>

**METAL & PAINT:** <https://martinbrattrud.com/Metal>

**CORIAN®:** <https://martinbrattrud.com/Corian®>

**STONE:** <https://martinbrattrud.com/Stone>