

BRAEMAR

Martin
/ Bratrud

Pricelist

Effective 06/14/2021

DESIGNED BY BRIAN GRAHAM

A marriage of mid-century forms and traditional club chair design, the Braemar Lounge Chair rests on a taut, elevated metal base and narrow legs that give the chair a distinctly modern edge. The height, depth and pitch of the seat ensure complete comfort. Design options include panel back or split back cushioning, along with an armless chair, a sofa and bench that expand aesthetic choices and functional application.



CHAIRS	2
SOFAS	4
BENCHES	7
TABLES	8
COFFEE TABLES	16
MATERIALS & FINISHES	18



785-01

Chair, Split Back, Arms

Single Upholstery		yds	sqft
		4	72
Multiple Upholstery	Body, Seat & Arms	4	72
	Lumbar Panel	0.5	9

Outer Width	29.5"
Outer Depth	31"
Outer Height	33"
Seat Height	17.5"
Seat Depth	20.5"
Arm Height	24.5"
Width between Arms	22"
Carton Weight	100 lbs
Carton Volume	21 cu ft

COM	COL	MB LEATHER			GRADE-IN FABRICS								
		A	B	C	1	2	3	4	5	6	7	8	9
2887	3176	4007	4165	4327	3135	3215	3295	3375	3455	3535	3615	3695	3775

METAL BASE	Standard in Powder Coat															See Materials & Finishes on page 18
	Hand Rubbed Steel															
	Stainless Steel															√ SCS Certified Indoor Advantage Gold

QS



785-01PB

Chair, Panel Back, Arms

Single Upholstery		yds	sqft
		4	72
Multiple Upholstery	Body, Seat & Arms	4	72

Outer Width	29.5"
Outer Depth	31"
Outer Height	33"
Seat Height	17.5"
Seat Depth	20.5"
Arm Height	24.5"
Width between Arms	22"
Carton Weight	100 lbs
Carton Volume	21 cu ft

COM	COL	MB LEATHER			GRADE-IN FABRICS								
		A	B	C	1	2	3	4	5	6	7	8	9
2884	3172	4004	4162	4324	3132	3212	3292	3372	3452	3532	3612	3692	3772

METAL BASE	Standard in Powder Coat															See Materials & Finishes on page 18
	Hand Rubbed Steel															
	Stainless Steel															√ SCS Certified Indoor Advantage Gold

QS



785-03

Chair, Split Back, Armless

Single Upholstery		yds	sqft
		4	72

Multiple Upholstery	Body, Seat & Arms	4	72
	Lumbar Panel	0.5	9

Outer Width			30"
Outer Depth			31"
Outer Height			33"
Seat Height			17.5"
Seat Depth			20.5"
Carton Weight			85 lbs
Carton Volume			21 cu ft

QS

COM	COL	MB LEATHER			GRADE-IN FABRICS								
		A	B	C	1	2	3	4	5	6	7	8	9
2872	3159	3992	4150	4312	3120	3200	3280	3360	3440	3520	3600	3680	3760

METAL BASE Standard in Powder Coat
 Hand Rubbed Steel add **200**
 Stainless Steel add **400** See [Materials & Finishes](#) on page 18
 ✓ SCS Certified Indoor Advantage Gold



785-03PB

Chair, Panel Back, Armless

Single Upholstery		yds	sqft
		4	72

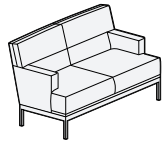
Multiple Upholstery	Body and Seat Cushion	4	72

Outer Width			30"
Outer Depth			31"
Outer Height			33"
Seat Height			17.5"
Seat Depth			20.5"
Carton Weight			85 lbs
Carton Volume			21 cu ft

QS

COM	COL	MB LEATHER			GRADE-IN FABRICS								
		A	B	C	1	2	3	4	5	6	7	8	9
2869	3156	3989	4147	4309	3117	3197	3277	3357	3437	3517	3597	3677	3757

METAL BASE Standard in Powder Coat
 Hand Rubbed Steel add **200**
 Stainless Steel add **400** See [Materials & Finishes](#) on page 18
 ✓ SCS Certified Indoor Advantage Gold




785-58

Sofa, Split Back, Arms

Single Upholstery		yds	sqft
		7.5	135

Multiple Upholstery	Body, Seat & Arms	7.25	131
	Lumbar Panels	1	18

Outer Width			58"
Outer Depth			31"
Outer Height			33"
Seat Height			17.5"
Seat Depth			20.5"
Arm Height			24.5"
Width between Arms			52"
Carton Weight			179 lbs
Carton Volume			40 cu ft



785-58PB

Sofa, Panel Back, Arms

Single Upholstery		yds	sqft
		7.5	135

Multiple Upholstery	Body, Seat & Arms	7.25	131

Outer Width			58"
Outer Depth			31"
Outer Height			33"
Seat Height			17.5"
Seat Depth			20.5"
Arm Height			24.5"
Width between Arms			50"
Carton Weight			179 lbs
Carton Volume			40 cu ft

COM	COL	MB LEATHER			GRADE-IN FABRICS								
		A	B	C	1	2	3	4	5	6	7	8	9
4700	5170	6799	7096	7400	5165	5315	5465	5615	5765	5915	6065	6215	6365

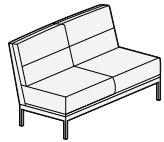
METAL BASE Standard in Powder Coat
 Hand Rubbed Steel add **290**
 Stainless Steel add **590**

See [Materials & Finishes](#) on page 18
 ✓ SCS Certified Indoor Advantage Gold

COM	COL	MB LEATHER			GRADE-IN FABRICS								
		A	B	C	1	2	3	4	5	6	7	8	9
4693	5162	6792	7089	7393	5158	5308	5458	5608	5758	5908	6058	6208	6358

METAL BASE Standard in Powder Coat
 Hand Rubbed Steel add **290**
 Stainless Steel add **590**

See [Materials & Finishes](#) on page 18
 ✓ SCS Certified Indoor Advantage Gold



785-59

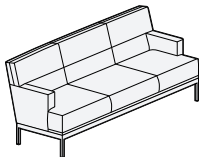
Sofa, Split Back, Armless

Single Upholstery		yds	sqft
		7.5	135

Multiple Upholstery	Body, Seat & Arms	7.25	131
	Lumbar Panels	1	18

Outer Width			58"
Outer Depth			31"
Outer Height			33"
Seat Height			17.5"
Seat Depth			20.5"
Carton Weight			165 lbs
Carton Volume			40 cu ft

COM	COL	MB LEATHER			GRADE-IN FABRICS								
		A	B	C	1	2	3	4	5	6	7	8	9
4681	5149	6780	7077	7381	5146	5296	5446	5596	5746	5896	6046	6196	6346
METAL BASE		Standard in Powder Coat			See Materials & Finishes on page 18								
		Hand Rubbed Steel			add			290					
		Stainless Steel			add			590					
					√ SCS Certified Indoor Advantage Gold								



785-80

Sofa, Split Back, Arms

Single Upholstery		yds	sqft
		9	162

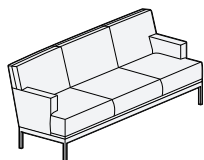
Multiple Upholstery	Body, Seat & Arms	8.5	153
	Lumbar Panels	1.25	23

Outer Width			80"
Outer Depth			31"
Outer Height			33"
Seat Height			17.5"
Seat Depth			20.5"
Arm Height			24.5"
Width between Arms			72"
Carton Weight			240 lbs
Carton Volume			55 cu ft

COM	COL	MB LEATHER			GRADE-IN FABRICS								
		A	B	C	1	2	3	4	5	6	7	8	9
6434	7077	8953	9310	9674	6992	7172	7352	7532	7712	7892	8072	8252	8432
METAL BASE		Standard in Powder Coat			See Materials & Finishes on page 18								
		Hand Rubbed Steel			add			435					
		Stainless Steel			add			885					
					√ SCS Certified Indoor Advantage Gold								

BRAEMAR

Martin
/ Bratrud



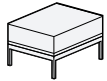
785-80PB

Sofa, Panel Back, Arms

Single Upholstery	yds	sqft
	9	162

Outer Width		80"
Outer Depth		31"
Outer Height		33"
Seat Height		17.5"
Seat Depth		20.5"
Arm Height		24.5"
Width between Arms		72"
Carton Weight		240 lbs
Carton Volume		55 cu ft

		MB LEATHER			GRADE-IN FABRICS								
COM	COL	A	B	C	1	2	3	4	5	6	7	8	9
6425	7068	8944	9301	9665	6983	7163	7343	7523	7703	7883	8063	8243	8423
METAL BASE		Standard in Powder Coat								See Materials & Finishes on page 18			
		Hand Rubbed Steel					add 435						
		Stainless Steel					add 885			√ SCS Certified Indoor Advantage Gold			



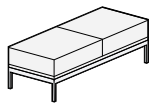
785-02

Bench, 28" W

Single Upholstery	yds	sqft
	3	54

Outer Width	28"	
Outer Depth	24"	
Outer Height	17.5"	
Carton Weight	60 lbs	
Carton Volume	9 cu ft	

COM	COL	MB LEATHER			GRADE-IN FABRICS								
		A	B	C	1	2	3	4	5	6	7	8	9
2571	2828	3411	3530	3651	2757	2817	2877	2937	2997	3057	3117	3177	3237
METAL BASE		Standard in Powder Coat			See Materials & Finishes on page 18								
		Hand Rubbed Steel			add			180					
		Stainless Steel			add			380					
					√ SCS Certified Indoor Advantage Gold								



785-58B

Bench, 58" W

Single Upholstery	yds	sqft
	5	90

Outer Width	58"	
Outer Depth	24"	
Outer Height	17.5"	
Carton Weight	118 lbs	
Carton Volume	23 cu ft	

COM	COL	MB LEATHER			GRADE-IN FABRICS								
		A	B	C	1	2	3	4	5	6	7	8	9
3587	3946	4987	5185	5387	3897	3997	4097	4197	4297	4397	4497	4597	4697
METAL BASE		Standard in Powder Coat			See Materials & Finishes on page 18								
		Hand Rubbed Steel			add			270					
		Stainless Steel			add			570					
					√ SCS Certified Indoor Advantage Gold								

Table, Round, Low



784-20CL

Outer Width	20"
Outer Depth	20"
Outer Height	16"
Carton Weight	58 lbs
Carton Volume	7 cu ft

VENEER					
Ash	Maple	Walnut	Glass	Corian®	Stone
2714	2714	2735	2974	3054	3081
TABLE TOP					
Corian® Standard in Glacier White					GSA SIN 71116
Corian® in Glacier White			add	0	
Corian® in Carbon or Concrete			add	95	See Materials & Finishes on page 18
.....					
METAL BASE					
Standard in Powder Coat					✓ SCS Certified Indoor Advantage Gold
Hand Rubbed Steel			add	120	Please specify material finish. See material worksheet at end of the Braemar Pricelist.

Table, Round, High



784-20CH

Outer Width	20"
Outer Depth	20"
Outer Height	20"
Carton Weight	84 lbs
Carton Volume	7 cu ft

VENEER					
Ash	Maple	Walnut	Glass	Corian®	Stone
2785	2785	2806	3048	3126	3143
TABLE TOP					
Corian® Standard in Glacier White					GSA SIN 71116
Corian® in Glacier White			add	0	
Corian® in Carbon or Concrete			add	95	See Materials & Finishes on page 18
.....					
METAL BASE					
Standard in Powder Coat					✓ SCS Certified Indoor Advantage Gold
Hand Rubbed Steel			add	120	



784-24CL

Table, Round, Low

Outer Width	24"
Outer Depth	24"
Outer Height	16"
Carton Weight	80 lbs
Carton Volume	9 cu ft

VENEER						
Ash	Maple	Walnut	Glass	Corian®	Stone	
2974	2974	3006	3468	3417	3512	
<hr/>						
TABLE TOP	Corian® Standard in Glacier White					GSA SIN 7116
	Corian® in Glacier White				add	0
	Corian® in Carbon or Concrete				add	115
.....						
METAL BASE	Standard in Powder Coat					✓ SCS Certified Indoor Advantage Gold
	Hand Rubbed Steel				add	140



784-24CH

Table, Round, High

Outer Width	24"
Outer Depth	24"
Outer Height	20"
Carton Weight	122 lbs
Carton Volume	9 cu ft

VENEER						
Ash	Maple	Walnut	Glass	Corian®	Stone	
3020	3020	3052	3544	3494	3593	
<hr/>						
TABLE TOP	Corian® Standard in Glacier White					GSA SIN 7116
	Corian® in Glacier White				add	0
	Corian® in Carbon or Concrete				add	115
.....						
METAL BASE	Standard in Powder Coat					✓ SCS Certified Indoor Advantage Gold
	Hand Rubbed Steel				add	140



784-30CL

Table, Round, Low

Outer Width	30"
Outer Depth	30"
Outer Height	16"
Carton Weight	170 lbs
Carton Volume	13 cu ft

VENEER					
Ash	Maple	Walnut	Glass	Corian®	Stone
3559	3559	3618	4127	4005	4312
<hr/>					
TABLE TOP	Corian® Standard in Glacier White				GSA SIN 71116
	Corian® in Glacier White				add 0
	Corian® in Carbon or Concrete				add 145
.....					
METAL BASE	Standard in Powder Coat				✓ SCS Certified Indoor Advantage Gold
	Hand Rubbed Steel				add 160



784-30CH

Table, Round, High

Outer Width	30"
Outer Depth	30"
Outer Height	20"
Carton Weight	179 lbs
Carton Volume	13 cu ft

VENEER					
Ash	Maple	Walnut	Glass	Corian®	Stone
3630	3630	3689	4210	4078	4383
<hr/>					
TABLE TOP	Corian® Standard in Glacier White				GSA SIN 71116
	Corian® in Glacier White				add 0
	Corian® in Carbon or Concrete				add 145
.....					
METAL BASE	Standard in Powder Coat				✓ SCS Certified Indoor Advantage Gold
	Hand Rubbed Steel				add 160



784-20SL

Table, Square, Low

Outer Width	20"
Outer Depth	20"
Outer Height	16"
Carton Weight	58 lbs
Carton Volume	7 cu ft

VENEER					
Ash	Maple	Walnut	Glass	Corian®	Stone
2572	2572	2593	2936	2810	3118
TABLE TOP					
Corian® Standard in Glacier White					GSA SIN 71116
Corian® in Glacier White			add	0	
Corian® in Carbon or Concrete			add	95	See Materials & Finishes on page 18
.....					
METAL BASE					
Standard in Powder Coat					✓ SCS Certified Indoor Advantage Gold
Hand Rubbed Steel			add	120	



784-20SH

Table, Square, High

Outer Width	20"
Outer Depth	20"
Outer Height	20"
Carton Weight	84 lbs
Carton Volume	7 cu ft

VENEER					
Ash	Maple	Walnut	Glass	Corian®	Stone
2644	2644	2665	2996	2887	3047
TABLE TOP					
Corian® Standard in Glacier White					GSA SIN 71116
Corian® in Glacier White			add	0	
Corian® in Carbon or Concrete			add	95	See Materials & Finishes on page 18
.....					
METAL BASE					
Standard in Powder Coat					✓ SCS Certified Indoor Advantage Gold
Hand Rubbed Steel			add	120	



784-24SL

Table, Square, Low

Outer Width	24"
Outer Depth	24"
Outer Height	16"
Carton Weight	80 lbs
Carton Volume	9 cu ft

VENEER					
Ash	Maple	Walnut	Glass	Corian®	Stone
2887	2887	2918	3047	2981	2997

TABLE TOP	Corian® Standard in Glacier White				GSA SIN 71116
	Corian® in Glacier White	add	0		
	Corian® in Carbon or Concrete	add	115		See Materials & Finishes on page 18
.....					
METAL BASE	Standard in Powder Coat				✓ SCS Certified Indoor Advantage Gold
	Hand Rubbed Steel	add	140		



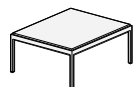
784-24SH

Table, Square, High

Outer Width	24"
Outer Depth	24"
Outer Height	20"
Carton Weight	122 lbs
Carton Volume	9 cu ft

VENEER					
Ash	Maple	Walnut	Glass	Corian®	Stone
2931	2931	2963	3118	3056	3071

TABLE TOP	Corian® Standard in Glacier White				GSA SIN 71116
	Corian® in Glacier White	add	0		
	Corian® in Carbon or Concrete	add	115		See Materials & Finishes on page 18
.....					
METAL BASE	Standard in Powder Coat				✓ SCS Certified Indoor Advantage Gold
	Hand Rubbed Steel	add	140		

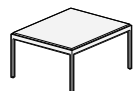


784-30SL

Table, Square, Low

Outer Width	30"
Outer Depth	30"
Outer Height	16"
Carton Weight	170 lbs
Carton Volume	13 cu ft

VENEER					
Ash	Maple	Walnut	Glass	Corian®	Stone
3094	3094	3153	3945	3726	3918
TABLE TOP					
Corian® Standard in Glacier White					GSA SIN 71116
Corian® in Glacier White			add	0	
Corian® in Carbon or Concrete			add	145	See Materials & Finishes on page 18
.....					
METAL BASE					
Standard in Powder Coat					✓ SCS Certified Indoor Advantage Gold
Hand Rubbed Steel			add	160	



784-30SH

Table, Square, High

Outer Width	30"
Outer Depth	30"
Outer Height	20"
Carton Weight	179 lbs
Carton Volume	13 cu ft

VENEER					
Ash	Maple	Walnut	Glass	Corian®	Stone
3163	3163	3222	4027	3810	4064
TABLE TOP					
Corian® Standard in Glacier White					GSA SIN 71116
Corian® in Glacier White			add	0	
Corian® in Carbon or Concrete			add	145	See Materials & Finishes on page 18
.....					
METAL BASE					
Standard in Powder Coat					✓ SCS Certified Indoor Advantage Gold
Hand Rubbed Steel			add	160	



784-20RL

Table, Rectangle, Low

Outer Width	20"
Outer Depth	24"
Outer Height	16"
Carton Weight	58 lbs
Carton Volume	7 cu ft

VENEER						
Ash	Maple	Walnut	Glass	Corian®	Stone	
2613	2613	2644	2889	2917	2975	
<hr/>						
TABLE TOP	Corian® Standard in Glacier White				GSA SIN 7116	
	Corian® in Glacier White		add	0		
	Corian® in Carbon or Concrete		add	115	See Materials & Finishes on page 18	
<hr/>						
METAL BASE	Standard in Powder Coat				✓ SCS Certified Indoor Advantage Gold	
	Hand Rubbed Steel		add	120		



784-24RH

Table, Rectangle, High

Outer Width	24"
Outer Depth	20"
Outer Height	20"
Carton Weight	80 lbs
Carton Volume	9 cu ft

VENEER						
Ash	Maple	Walnut	Glass	Corian®	Stone	
2579	2579	2611	3082	2993	3158	
<hr/>						
TABLE TOP	Corian® Standard in Glacier White				GSA SIN 7116	
	Corian® in Glacier White		add	0		
	Corian® in Carbon or Concrete		add	115	See Materials & Finishes on page 18	
<hr/>						
METAL BASE	Standard in Powder Coat				✓ SCS Certified Indoor Advantage Gold	
	Hand Rubbed Steel		add	140		

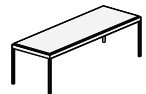


784-48RL

Table, Rectangle, Low

Outer Width	48"
Outer Depth	24"
Outer Height	16"
Carton Weight	190 lbs
Carton Volume	14 cu ft

VENEER					
Ash	Maple	Walnut	Glass	Corian®	Stone
3262	3262	3335	4343	4079	4767
TABLE TOP					
Corian® Standard in Glacier White					GSA SIN 71116
Corian® in Glacier White			add	0	
Corian® in Carbon or Concrete			add	200	See Materials & Finishes on page 18
.....					
METAL BASE					
Standard in Powder Coat					✓ SCS Certified Indoor Advantage Gold
Hand Rubbed Steel			add	180	



784-60RL

Table, Rectangle, Low

Outer Width	60"
Outer Depth	24"
Outer Height	16"
Carton Weight	235 lbs
Carton Volume	18 cu ft

VENEER					
Ash	Maple	Walnut	Glass	Corian®	Stone
3494	3494	3578	4952	4725	5396
TABLE TOP					
Corian® Standard in Glacier White					GSA SIN 71116
Corian® in Glacier White			add	0	
Corian® in Carbon or Concrete			add	275	See Materials & Finishes on page 18
.....					
METAL BASE					
Standard in Powder Coat					✓ SCS Certified Indoor Advantage Gold
Hand Rubbed Steel			add	210	

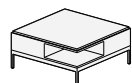


784-37CL

Coffee Table, Round, Low

Outer Width	37"
Outer Depth	37"
Outer Height	17"
Carton Weight	260 lbs
Carton Volume	19 cu ft

VENEER					
Ash	Maple	Walnut	Glass	Corian®	Stone
8712	8712	8859	9681	9329	10181
<hr/>					
TABLE TOP	Corian® Standard in Glacier White				GSA SIN 7116
	Corian® in Glacier White				add 0
	Corian® in Carbon or Concrete				add 214
.....					
WOOD PLATFORM	Standard in Ash				✓ SCS Certified Indoor Advantage Gold
	Maple				add 0
<hr/>					
METAL BASE	Standard in Powder Coat				
	Hand Rubbed Steel				add 180



784-37SL

Coffee Table, Square, Low

Outer Width	37"
Outer Depth	37"
Outer Height	17"
Carton Weight	260 lbs
Carton Volume	19 cu ft

VENEER					
Ash	Maple	Walnut	Glass	Corian®	Stone
8129	8129	8276	9109	8843	9818
<hr/>					
TABLE TOP	Corian® Standard in Glacier White				GSA SIN 7116
	Corian® in Glacier White				add 0
	Corian® in Carbon or Concrete				add 214
.....					
WOOD PLATFORM	Standard in Ash				✓ SCS Certified Indoor Advantage Gold
	Maple				add 0
<hr/>					
METAL BASE	Standard in Powder Coat				
	Hand Rubbed Steel				add 180

Notes

Metal Frame

Standard Powder Coat Finishes

[View Powder Coat - Metallics](#)

[View Powder Coat - Neutrals](#)

[View Powder Coat - Color](#)

Hand rubbed steel finishes are lacquer sealed

Custom Powder Coat Finish produced upon receipt of a customer supplied RAL# and fee of \$285 Net, with a minimum order of 10 (Specify Martin Brattrud finish or color)

Premium Finish:

[View Hand Rubbed Steel Premiums](#)

Hand rubbed steel finishes are lacquer sealed

Table Tops

Wood Standard: Ash Veneer

No Charge Option: Maple Veneer

[View Ash Wood Standard Finishes](#)















































[View Maple Wood Standard Finishes](#)

Custom Wood Finish produced upon receipt of a customer's approved sample match and fee of \$150 Net for each unique finish per order.

Glass Standard: Sandblasted Bottom Starphire (**SBS**) .5" thick

Stone Standard: Black Granite (**BG**) or Carrara Marble (**CM**) .75" thick

Materials & Finishes

Metal	POWDER COAT - COLOR	 CLD Cloud	 CMT Cement	 MTL Gunmetal	 FLX Flax	 FST Firesticks	 SEA Deep Sea	
		 VBG Vandenberg						
	POWDER COAT - NEUTRALS	 SRG Sugar Gloss	 SGM Sugar Matte	 CBG Carbon Gloss	 CBN Carbon Matte			
	POWDER COAT - METALLICS	 SIL Silver	 LD Lead	 BRZ Bronze				
	STAINLESS STEEL	 PSS Polished Stainless Steel	 SSS Satin Stainless Steel					
HAND RUBBED STEEL	 BBZ Brushed Bronze	 OBZ Oiled Bronze	 CS Charcoal	 BS Black				
Wood	ASH	 ASH1 Shoji	 ASH2 Cinder	 ASH3 Storm	 ASH4 DirtyMartini	 ASH5 Terracotta	 ASH6 Cove	
		 ASH7 Jalama	 ASH8 Natural	 ASH9 Coal				
	MAPLE	 MAP1 Bright	 MAP2 Natural	 MAP3 Auburn	 MAP4 Fawn	 MAP5 Java	 MAP6 Royal	
	 MAP7 Espresso	 MAP8 Iron	 MAP9 Ebony					
WALNUT	 WAL1 Natural	 WAL2 Deep						
Corian®	CORIAN®	 GW Glacier White	 CNT Concrete	 CCT Carbon				
Stone	MARBLE AND GRANITE	 CM Carrara Marble	 BG Black Granite					
Glass	GLASS	 SBS Starphire Glass, Bottom Sandblased						

Notes

SEE FINISHES ONLINE

WOOD: <https://martinbrattrud.com/Wood>

METAL & PAINT: <https://martinbrattrud.com/Metal>

CORIAN®: <https://martinbrattrud.com/Corian®>

STONE: <https://martinbrattrud.com/Stone>

qs = QUICKSHIP 15

Qualifying QuickShip 15 orders are made-to-order and shipped within 15 days. All accepted QuickShip 15 purchase orders are for standard, non-modified styles only. Please note that only select sub-styles qualify. All table laminates are excluded. Please contact your representative for banquette limitations.

The usage of Martin Brattrud black leathers or Martin Brattrud black faux leathers will ship 15 working days from receipt of order. Camira, Designtex, Knoll Textiles, Maharam, Unika Vaev, or COM/COL will ship 15 working days from receipt of approved textiles or leathers.

Some restrictions apply. See Program Terms for complete details at martinbrattrud.com/quickship15