

BRISTOL

Martin
/ Bratrud

Pricelist

Effective 01/07/2025

DESIGNED BY MARTIN BRATTRUD STUDIO

The Bristol Collection provides a simple, scalable solution for lobbies, reception areas, cafes and social or collaborative spaces in the office. Offering endless ways to configure a space, Bristol's neat footprint permits application even in smaller spaces. The cushioned back adds postural support—and invites creative upholstery treatments that bring fresh color, pattern and texture to contemporary settings.



LOW BACK	2
HIGH BACK	3
WEDGE	6
BENCHES	7
TABLES	8
COFFEE TABLES	20
MATERIALS & FINISHES	27



247-03L

Low Back, Chair, Corner

Single Upholstery yds **3.75** sqft **68**

Multiple Upholstery Body, Seat Cushion **3** **54**
Lumbar Cushion **0.75** **14**

Outer Width **25.5"**
Outer Depth **25.5"**
Outer Height **26"**
Seat Height **18"**
Seat Depth **21.5"**
Carton Weight **95 lbs**
Carton Volume **17 cu ft**

COM	COL	MB LEATHER		GRADE-IN FABRICS								
		A	B	1	2	3	4	5	6	7	8	9
2275	2503	3355	3625	2515	2590	2665	2740	2815	2890	2965	3040	3115

LEGS Standard in Powder Coat Stainless Steel add **130**

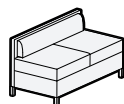
LUMBAR CUSHION Standard with Right Facing (RF)
Left Facing (LF) add **0**
Lumbar Centered (C) add **0**
Lumbar Cushion Full (F) add **0**

Specify MB Finish from the Material Worksheet.

GSA SIN 33721

✓ SCS Certified Indoor Advantage

See [Materials & Finishes](#) on page 27



247-50L

Low Back, Sofa, Armless

Single Upholstery yds **4.5** sqft **81**

Outer Width **50"**
Outer Depth **25.5"**
Outer Height **26"**
Seat Height **18"**
Seat Depth **21.5"**
Carton Weight **120 lbs**
Carton Volume **29 cu ft**

COM	COL	MB LEATHER		GRADE-IN FABRICS								
		A	B	1	2	3	4	5	6	7	8	9
3248	3573	4544	4868	3536	3626	3716	3806	3896	3986	4076	4166	4256

LEGS Standard in Powder Coat Stainless Steel add **130**

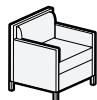
LUMBAR CUSHION Standard with Lumbar Centered (C)
Lumbar Cushion Full (F) add **0**
Left Facing (LF) add **0**
Right Facing (RF) add **0**

Specify MB Finish from the Material Worksheet.

GSA SIN 33721

✓ SCS Certified Indoor Advantage

See [Materials & Finishes](#) on page 27

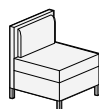


248-01HA

High Back, Chair, Arms

Single Upholstery		yds	sqft
		5	90
Multiple Upholstery	Body, Seat & Arms	4.75	86
	Lumbar Cushion	0.75	14

Outer Width	29"
Outer Depth	25.5"
Outer Height	30.5"
Seat Height	18"
Seat Depth	20.5"
Arm Height	24"
Width between Arms	25"
Carton Weight	95 lbs
Carton Volume	17 cu ft



248-01H

High Back, Chair, No Arms

Single Upholstery		yds	sqft
		3.5	63
Multiple Upholstery	Body, Seat Cushion	3.5	63
	Lumbar Cushion	0.75	14

Outer Width	25"
Outer Depth	25.5"
Outer Height	30.5"
Seat Height	18"
Seat Depth	20.5"
Carton Weight	80 lbs
Carton Volume	16 cu ft

COM	COL	MB LEATHER		GRADE-IN FABRICS								
		A	B	1	2	3	4	5	6	7	8	9
2589	2848	4029	4389	2909	3009	3109	3209	3309	3409	3509	3609	3709

LEGS	Standard in Powder Coat Stainless Steel	add	130
------	---	-----	------------

Specify MB Finish from the Material Worksheet.

GSA SIN 33721

LUMBAR CUSHION	Standard with Lumbar Centered (C)		
	Lumbar Cushion Full (F)	add	0
	Left Facing (LF)	add	0
	Right Facing (RF)	add	0

✓ SCS Certified Indoor Advantage

See [Materials & Finishes](#) on page 27

COM	COL	MB LEATHER		GRADE-IN FABRICS								
		A	B	1	2	3	4	5	6	7	8	9
2091	2300	3099	3351	2315	2385	2455	2525	2595	2665	2735	2805	2875

LEGS	Standard in Powder Coat Stainless Steel	add	130
------	---	-----	------------

Specify MB Finish from the Material Worksheet.

GSA SIN 33721

LUMBAR CUSHION	Standard with Right Facing (RF)		
	Left Facing (LF)	add	0
	Lumbar Cushion Full (F)	add	0
	Lumbar Centered (C)	add	0

✓ SCS Certified Indoor Advantage

See [Materials & Finishes](#) on page 27



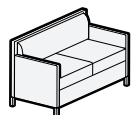
248-03H

High Back, Chair, Corner

Single Upholstery yds sqft
4 72

Multiple Upholstery Body, Seat Cushion **3 54**
 Lumbar Cushion **1 18**

Outer Width **25.5"**
 Outer Depth **25.5"**
 Outer Height **30.5"**
 Seat Height **18"**
 Seat Depth **20.5"**
 Carton Weight **105 lbs**
 Carton Volume **16 cu ft**



248-50HA

High Back, Sofa, Arms

Single Upholstery yds sqft
7 126

Multiple Upholstery Body, Seat & Arms **6.5 117**
 Lumbar Cushion **1 18**

Outer Width **54"**
 Outer Depth **25.5"**
 Outer Height **30.5"**
 Seat Height **18"**
 Seat Depth **20.5"**
 Arm Height **24"**
 Width between Arms **50"**
 Carton Weight **130 lbs**
 Carton Volume **32 cu ft**

COM	COL	MB LEATHER		GRADE-IN FABRICS								
		A	B	1	2	3	4	5	6	7	8	9
2319	2551	3471	3759	2575	2655	2735	2815	2895	2975	3055	3135	3215

LEGS Standard in Powder Coat Stainless Steel add **130**

Specify MB Finish from the Material Worksheet.

GSA SIN 33721

LUMBAR CUSHION Standard with Lumbar Centered (C)
 Left Facing (LF) add **0**
 Lumbar Cushion Full (F) add **0**
 Right Facing (RF) add **0**

✓ SCS Certified Indoor Advantage

See [Materials & Finishes](#) on page 27

COM	COL	MB LEATHER		GRADE-IN FABRICS								
		A	B	1	2	3	4	5	6	7	8	9
3855	4241	5871	6375	4303	4443	4583	4723	4863	5003	5143	5283	5423

LEGS Standard in Powder Coat Stainless Steel add **130**

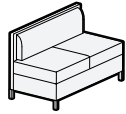
Specify MB Finish from the Material Worksheet.

GSA SIN 33721

LUMBAR CUSHION Standard with Lumbar Centered (C)
 Lumbar Cushion Full (F) add **0**
 Left Facing (LF) add **0**
 Right Facing (RF) add **0**

✓ SCS Certified Indoor Advantage

See [Materials & Finishes](#) on page 27



248-50H

High Back, Sofa, Armless

Single Upholstery		yds	sqft
		5	90

Multiple Upholstery	Body, Seat Cushion	4.5	81
	Lumbar Cushion	1	18

Outer Width	50"
Outer Depth	25.5"
Outer Height	30.5"
Seat Height	18"
Seat Depth	20.5"
Carton Weight	125 lbs
Carton Volume	29 cu ft

COM	COL	MB LEATHER		GRADE-IN FABRICS								
		A	B	1	2	3	4	5	6	7	8	9
3356	3692	4796	5156	3676	3776	3876	3976	4076	4176	4276	4376	4476

LEGS	Standard in Powder Coat Stainless Steel	add	130
------	--	-----	------------

LUMBAR CUSHION	Standard with Lumbar Centered (C)		
	Lumbar Cushion Full (F)	add	0
	Left Facing (LF)	add	0
	Right Facing (RF)	add	0

Specify MB Finish from the Material Worksheet.

GSA SIN 33721

✓ SCS Certified Indoor Advantage

See [Materials & Finishes](#) on page 27



247-41LO

Wedge, Low Back, Outside Back, Centered Lumbar

Single Upholstery		yds	sqft
		4.5	81

Multiple Upholstery	Body, Seat Cushion	4.5	81
	Lumbar Cushion	0.5	9

Outer Width		41.5"	
Outer Depth		25.5"	
Outer Height		26"	
Seat Height		18"	
Seat Depth		21.5"	
Carton Weight		130 lbs	
Carton Volume		26 cu ft	

COM	COL	MB LEATHER		GRADE-IN FABRICS								
		A	B	1	2	3	4	5	6	7	8	9
3621	3983	4917	5241	3909	3999	4089	4179	4269	4359	4449	4539	4629

LEGS	Standard in Powder Coat Stainless Steel	add	130	Specify MB Finish from the Material Worksheet.
LUMBAR CUSHION	Standard with Right Facing (RF)			GSA SIN 33721
	Left Facing (LF)	add	0	✓ SCS Certified Indoor Advantage
	Lumbar Cushion Full (F)	add	0	See Materials & Finishes on page 27
	Lumbar Centered (C)	add	0	



248-41HO

Wedge, High Back, Outside Back, Centered Lumbar

Single Upholstery		yds	sqft
		5	90

Multiple Upholstery	Body, Seat Cushion	4.5	81
	Lumbar Cushion	0.75	14

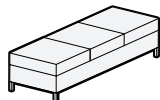
Outer Width		41.5"	
Outer Depth		25.5"	
Outer Height		30.5"	
Seat Height		18"	
Seat Depth		20.5"	
Carton Weight		140 lbs	
Carton Volume		29 cu ft	

COM	COL	MB LEATHER		GRADE-IN FABRICS								
		A	B	1	2	3	4	5	6	7	8	9
3725	4098	5165	5525	4045	4145	4245	4345	4445	4545	4645	4745	4845

LEGS	Standard in Powder Coat Stainless Steel	add	130	Specify MB Finish from the Material Worksheet.
LUMBAR CUSHION	Standard with Lumbar Centered (C)			GSA SIN 33721
	Lumbar Cushion Full (F)	add	0	✓ SCS Certified Indoor Advantage
	Right Facing (RF)	add	0	See Materials & Finishes on page 27
	Left Facing (LF)	add	0	

BRISTOL

Martin / Bratrud



247-76B

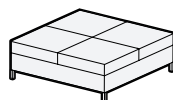
Bench, 76" Bench, Rectangle

Single Upholstery	yds	sqft
	4.75	86

Outer Width	76.5"	
Outer Depth	25.5"	
Outer Height	18"	
Seat Height	18"	
Carton Weight	94 lbs	
Carton Volume	26 cu ft	

COM	COL	MB LEATHER		GRADE-IN FABRICS								
		A	B	1	2	3	4	5	6	7	8	9
3875	4263	5243	5585	4179	4274	4369	4464	4559	4654	4749	4844	4939

LEGS Standard in Powder Coat Stainless Steel add **130** Specify MB Finish from the Material Worksheet.
 GSA SIN 33721
 ✓ SCS Certified Indoor Advantage
 See [Materials & Finishes](#) on page 27



247-52BS

Bench, 52" Square

Single Upholstery	yds	sqft
	5.5	99

Outer Width	52"	
Outer Depth	52"	
Outer Height	18"	
Seat Height	18"	

COM	COL	MB LEATHER		GRADE-IN FABRICS								
		A	B	1	2	3	4	5	6	7	8	9
4903	5393	6487	6883	5255	5365	5475	5585	5695	5805	5915	6025	6135

Specify MB Finish from the Material Worksheet.
 GSA SIN 33721
 ✓ SCS Certified Indoor Advantage
 See [Materials & Finishes](#) on page 27

Table, Round, Low, Monolithic, Plinth Base



249-20CLBM

Outer Width	20"
Outer Depth	20"
Outer Height	17.5"
Carton Weight	65 lbs
Carton Volume	6 cu ft

SELF EDGE			
Ash Veneer	Walnut Veneer	Corian®	Laminate
1556	1602	3202	1478

MONOLITHIC TABLE	Corian® Standard in Glacier White Corian® in Carbon or Concrete	add 770
------------------	--	---------

Specify MB Finish from the Material Worksheet.

GSA SIN 33721

✓ SCS Certified Indoor Advantage

See [Materials & Finishes](#) on page 27

Table, Round, Low, Table Top, Plinth Base



249-20CLB

Outer Width	20"
Outer Depth	20"
Outer Height	17.5"
Carton Weight	65 lbs
Carton Volume	6 cu ft

VENEER SURROUND		
Ash	Walnut	Laminate (Surround)
1895	1940	1817

TABLE TOP	Standard in Corian® in Glacier White	
	Glass	add 13
	Corian® in Carbon or Concrete	add 429
	Marble and Granite	add 731

Specify MB Finish from the Material Worksheet.

GSA SIN 33721

✓ SCS Certified Indoor Advantage

See [Materials & Finishes](#) on page 27



249-20CLM

Table, Round, Low, Monolithic, Legs

Outer Width	20"
Outer Depth	20"
Outer Height	17.5"
Carton Weight	65 lbs
Carton Volume	6 cu ft

SELF EDGE			
Ash Veneer	Walnut Veneer	Corian® Monolithic	Laminate
1685	1731	3331	1608

LEGS	Metal Standard in Powder Coat Metal in Stainless Steel	add	173
------	---	-----	-----

Specify MB Finish from the Material Worksheet.

GSA SIN 33721

✓ SCS Certified Indoor Advantage

See [Materials & Finishes](#) on page 27



249-20CL

Table, Round, Low, Table Top, Legs

Outer Width	20"
Outer Depth	20"
Outer Height	17.5"
Carton Weight	65 lbs
Carton Volume	6 cu ft

SELF EDGE		
Ash Veneer	Walnut Veneer	Laminate
2301	2347	2203

TABLE TOP	Standard in Corian® in Glacier White		
	Glass	add	13
	Corian® in Carbon or Concrete	add	429
	Marble and Granite	add	731

Specify MB Finish from the Material Worksheet.

GSA SIN 33721

✓ SCS Certified Indoor Advantage

See [Materials & Finishes](#) on page 27

LEGS	Metal Standard in Powder Coat Metal in Stainless Steel	add	173
------	---	-----	-----

Table, Round, High, Monolithic, Plinth Base



Outer Width	20"
Outer Depth	20"
Outer Height	21"

249-20CMBM

SELF EDGE			
Ash Veneer	Walnut Veneer	Corian®	Laminate
1560	1606	3389	1484

MONOLITHIC TABLE	Corian® Standard in Glacier White Corian® in Carbon or Concrete	add 735
------------------	--	----------------

Specify MB Finish from the Material Worksheet.

GSA SIN 33721

✓ SCS Certified Indoor Advantage

See [Materials & Finishes](#) on page 27

Table, Round, High, Table Top, Plinth Base



Outer Width	20"
Outer Depth	20"
Outer Height	21"

249-20CMB

VENEER SURROUND		
Ash	Walnut	Laminate (Surround)
1899	1944	1821

TABLE TOP	Standard in Corian® in Glacier White	
	Glass	add 13
	Corian® in Carbon or Concrete	add 429
	Marble and Granite	add 731

Specify MB Finish from the Material Worksheet.

GSA SIN 33721

✓ SCS Certified Indoor Advantage

See [Materials & Finishes](#) on page 27



Table, Round, High, Monolith, Legs

Outer Width	20"
Outer Depth	20"
Outer Height	21"

249-20CMM

SELF EDGE			
Ash Veneer	Walnut Veneer	Corian® Monolithic	Laminate
1690	1735	3335	1612

Specify MB Finish from the Material Worksheet.

GSA SIN 33721

✓ SCS Certified Indoor Advantage

See [Materials & Finishes](#) on page 27



Table, Round, High, Table Top, Legs

Outer Width	20"
Outer Depth	20"
Outer Height	21"

249-20CM

VENEER SURROUND		
Ash	Walnut	Laminate (Surround)
2305	2351	2207

TABLE TOP	Standard in Corian® in Glacier White		
	Glass	add	13
	Corian® in Carbon or Concrete	add	429
	Marble and Granite	add	731

Specify MB Finish from the Material Worksheet.

GSA SIN 33721

✓ SCS Certified Indoor Advantage

See [Materials & Finishes](#) on page 27

LEGS	Metal Standard in Powder Coat		
	Metal in Stainless Steel	add	173

Table, Round, High, Monolithic, Plinth Base



Outer Width	24"
Outer Depth	24"
Outer Height	21"

249-24CMBM

SELF EDGE			
Ash Veneer	Walnut Veneer	Corian®	Laminate
1679	1725	3788	1595

MONOLITHIC TABLE	Corian® Standard in Glacier White Corian® in Carbon or Concrete	add 983
------------------	--	----------------

Specify MB Finish from the Material Worksheet.

GSA SIN 33721

✓ SCS Certified Indoor Advantage

See [Materials & Finishes](#) on page 27

Table, Round, High, Table Top, Plinth Base



Outer Width	24"
Outer Depth	24"
Outer Height	21"

249-24CMB

VENEER SURROUND		
Ash	Walnut	Laminate (Surround)
2068	2114	1985

TABLE TOP	Standard in Corian® in Glacier White	
	Glass	add 17
	Corian® in Carbon or Concrete	add 468
	Marble and Granite	add 827

Specify MB Finish from the Material Worksheet.

GSA SIN 33721

✓ SCS Certified Indoor Advantage

See [Materials & Finishes](#) on page 27

Table, Round, High, Table Top, Legs



Outer Width	24"
Outer Depth	24"
Outer Height	21"

249-24CM

VENEER SURROUND

Ash	Walnut	Laminate (Surround)
2475	2532	2372

TABLE TOP

Standard in Corian® in Glacier White	add	17
Glass	add	468
Corian® in Carbon or Concrete Marble and Granite	add	827

Specify MB Finish from the Material Worksheet.

GSA SIN 33721

✓ SCS Certified Indoor Advantage

See [Materials & Finishes](#) on page 27

LEGS

Metal Standard in Powder Coat	add	173
Metal in Stainless Steel		

Table, Round, High, Monolithic, Legs



Outer Width	24"
Outer Depth	24"
Outer Height	21"

249-24CMM

SELF EDGE

Ash Veneer	Walnut Veneer	Corian® Monolithic	Laminate
1809	1853	3917	1725

Specify MB Finish from the Material Worksheet.

GSA SIN 33721

✓ SCS Certified Indoor Advantage

See [Materials & Finishes](#) on page 27

Table, Round, Low, Monolith, Plinth Base



249-24CLBM

Outer Width	24"
Outer Depth	24"
Outer Height	17.5"
Carton Weight	75 lbs
Carton Volume	7 cu ft

SELF EDGE			
Ash Veneer	Walnut Veneer	Corian®	Laminate
1674	1719	3699	1591

TABLE Standard in Ash Veneer Specify MB Finish from the Material Worksheet.

CORIAN® TOP	Corian® Top, Veneer Surround Standard in Glacier White		
	Corian® Top, Veneer Surround in Carbon or Concrete	add	1014

GSA SIN 33721

✓ SCS Certified Indoor Advantage

See [Materials & Finishes](#) on page 27

CORIAN® MONOLITHIC	Corian® Monolithic Standard in Glacier White		
	Corian® Monolithic in Carbon or Concrete	add	812

Table, Round, Low, Table Top, Plinth Base



249-24CLB

Outer Width	24"
Outer Depth	24"
Outer Height	17.5"
Carton Weight	75 lbs
Carton Volume	7 cu ft

VENEER SURROUND		
Ash	Walnut	Laminate (Surround)
2064	2110	1980

TABLE TOP	Standard in Corian® in Glacier White		
	Glass	add	17
	Corian® in Carbon or Concrete	add	468
	Marble and Granite	add	827

Specify MB Finish from the Material Worksheet.

GSA SIN 33721

✓ SCS Certified Indoor Advantage

See [Materials & Finishes](#) on page 27



249-24CL

Table, Round, Low, Table Top, Legs

Outer Width	24"
Outer Depth	24"
Outer Height	17.5"
Carton Weight	75 lbs
Carton Volume	7 cu ft

VENEER SURROUND

Ash	Walnut	Laminate (Surround)
2471	2527	2367

TABLE TOP	Standard in Corian® in Glacier White		
	Glass	add	17
	Corian® in Carbon or Concrete Marble and Granite	add	468
		add	827
LEGS	Metal Standard in Powder Coat		
	Metal in Stainless Steel	add	173

Specify MB Finish from the Material Worksheet.

GSA SIN 33721

✓ SCS Certified Indoor Advantage

See [Materials & Finishes](#) on page 27



249-24CLM

Table, Round, Low, Monolithic, Legs

Outer Width	24"
Outer Depth	24"
Outer Height	17.5"
Carton Weight	75 lbs
Carton Volume	7 cu ft

SELF EDGE

Ash Veneer	Walnut Veneer	Corian® Monolithic	Laminate
1803	1849	3913	1720

Specify MB Finish from the Material Worksheet.

GSA SIN 33721

✓ SCS Certified Indoor Advantage

See [Materials & Finishes](#) on page 27



249-20SLBM

Table, Square, Low, Monolith, Plinth Base

Outer Width	20"
Outer Depth	20"
Outer Height	17.5"
Carton Weight	75 lbs
Carton Volume	6 cu ft

SELF EDGE			
Ash Veneer	Walnut Veneer	Corian®	Laminate
1357	1403	3053	1289

MONOLITHIC TABLE	Corian® Standard in Glacier White Corian® in Carbon or Concrete	add 1035
------------------	--	-----------------

Specify MB Finish from the Material Worksheet.

GSA SIN 33721

✓ SCS Certified Indoor Advantage

See [Materials & Finishes](#) on page 27



249-20SLB

Table, Square, Low, Table Top, Plinth Base

Outer Width	20"
Outer Depth	20"
Outer Height	17.5"
Carton Weight	75 lbs
Carton Volume	6 cu ft

VENEER SURROUND		
Ash	Walnut	Laminate (Surround)
1694	1739	1626

TABLE TOP	Standard in Corian® in Glacier White	
	Glass	add 19
	Corian® in Carbon or Concrete	add 429
	Marble and Granite	add 730

Specify MB Finish from the Material Worksheet.

GSA SIN 33721

✓ SCS Certified Indoor Advantage

See [Materials & Finishes](#) on page 27



249-20SLM

Table, Square, Low, Monolithic, Legs

Outer Width	20"
Outer Depth	20"
Outer Height	17.5"
Carton Weight	45 lbs
Carton Volume	6 cu ft

SELF EDGE			
Ash Veneer	Walnut Veneer	Corian® Monolithic	Laminate
1487	1531	3182	1418

Specify MB Finish from the Material Worksheet.

GSA SIN 33721

✓ SCS Certified Indoor Advantage

See [Materials & Finishes](#) on page 27



249-20SL

Table, Square, Low, Table Top, Legs

Outer Width	20"
Outer Depth	20"
Outer Height	17.5"
Carton Weight	45 lbs
Carton Volume	6 cu ft

VENEER SURROUND		
Ash	Walnut	Laminate (Surround)
2102	2146	2013

TABLE TOP	Standard in Corian® in Glacier White		
	Glass	add	19
	Corian® in Carbon or Concrete	add	429
	Marble and Granite	add	730

Specify MB Finish from the Material Worksheet.

GSA SIN 33721

✓ SCS Certified Indoor Advantage

See [Materials & Finishes](#) on page 27

Table, Rectangle, Low, Monolithic, Plinth Base



249-25RLBM

Outer Width	14"
Outer Depth	25"
Outer Height	17.5"
Carton Weight	75 lbs
Carton Volume	7 cu ft

SELF EDGE			
Ash Veneer	Walnut Veneer	Corian®	Laminate
1485	1529	3555	1410

MONOLITHIC TABLE	Corian® Standard in Glacier White Corian® in Carbon or Concrete	add 731
------------------	--	----------------

Specify MB Finish from the Material Worksheet.

GSA SIN 33721

✓ SCS Certified Indoor Advantage

See [Materials & Finishes](#) on page 27

Table, Rectangle, Low, Table Top, Plinth Base



249-25RLB

Outer Width	14"
Outer Depth	25"
Outer Height	17.5"
Carton Weight	75 lbs
Carton Volume	7 cu ft

VENEER SURROUND		
Ash	Walnut	Laminate (Surround)
1879	1925	1803

TABLE TOP	Standard in Corian® in Glacier White	
	Glass	add 18
	Corian® in Carbon or Concrete	add 467
	Marble and Granite	add 832

Specify MB Finish from the Material Worksheet.

GSA SIN 33721

✓ SCS Certified Indoor Advantage

See [Materials & Finishes](#) on page 27



249-25RL

Table, Rectangle, Low, Table Top, Legs

Outer Width	14"
Outer Depth	25"
Outer Height	17.5"
Carton Weight	65 lbs
Carton Volume	7 cu ft

VENEER SURROUND

Ash	Walnut	Laminate (Surround)
2286	2331	2191

TABLE TOP

Standard in Corian® in Glacier White		
Glass	add	18
Corian® in Carbon or Concrete	add	467
Marble and Granite	add	832

Specify MB Finish from the Material Worksheet.

GSA SIN 33721

✓ SCS Certified Indoor Advantage

See [Materials & Finishes](#) on page 27

LEGS

Metal Standard in Powder Coat		
Metal in Stainless Steel	add	173



249-25RLM

Table, Rectangle, Low, Table Top, Legs

Outer Width	14"
Outer Depth	25"
Outer Height	17.5"
Carton Weight	65 lbs
Carton Volume	7 cu ft

SELF EDGE

Ash Veneer	Walnut Veneer	Corian® Monolithic	Laminate
1613	1659	3683	1540

Specify MB Finish from the Material Worksheet.

GSA SIN 33721

✓ SCS Certified Indoor Advantage

See [Materials & Finishes](#) on page 27

Coffee Table, Round, Low, Monolithic, Plinth Base



Outer Width	36"
Outer Depth	36"
Outer Height	17.5"

SELF EDGE		
Ash Veneer	Walnut Veneer	Laminate
2325	2433	2209

249-36CLBM

Specify MB Finish from the Material Worksheet.

GSA SIN 33721

✓ SCS Certified Indoor Advantage

See [Materials & Finishes](#) on page 27

Coffee Table, Round, Low, Table Top, Plinth Base



Outer Width	36"
Outer Depth	36"
Outer Height	17.5"

VENEER SURROUND		
Ash	Walnut	Laminate (Surround)
3320	3427	2819

249-36CLB

TABLE TOP	Standard in Corian® in Glacier White	
	Glass	deduct -340
	Corian® in Carbon or Concrete	add 571
	Marble and Granite	add 1896

Specify MB Finish from the Material Worksheet.

GSA SIN 33721

✓ SCS Certified Indoor Advantage

See [Materials & Finishes](#) on page 27

Coffee Table, Round, Low, Table Top, Legs



249-36CL

Outer Width	36"
Outer Depth	36"
Outer Height	17.5"

VENEER SURROUND		
Ash	Walnut	Laminate (Surround)
3726	3834	3590

TABLE TOP	Standard in Corian® in Glacier White		
	Glass	deduct	-340
	Corian® in Carbon or Concrete	add	571
	Marble and Granite	add	1896

Specify MB Finish from the Material Worksheet.

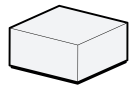
GSA SIN 33721

✓ SCS Certified Indoor Advantage

See [Materials & Finishes](#) on page 27

LEGS	Metal Standard in Powder Coat		
	Metal in Stainless Steel	add	173

Coffee Table, Square, Low, Monolithic, Plinth Base



249-36SLBM

Outer Width	36"
Outer Depth	36"
Outer Height	17.5"
Carton Weight	90 lbs
Carton Volume	17 cu ft

SELF EDGE			
Ash Veneer	Walnut Veneer	Corian®	Laminate
1692	1737	4060	1608

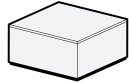
MONOLITHIC TABLE	Corian® Standard in Glacier White		
	Corian® in Carbon or Concrete	add	936

Specify MB Finish from the Material Worksheet.

GSA SIN 33721

✓ SCS Certified Indoor Advantage

See [Materials & Finishes](#) on page 27



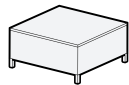
249-36SLB

Coffee Table, Square, Low, Table Top, Plinth Base

Outer Width	36"
Outer Depth	36"
Outer Height	17.5"
Carton Weight	90 lbs
Carton Volume	17 cu ft

VENEER SURROUND		
Ash	Walnut	Laminate (Surround)
2686	2732	2602

TABLE TOP	Standard in Corian® in Glacier White		Specify MB Finish from the Material Worksheet.
	Glass	deduct -360	GSA SIN 33721
	Corian® in Carbon or Concrete	add 571	✓ SCS Certified Indoor Advantage
	Marble and Granite	add 1896	See Materials & Finishes on page 27



249-36SL

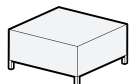
Coffee Table, Square, Low, Table Top, Legs

Outer Width	36"
Outer Depth	36"
Outer Height	17.5"
Carton Weight	75 lbs
Carton Volume	17 cu ft

VENEER SURROUND		
Ash	Walnut	Laminate (Surround)
3093	3201	2990

TABLE TOP	Standard in Corian® in Glacier White		Specify MB Finish from the Material Worksheet.
	Glass	deduct -360	GSA SIN 33721
	Corian® in Carbon or Concrete	add 571	✓ SCS Certified Indoor Advantage
	Marble and Granite	add 1896	See Materials & Finishes on page 27

LEGS	Metal Standard in Powder Coat		
	Metal in Stainless Steel	add 173	



249-36SLM

Coffee Table, Square, Low, Monolithic, Legs

Outer Width	36"
Outer Depth	36"
Outer Height	17.5"
Carton Weight	75 lbs
Carton Volume	17 cu ft

SELF EDGE			
Ash Veneer	Walnut Veneer	Corian® Monolithic	Laminate
2816	2861	5186	2767

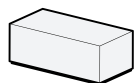
MONOLITHIC TABLE	Corian® Monolithic Standard in Glacier White		
	Corian® Monolithic in Carbon or Concrete	add	1099

Specify MB Finish from the Material Worksheet.

GSA SIN 33721

✓ SCS Certified Indoor Advantage

See [Materials & Finishes](#) on page 27



249-48RLBM

Coffee Table, Rectangle, Low, Monolith Plinth Base

Outer Width	48"
Outer Depth	24"
Outer Height	17.5"
Carton Weight	82 lbs
Carton Volume	15 cu ft

SELF EDGE			
Ash Veneer	Walnut Veneer	Corian®	Laminate
1685	1731	4049	1608

MONOLITHIC TABLE	Corian® Standard in Glacier White		
	Corian® in Carbon or Concrete	add	937

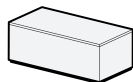
Specify MB Finish from the Material Worksheet.

GSA SIN 33721

✓ SCS Certified Indoor Advantage

See [Materials & Finishes](#) on page 27

Coffee Table, Rectangle, Low, Table Top, Plinth Base



249-48RLB

Outer Width	48"
Outer Depth	24"
Outer Height	17.5"
Carton Weight	82 lbs
Carton Volume	15 cu ft

VENEER SURROUND		
Ash	Walnut	Laminate (Surround)
2669	2713	2591

TABLE TOP	Standard in Corian® in Glacier White		
	Glass	deduct	-360
	Corian® in Carbon or Concrete	add	709
	Marble and Granite	add	1634

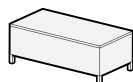
Specify MB Finish from the Material Worksheet.

GSA SIN 33721

✓ SCS Certified Indoor Advantage

See [Materials & Finishes](#) on page 27

Coffee Table, Rectangle, Low, Table Top, Legs



249-48RL

Outer Width	48"
Outer Depth	24"
Outer Height	17.5"
Carton Weight	76 lbs
Carton Volume	15 cu ft

VENEER SURROUND		
Ash	Walnut	Laminate (Surround)
3075	3183	2977

TABLE TOP	Standard in Corian® in Glacier White		
	Glass	deduct	-360
	Corian® in Carbon or Concrete	add	709
	Marble and Granite	add	1634

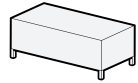
Specify MB Finish from the Material Worksheet.

GSA SIN 33721

✓ SCS Certified Indoor Advantage

See [Materials & Finishes](#) on page 27

LEGS	Metal Standard in Powder Coat		
	Metal in Stainless Steel	add	173



249-48RLM

Coffee Table, Rectangle, Low, Monolithic, Legs

Outer Width	48"
Outer Depth	24"
Outer Height	17.5"
Carton Weight	76 lbs
Carton Volume	15 cu ft

SELF EDGE			
Ash Veneer	Walnut Veneer	Corian® Monolithic	Corian®
2797	2843	5186	2767

MONOLITHIC TABLE	Corian® Monolithic Standard in Glacier White		
	Corian® Monolithic in Carbon or Concrete	add	927

Specify MB Finish from the Material Worksheet.

GSA SIN 33721

✓ SCS Certified Indoor Advantage

See [Materials & Finishes](#) on page 27

Notes

Legs

(Specify Martin Brattrud Finish)

Standard: Powder Coat

[View Powder Coat - Metallics](#)

[View Powder Coat - Neutrals](#)

[View Powder Coat - Color](#)

Custom Powder Coat Finish produced upon receipt of a customer supplied RAL# and fee of \$385 Net, with a minimum order of 10.

Premium: Polished Stainless Steel (**PSS**), or Satin Stainless Steel (**SSS**)

[View Stainless Steel Premiums](#)

Plinth Base

To match table

Table

(Specify Martin Brattrud Finish)

Standard: Ash Veneer

Premium: Walnut Veneer

[View Ash Wood Standard Finishes](#)

[View Walnut Wood Standard Finishes](#)

Custom Wood Finish produced upon receipt of a customer's approved sample match and fee of \$200 Net for each unique finish per order.

Premium: Corian® Monolithic

in Glacier White (**GW**) or Concrete (**CNT**) or Carbon (**CCT**)

[View Corian® Standard Options](#)

Laminate: 90° Edge

[View Laminate Standard Options](#)

Table Top

Wood Veneer as Table

Corian® Standard: Glacier White (**GW**)

Corian® Premium: Concrete (**CNT**) or Carbon (**CCT**), .5" thick

Stone: Black Granite (**BG**) or Carrara Marble (**CM**), .75" thick





















[View Stone Standard Options](#)

(Stone is a natural material with inherent fissures and color patterns.)

Glass: Starphire Clear Glass (**SCG**) or Starphire Glass, Bottom Sandblasted

(**SBS**), .5" thick

Materials & Finishes

Metal	POWDER COAT - COLOR	 CLD Cloud	 CMT Cement	 MTL Gunmetal	 SEA Deep Sea	 VBG Vandenberg	 DNE Dune	
		 CRL Coral	 AGV Agave	 CHR Churro				
	POWDER COAT - NEUTRALS	 SRG Sugar Gloss	 SGM Sugar Matte	 CBG Carbon Gloss	 CBN Carbon Matte			
	POWDER COAT - METALLICS	 SIL Silver	 LD Lead	 BRZ Bronze	 FLI Flint	 MCA Mica		
	STAINLESS STEEL	 PSS Polished Stainless Steel	 SSS Satin Stainless Steel					
Wood	ASH	 ASH1 Shoji	 ASH2 Cinder	 ASH3 Storm	 ASH8 Natural	 ASH9 Coal	 ASH10 Driftwood	
		 ASH11 Burro	 ASH12 Char	 ASH13 Dune	 ASH14 Coral	 ASH15 Agave	 ASH16 Deep Sea	
		 ASH17 Vandenberg						
	WALNUT	 WAL1 Natural	 WAL2 Deep					
Corian®	CORIAN®	 GW Glacier White	 CNT Concrete	 CCT Carbon				
Stone	MARBLE AND GRANITE	 CM Carrara Marble	 BG Black Granite					
Other	LAMINATE	 LMWM White Matte	 LMBM Black Matte					
Glass	GLASS	 SBS Starphire Glass, Bottom Sandblased	 SCG Starphire Clear Glass					

Notes

SEE FINISHES ONLINE

WOOD: <https://martinbrattrud.com/Wood>

METAL & PAINT: <https://martinbrattrud.com/Metal>

CORIAN®: <https://martinbrattrud.com/Corian®>

STONE: <https://martinbrattrud.com/Stone>