

BRISTOL

Martin
/ Bratrud

Pricelist

Effective 12/13/2022

DESIGNED BY MARTIN BRATTRUD STUDIO

The Bristol Collection provides a simple, scalable solution for lobbies, reception areas, cafes and social or collaborative spaces in the office. Offering endless ways to configure a space, Bristol's neat footprint permits application even in smaller spaces. The cushioned back adds postural support—and invites creative upholstery treatments that bring fresh color, pattern and texture to contemporary settings.



LOW BACK	2
HIGH BACK	3
WEDGE	6
BENCHES	7
TABLES	8
COFFEE TABLES	19
MATERIALS & FINISHES	25



247-03L

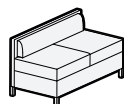
Low Back, Chair, Corner

Single Upholstery		yds	sqft
		3.75	68

Multiple Upholstery	Body, Seat Cushion	3	54
	Lumbar Cushion	0.75	14

Outer Width		25.5"	
Outer Depth		25.5"	
Outer Height		26"	
Seat Height		18"	
Seat Depth		21.5"	
Carton Weight		95 lbs	
Carton Volume		17 cu ft	

COM	COL	MB LEATHER		GRADE-IN FABRICS									
		A	B	1	2	3	4	5	6	7	8	9	
2113	2324	3193	3463	2353	2428	2503	2578	2653	2728	2803	2878	2953	
LEGS		Standard in Powder Coat						Specify MB Finish from the Material Worksheet.					
		Stainless Steel						add		120			
		Hand Rubbed Steel						add		130			
LUMBAR CUSHION		Standard with Lumbar Centered (C)						✓ SCS Certified Indoor Advantage					
		Lumbar Cushion Full (F)						add		0			
		Left Facing (LF)						add		0			
		Right Facing (RF)						add		0			
												See Materials & Finishes on page 25	



247-50L

Low Back, Sofa, Armless

Single Upholstery		yds	sqft
		4.5	81

Outer Width		50"	
Outer Depth		25.5"	
Outer Height		26"	
Seat Height		18"	
Seat Depth		21.5"	
Carton Weight		120 lbs	
Carton Volume		29 cu ft	

COM	COL	MB LEATHER		GRADE-IN FABRICS									
		A	B	1	2	3	4	5	6	7	8	9	
3017	3319	4313	4637	3305	3395	3485	3575	3665	3755	3845	3935	4025	
LEGS		Standard in Powder Coat						Specify MB Finish from the Material Worksheet.					
		Stainless Steel						add		120			
		Hand Rubbed Steel						add		130			
LUMBAR CUSHION		Standard with Lumbar Centered (C)						✓ SCS Certified Indoor Advantage					
		Lumbar Cushion Full (F)						add		0			
		Left Facing (LF)						add		0			
		Right Facing (RF)						add		0			
												See Materials & Finishes on page 25	



248-01HA

High Back, Chair, Arms

Single Upholstery		yds	sqft
		5	90
Multiple Upholstery	Body, Seat & Arms	4.75	86
	Lumbar Cushion	0.75	14
Outer Width		29"	
Outer Depth		25.5"	
Outer Height		30.5"	
Seat Height		18"	
Seat Depth		20.5"	
Arm Height		24"	
Width between Arms		25"	
Carton Weight		95 lbs	
Carton Volume		17 cu ft	

COM	COL	MB LEATHER		GRADE-IN FABRICS								
		A	B	1	2	3	4	5	6	7	8	9
2404	2644	3844	4204	2724	2824	2924	3024	3124	3224	3324	3424	3524

LEGS	Standard in Powder Coat																		Specify MB Finish from the Material Worksheet.
	Stainless Steel							add	120										GSA SIN 71116
	Hand Rubbed Steel							add	130										✓ SCS Certified Indoor Advantage

LUMBAR CUSHION	Standard with Lumbar Centered (C)																		See Materials & Finishes on page 25
	Lumbar Cushion Full (F)							add	0										
	Left Facing (LF)							add	0										
	Right Facing (RF)							add	0										



248-01H

High Back, Chair, No Arms

Single Upholstery		yds	sqft
		3.5	63
Multiple Upholstery	Body, Seat Cushion	3.5	63
	Lumbar Cushion	0.75	14
Outer Width		25"	
Outer Depth		25.5"	
Outer Height		30.5"	
Seat Height		18"	
Seat Depth		20.5"	
Carton Weight		80 lbs	
Carton Volume		16 cu ft	

COM	COL	MB LEATHER		GRADE-IN FABRICS								
		A	B	1	2	3	4	5	6	7	8	9
1942	2136	2950	3202	2166	2236	2306	2376	2446	2516	2586	2656	2726

LEGS	Standard in Powder Coat																		Specify MB Finish from the Material Worksheet.
	Stainless Steel							add	120										GSA SIN 71116
	Hand Rubbed Steel							add	130										✓ SCS Certified Indoor Advantage

LUMBAR CUSHION	Standard with Lumbar Centered (C)																		See Materials & Finishes on page 25
	Lumbar Cushion Full (F)							add	0										
	Left Facing (LF)							add	0										
	Right Facing (RF)							add	0										

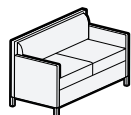


248-03H

High Back, Chair, Corner

Single Upholstery		yds	sqft
		4	72
Multiple Upholstery	Body, Seat Cushion	3	54
	Lumbar Cushion	1	18
Outer Width		25.5"	
Outer Depth		25.5"	
Outer Height		30.5"	
Seat Height		18"	
Seat Depth		20.5"	
Carton Weight		105 lbs	
Carton Volume		16 cu ft	

COM	COL	MB LEATHER		GRADE-IN FABRICS									
		A	B	1	2	3	4	5	6	7	8	9	
2153	2368	3305	3593	2409	2489	2569	2649	2729	2809	2889	2969	3049	
LEGS		Standard in Powder Coat						Specify MB Finish from the Material Worksheet.					
		Stainless Steel						add 120					
		Hand Rubbed Steel						add 130					
LUMBAR CUSHION		Standard with Lumbar Centered (C)						√ SCS Certified Indoor Advantage					
		Lumbar Cushion Full (F)						add 0					
		Left Facing (LF)						add 0					
		Right Facing (RF)						add 0					
								See Materials & Finishes on page 25					

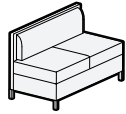


248-50HA

High Back, Sofa, Arms

Single Upholstery		yds	sqft
		7	126
Multiple Upholstery	Body, Seat & Arms	6.5	117
	Lumbar Cushion	1	18
Outer Width		54"	
Outer Depth		25.5"	
Outer Height		30.5"	
Seat Height		18"	
Seat Depth		20.5"	
Arm Height		24"	
Width between Arms		50"	
Carton Weight		130 lbs	
Carton Volume		32 cu ft	

COM	COL	MB LEATHER		GRADE-IN FABRICS									
		A	B	1	2	3	4	5	6	7	8	9	
3580	3938	5596	6100	4028	4168	4308	4448	4588	4728	4868	5008	5148	
LEGS		Standard in Powder Coat						Specify MB Finish from the Material Worksheet.					
		Stainless Steel						add 120					
		Hand Rubbed Steel						add 130					
LUMBAR CUSHION		Standard with Lumbar Centered (C)						√ SCS Certified Indoor Advantage					
		Lumbar Cushion Full (F)						add 0					
		Left Facing (LF)						add 0					
		Right Facing (RF)						add 0					
								See Materials & Finishes on page 25					



248-50H

High Back, Sofa, Armless

Single Upholstery		yds	sqft
		5	90

Multiple Upholstery	Body, Seat Cushion	4.5	81
	Lumbar Cushion	1	18

Outer Width		50"	
Outer Depth		25.5"	
Outer Height		30.5"	
Seat Height		18"	
Seat Depth		20.5"	
Carton Weight		125 lbs	
Carton Volume		29 cu ft	

		MB LEATHER		GRADE-IN FABRICS								
COM	COL	A	B	1	2	3	4	5	6	7	8	9
3117	3429	4557	4917	3437	3537	3637	3737	3837	3937	4037	4137	4237

LEGS		Standard in Powder Coat						Specify MB Finish from the Material Worksheet.				
		Stainless Steel						add 120				
		Hand Rubbed Steel						add 130				

LUMBAR CUSHION		Standard with Lumbar Centered (C)						✓ SCS Certified Indoor Advantage				
		Lumbar Cushion Full (F)						add 0				
		Left Facing (LF)						add 0				
		Right Facing (RF)						add 0				

See Materials & Finishes on page 25												



247-41LO

Wedge, Low Back, Outside Back, Centered Lumbar

Single Upholstery		yds	sqft
		4.5	81
Multiple Upholstery	Body, Seat Cushion	4.5	81
	Lumbar Cushion	0.5	9
Outer Width		41.5"	
Outer Depth		25.5"	
Outer Height		26"	
Seat Height		18"	
Seat Depth		21.5"	
Carton Weight		130 lbs	
Carton Volume		26 cu ft	

COM	COL	MB LEATHER		GRADE-IN FABRICS									
		A	B	1	2	3	4	5	6	7	8	9	
3363	3699	4659	4983	3651	3741	3831	3921	4011	4101	4191	4281	4371	
LEGS		Standard in Powder Coat						Specify MB Finish from the Material Worksheet.					
		Stainless Steel						add 120					
		Hand Rubbed Steel						add 130					
LUMBAR CUSHION		Standard with Lumbar Centered (C)						✓ SCS Certified Indoor Advantage					
		Lumbar Cushion Full (F)						add 0					
		Left Facing (LF)						add 0					
		Right Facing (RF)						add 0					

GSA SIN 71116

See [Materials & Finishes](#) on page 25

See [Materials & Finishes](#) on page 25



248-41HO

Wedge, High Back, Outside Back, Centered Lumbar

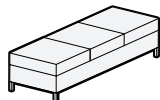
Single Upholstery		yds	sqft
		5	90
Multiple Upholstery	Body, Seat Cushion	4.5	81
	Lumbar Cushion	0.75	14
Outer Width		41.5"	
Outer Depth		25.5"	
Outer Height		30.5"	
Seat Height		18"	
Seat Depth		20.5"	
Carton Weight		140 lbs	
Carton Volume		29 cu ft	

COM	COL	MB LEATHER		GRADE-IN FABRICS									
		A	B	1	2	3	4	5	6	7	8	9	
3460	3806	4900	5260	3780	3880	3980	4080	4180	4280	4380	4480	4580	
LEGS		Standard in Powder Coat						Specify MB Finish from the Material Worksheet.					
		Stainless Steel						add 120					
		Hand Rubbed Steel						add 130					
LUMBAR CUSHION		Standard with Lumbar Centered (C)						✓ SCS Certified Indoor Advantage					
		Lumbar Cushion Full (F)						add 0					
		Left Facing (LF)						add 0					
		Right Facing (RF)						add 0					

GSA SIN 71116

See [Materials & Finishes](#) on page 25

See [Materials & Finishes](#) on page 25



247-76B

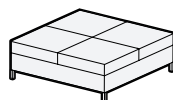
Bench, 76" Bench, Rectangle

Single Upholstery	yds	sqft
	4.75	86
.....		
Outer Width	76.5"	
Outer Depth	25.5"	
Outer Height	18"	
Seat Height	18"	
Carton Weight	94 lbs	
Carton Volume	26 cu ft	

COM	COL	MB LEATHER		GRADE-IN FABRICS								
		A	B	1	2	3	4	5	6	7	8	9
3599	3959	4967	5309	3903	3998	4093	4188	4283	4378	4473	4568	4663

LEGS Standard in Powder Coat
 Stainless Steel add **120**
 Hand Rubbed Steel add **130**

Specify MB Finish from the Material Worksheet.
 GSA SIN 71116
 ✓ SCS Certified Indoor Advantage
 See [Materials & Finishes](#) on page 25



247-52BS

Bench, 52" Square

Single Upholstery	yds	sqft
	5.5	99
.....		
Outer Width	52"	
Outer Depth	52"	
Outer Height	18"	
Seat Height	18"	

COM	COL	MB LEATHER		GRADE-IN FABRICS								
		A	B	1	2	3	4	5	6	7	8	9
4554	5009	6138	6534	4906	5016	5126	5236	5346	5456	5566	5676	5786

Specify MB Finish from the Material Worksheet.
 GSA SIN 71116
 ✓ SCS Certified Indoor Advantage
 See [Materials & Finishes](#) on page 25



249-20CLBM

Table, Round, Low, Monolithic, Plinth Base

Outer Width	20"
Outer Depth	20"
Outer Height	17.5"
Carton Weight	65 lbs
Carton Volume	6 cu ft

VENEER			
Ash	Walnut	Corian®	Laminate
1445	1487	2974	1373

MONOLITHIC TABLE	Corian® Standard in Glacier White Corian® in Carbon or Concrete	add	714
------------------	--	-----	-----

Specify MB Finish from the Material Worksheet.

GSA SIN 71116

✓ SCS Certified Indoor Advantage

See [Materials & Finishes](#) on page 25



249-20CLB

Table, Round, Low, Table Top, Plinth Base

Outer Width	20"
Outer Depth	20"
Outer Height	17.5"
Carton Weight	65 lbs
Carton Volume	6 cu ft

VENEER SURROUND		
Ash	Walnut	Laminate (Surround)
1759	1801	1687

TABLE TOP	Standard in Corian® in Glacier White		
	Glass	add	11
	Corian® in Carbon or Concrete	add	398
	Marble and Granite	add	678

Specify MB Finish from the Material Worksheet.

GSA SIN 71116

✓ SCS Certified Indoor Advantage

See [Materials & Finishes](#) on page 25



249-20CLM

Table, Round, Low, Monolithic, Legs

Outer Width	20"
Outer Depth	20"
Outer Height	17.5"
Carton Weight	65 lbs
Carton Volume	6 cu ft

VENEER			
Ash	Walnut	Corian® Monolithic	Laminate
1565	1607	3094	1493

LEGS			
	Metal Standard in Powder Coat		
	Metal in Hand Rubbed Steel	add	130
	Metal in Stainless Steel	add	160

Specify MB Finish from the Material Worksheet.

GSA SIN 71116

✓ SCS Certified Indoor Advantage

See [Materials & Finishes](#) on page 25



249-20CL

Table, Round, Low, Table Top, Legs

Outer Width	20"
Outer Depth	20"
Outer Height	17.5"
Carton Weight	65 lbs
Carton Volume	6 cu ft

Specify MB Finish from the Material Worksheet.

GSA SIN 71116

✓ SCS Certified Indoor Advantage

See [Materials & Finishes](#) on page 25

Table, Round, High, Monolithic, Plinth Base



Outer Width	20"
Outer Depth	20"
Outer Height	21"

249-20CMBM

VENEER			
Ash	Walnut	Corian®	Laminate
1449	1491	3148	1377

MONOLITHIC TABLE	Corian® Standard in Glacier White Corian® in Carbon or Concrete	add 682
------------------	--	----------------

Specify MB Finish from the Material Worksheet.

GSA SIN 71116

✓ SCS Certified Indoor Advantage

See [Materials & Finishes](#) on page 25

Table, Round, High, Table Top, Plinth Base



Outer Width	20"
Outer Depth	20"
Outer Height	21"

249-20CMB

VENEER SURROUND		
Ash	Walnut	Laminate (Surround)
1763	1805	1691

TABLE TOP	Standard in Corian® in Glacier White Glass Corian® in Carbon or Concrete Marble and Granite	add 11 add 398 add 678
-----------	--	---

Specify MB Finish from the Material Worksheet.

GSA SIN 71116

✓ SCS Certified Indoor Advantage

See [Materials & Finishes](#) on page 25



Table, Round, High, Monolith, Legs

Outer Width	20"
Outer Depth	20"
Outer Height	21"

249-20CMM

VENEER			
Ash	Walnut	Corian® Monolithic	Laminate
1569	1611	3098	1497

Specify MB Finish from the Material Worksheet.

GSA SIN 71116

✓ SCS Certified Indoor Advantage

See [Materials & Finishes](#) on page 25



Table, Round, High, Table Top, Legs

Outer Width	20"
Outer Depth	20"
Outer Height	21"

249-20CM

VENEER SURROUND		
Ash	Walnut	Laminate (Surround)
2141	2183	2050

TABLE TOP			
Standard in Corian® in Glacier White			
Glass		add	11
Corian® in Carbon or Concrete		add	398
Marble and Granite		add	678

Specify MB Finish from the Material Worksheet.

GSA SIN 71116

✓ SCS Certified Indoor Advantage

See [Materials & Finishes](#) on page 25

LEGS			
Metal Standard in Powder Coat			
Metal in Hand Rubbed Steel		add	130
Metal in Stainless Steel		add	160

Table, Round, High, Monolithic, Plinth Base



Outer Width	24"
Outer Depth	24"
Outer Height	21"

249-24CMBM

VENEER			
Ash	Walnut	Corian®	Laminate
1559	1601	3518	1481

MONOLITHIC TABLE	Corian® Standard in Glacier White Corian® in Carbon or Concrete	add 912
------------------	--	----------------

Specify MB Finish from the Material Worksheet.

GSA SIN 71116

✓ SCS Certified Indoor Advantage

See [Materials & Finishes](#) on page 25

Table, Round, High, Table Top, Plinth Base



Outer Width	24"
Outer Depth	24"
Outer Height	21"

249-24CMB

VENEER SURROUND		
Ash	Walnut	Laminate (Surround)
1921	1963	1843

TABLE TOP	Standard in Corian® in Glacier White	
	Glass	add 15
	Corian® in Carbon or Concrete	add 434
	Marble and Granite	add 768

Specify MB Finish from the Material Worksheet.

GSA SIN 71116

✓ SCS Certified Indoor Advantage

See [Materials & Finishes](#) on page 25

Table, Round, High, Table Top, Legs



249-24CM

Outer Width	24"
Outer Depth	24"
Outer Height	21"

VENEER SURROUND			
Ash	Walnut	Laminate (Surround)	
2299	2351	2202	

TABLE TOP	Standard in Corian® in Glacier White		
	Glass	add	15
	Corian® in Carbon or Concrete	add	434
	Marble and Granite	add	768

Specify MB Finish from the Material Worksheet.

GSA SIN 71116

✓ SCS Certified Indoor Advantage

See [Materials & Finishes](#) on page 25

LEGS	Metal Standard in Powder Coat		
	Metal in Hand Rubbed Steel	add	130
	Metal in Stainless Steel	add	160

Table, Round, Low, Monolith, Plinth Base



249-24CLBM

Outer Width	24"
Outer Depth	24"
Outer Height	17.5"
Carton Weight	75 lbs
Carton Volume	7 cu ft

VENEER			
Ash	Walnut	Corian®	Laminate
1554	1596	3435	1477

TABLE	Standard in Ash Veneer		
CORIAN® TOP	Corian® Top, Veneer Surround Standard in Glacier White		
	Corian® Top, Veneer Surround in Carbon or Concrete	add	941

Specify MB Finish from the Material Worksheet.

GSA SIN 71116

✓ SCS Certified Indoor Advantage

See [Materials & Finishes](#) on page 25

CORIAN® MONOLITHIC	Corian® Monolithic Standard in Glacier White		
	Corian® Monolithic in Carbon or Concrete	add	753

Table, Round, Low, Table Top, Plinth Base



249-24CLB

Outer Width	24"
Outer Depth	24"
Outer Height	17.5"
Carton Weight	75 lbs
Carton Volume	7 cu ft

VENEER SURROUND		
Ash	Walnut	Laminate (Surround)
1917	1959	1839

TABLE TOP	Standard in Corian® in Glacier White		
	Glass	add	15
	Corian® in Carbon or Concrete	add	434
	Marble and Granite	add	768

Specify MB Finish from the Material Worksheet.

GSA SIN 71116

✓ SCS Certified Indoor Advantage

See [Materials & Finishes](#) on page 25

Table, Round, Low, Table Top, Legs



249-24CL

Outer Width	24"
Outer Depth	24"
Outer Height	17.5"
Carton Weight	75 lbs
Carton Volume	7 cu ft

VENEER SURROUND		
Ash	Walnut	Laminate (Surround)
2295	2347	2198

TABLE TOP	Standard in Corian® in Glacier White		
	Glass	add	15
	Corian® in Carbon or Concrete	add	434
	Marble and Granite	add	768

Specify MB Finish from the Material Worksheet.

GSA SIN 71116

✓ SCS Certified Indoor Advantage

See [Materials & Finishes](#) on page 25

LEGS	Metal Standard in Powder Coat		
	Metal in Hand Rubbed Steel	add	130
	Metal in Stainless Steel	add	160



249-20SLBM

Table, Square, Low, Monolith, Plinth Base

Outer Width	20"
Outer Depth	20"
Outer Height	17.5"
Carton Weight	75 lbs
Carton Volume	6 cu ft

VENEER			
Ash	Walnut	Corian®	Laminate
1260	1302	2835	1197

MONOLITHIC TABLE	Corian® Standard in Glacier White Corian® in Carbon or Concrete	add	961
------------------	--	-----	-----

Specify MB Finish from the Material Worksheet.

GSA SIN 71116

✓ SCS Certified Indoor Advantage

See [Materials & Finishes](#) on page 25



249-20SLB

Table, Square, Low, Table Top, Plinth Base

Outer Width	20"
Outer Depth	20"
Outer Height	17.5"
Carton Weight	75 lbs
Carton Volume	6 cu ft

VENEER SURROUND		
Ash	Walnut	Laminate (Surround)
1573	1615	1510

TABLE TOP	Standard in Corian® in Glacier White		
	Glass	add	17
	Corian® in Carbon or Concrete	add	398
	Marble and Granite	add	677

Specify MB Finish from the Material Worksheet.

GSA SIN 71116

✓ SCS Certified Indoor Advantage

See [Materials & Finishes](#) on page 25



249-20SLM

Table, Square, Low, Monolithic, Legs

Outer Width	20"
Outer Depth	20"
Outer Height	17.5"
Carton Weight	45 lbs
Carton Volume	6 cu ft

VENEER			
Ash	Walnut	Corian® Monolithic	Laminate
1380	1422	2955	1317

Specify MB Finish from the Material Worksheet.

GSA SIN 71116

✓ SCS Certified Indoor Advantage

See [Materials & Finishes](#) on page 25



249-20SL

Table, Square, Low, Table Top, Legs

Outer Width	20"
Outer Depth	20"
Outer Height	17.5"
Carton Weight	45 lbs
Carton Volume	6 cu ft

VENEER SURROUND		
Ash	Walnut	Laminate (Surround)
1951	1993	1869

TABLE TOP	Standard in Corian® in Glacier White		
	Glass	add	17
	Corian® in Carbon or Concrete	add	398
	Marble and Granite	add	677

Specify MB Finish from the Material Worksheet.

GSA SIN 71116

✓ SCS Certified Indoor Advantage

See [Materials & Finishes](#) on page 25

Table, Rectangle, Low, Monolithic, Plinth Base



249-25RLBM

Outer Width	14"
Outer Depth	25"
Outer Height	17.5"
Carton Weight	75 lbs
Carton Volume	7 cu ft

VENEER			
Ash	Walnut	Corian®	Laminate
1378	1420	3301	1309

MONOLITHIC TABLE	Corian® Standard in Glacier White Corian® in Carbon or Concrete	add 678
------------------	--	----------------

Specify MB Finish from the Material Worksheet.

GSA SIN 71116

✓ SCS Certified Indoor Advantage

See [Materials & Finishes](#) on page 25

Table, Rectangle, Low, Table Top, Plinth Base



249-25RLB

Outer Width	14"
Outer Depth	25"
Outer Height	17.5"
Carton Weight	75 lbs
Carton Volume	7 cu ft

VENEER SURROUND		
Ash	Walnut	Laminate (Surround)
1745	1787	1675

TABLE TOP	Standard in Corian® in Glacier White	
	Glass	add 16
	Corian® in Carbon or Concrete	add 433
	Marble and Granite	add 772

Specify MB Finish from the Material Worksheet.

GSA SIN 71116

✓ SCS Certified Indoor Advantage

See [Materials & Finishes](#) on page 25

BRISTOL

Martin
/ Bratrud



249-25RL

Table, Rectangle, Low, Table Top, Legs

Outer Width	14"
Outer Depth	25"
Outer Height	17.5"
Carton Weight	65 lbs
Carton Volume	7 cu ft

VENEER SURROUND

Ash	Walnut	Laminate (Surround)
2123	2165	2034

TABLE TOP	Standard in Corian® in Glacier White		
	Glass	add	16
	Corian® in Carbon or Concrete	add	433
	Marble and Granite	add	772

Specify MB Finish from the Material Worksheet.

GSA SIN 71116

✓ SCS Certified Indoor Advantage

See [Materials & Finishes](#) on page 25

LEGS	Metal Standard in Powder Coat		
	Metal in Hand Rubbed Steel	add	130
	Metal in Stainless Steel	add	160

Coffee Table, Round, Low, Monolithic, Plinth Base



Outer Width	36"
Outer Depth	36"
Outer Height	17.5"

VENEER		
Ash	Walnut	Laminate
2159	2259	2051

249-36CLBM

Specify MB Finish from the Material Worksheet.

GSA SIN 71116

✓ SCS Certified Indoor Advantage

See [Materials & Finishes](#) on page 25

Coffee Table, Round, Low, Table Top, Plinth Base



Outer Width	36"
Outer Depth	36"
Outer Height	17.5"

VENEER SURROUND		
Ash	Walnut	Laminate (Surround)
3083	3183	2618

249-36CLB

TABLE TOP	Standard in Corian® in Glacier White	
	Glass	deduct -340
	Corian® in Carbon or Concrete	add 529
	Marble and Granite	add 1760

Specify MB Finish from the Material Worksheet.

GSA SIN 71116

✓ SCS Certified Indoor Advantage

See [Materials & Finishes](#) on page 25

Coffee Table, Round, Low, Table Top, Legs



249-36CL

Outer Width	36"
Outer Depth	36"
Outer Height	17.5"

VENEER SURROUND		
Ash	Walnut	Laminate (Surround)
3461	3561	3334

TABLE TOP	Standard in Corian® in Glacier White		
	Glass	deduct	-340
	Corian® in Carbon or Concrete	add	529
	Marble and Granite	add	1760

Specify MB Finish from the Material Worksheet.

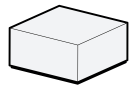
GSA SIN 71116

✓ SCS Certified Indoor Advantage

See [Materials & Finishes](#) on page 25

LEGS	Metal Standard in Powder Coat		
	Metal in Hand Rubbed Steel	add	130
	Metal in Stainless Steel	add	160

Coffee Table, Square, Low, Monolithic, Plinth Base



249-36SLBM

Outer Width	36"
Outer Depth	36"
Outer Height	17.5"
Carton Weight	90 lbs
Carton Volume	17 cu ft

VENEER			
Ash	Walnut	Corian®	Laminate
1571	1613	3771	1493

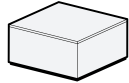
MONOLITHIC TABLE	Corian® Standard in Glacier White		
	Corian® in Carbon or Concrete	add	869

Specify MB Finish from the Material Worksheet.

GSA SIN 71116

✓ SCS Certified Indoor Advantage

See [Materials & Finishes](#) on page 25



249-36SLB

Coffee Table, Square, Low, Table Top, Plinth Base

Outer Width	36"
Outer Depth	36"
Outer Height	17.5"
Carton Weight	90 lbs
Carton Volume	17 cu ft

VENEER SURROUND		
Ash	Walnut	Laminate (Surround)
2495	2537	2417

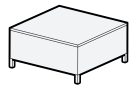
TABLE TOP	Standard in Corian® in Glacier White		Specify MB Finish from the Material Worksheet.
	Glass	deduct -360	GSA SIN 71116
	Corian® in Carbon or Concrete	add 529	✓ SCS Certified Indoor Advantage
	Marble and Granite	add 1760	See Materials & Finishes on page 25

Specify MB Finish from the Material Worksheet.

GSA SIN 71116

✓ SCS Certified Indoor Advantage

See [Materials & Finishes](#) on page 25



249-36SL

Coffee Table, Square, Low, Table Top, Legs

Outer Width	36"
Outer Depth	36"
Outer Height	17.5"
Carton Weight	75 lbs
Carton Volume	17 cu ft

VENEER SURROUND		
Ash	Walnut	Laminate (Surround)
2873	2973	2776

TABLE TOP	Standard in Corian® in Glacier White		Specify MB Finish from the Material Worksheet.
	Glass	deduct -360	GSA SIN 71116
	Corian® in Carbon or Concrete	add 529	✓ SCS Certified Indoor Advantage
	Marble and Granite	add 1760	See Materials & Finishes on page 25

Specify MB Finish from the Material Worksheet.

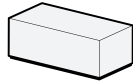
GSA SIN 71116

✓ SCS Certified Indoor Advantage

See [Materials & Finishes](#) on page 25

LEGS	Metal Standard in Powder Coat		
	Metal in Hand Rubbed Steel	add 130	
	Metal in Stainless Steel	add 160	

Coffee Table, Rectangle, Low, Monolith Plinth Base



249-48RLBM

Outer Width	48"
Outer Depth	24"
Outer Height	17.5"
Carton Weight	82 lbs
Carton Volume	15 cu ft

VENEER			
Ash	Walnut	Corian®	Laminate
1565	1607	3761	1493

MONOLITHIC TABLE	Corian® Standard in Glacier White Corian® in Carbon or Concrete	add 870
------------------	--	----------------

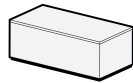
Specify MB Finish from the Material Worksheet.

GSA SIN 71116

✓ SCS Certified Indoor Advantage

See [Materials & Finishes](#) on page 25

Coffee Table, Rectangle, Low, Table Top, Plinth Base



249-48RLB

Outer Width	48"
Outer Depth	24"
Outer Height	17.5"
Carton Weight	82 lbs
Carton Volume	15 cu ft

VENEER SURROUND		
Ash	Walnut	Laminate (Surround)
2478	2520	2406

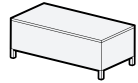
TABLE TOP	Standard in Corian® in Glacier White	
	Glass	deduct -360
	Corian® in Carbon or Concrete	add 658
	Marble and Granite	add 1517

Specify MB Finish from the Material Worksheet.

GSA SIN 71116

✓ SCS Certified Indoor Advantage

See [Materials & Finishes](#) on page 25



249-48RL

Coffee Table, Rectangle, Low, Table Top, Legs

Outer Width	48"
Outer Depth	24"
Outer Height	17.5"
Carton Weight	76 lbs
Carton Volume	15 cu ft

VENEER SURROUND

Ash	Walnut	Laminate (Surround)
2856	2956	2765

TABLE TOP	Standard in Corian® in Glacier White	
	Glass	deduct -360
	Corian® in Carbon or Concrete	add 658
	Marble and Granite	add 1517

LEGS	Metal Standard in Powder Coat	
	Metal in Hand Rubbed Steel	add 130
	Metal in Stainless Steel	add 160

Specify MB Finish from the Material Worksheet.

GSA SIN 71116

✓ SCS Certified Indoor Advantage

See [Materials & Finishes](#) on page 25

Notes

Legs

(Specify Martin Brattrud Finish)

Standard: Powder Coat

[View Powder Coat - Metallics](#)

[View Powder Coat - Neutrals](#)

[View Powder Coat - Color](#)

Custom Powder Coat Finish produced upon receipt of a customer supplied RAL# and fee of \$385 Net, with a minimum order of 10.

Premium: Polished Stainless Steel (**PSS**), or Satin Stainless Steel (**SSS**)

[View Stainless Steel Premiums](#)

Premium: Hand Rubbed Steel in Brushed Bronze (**BBZ**), Oiled Bronze (**OBZ**), Charcoal (**CS**) or Black (**BS**)

[View Hand Rubbed Steel Premiums](#)

Hand rubbed finishes are lacquer sealed.

Plinth Base

To match table

Table

(Specify Martin Brattrud Finish)

Standard: Ash Veneer

Premium: Walnut Veneer

[View Ash Wood Standard Finishes](#)

[View Walnut Wood Standard Finishes](#)

Custom Wood Finish produced upon receipt of a customer's approved sample match and fee of \$200 Net for each unique finish per order.

Premium: Corian® Monolithic

in Glacier White (**GW**) or Concrete (**CNT**) or Carbon (**CCT**)

[View Corian® Standard Options](#)

Laminate: 90° Edge

[View Laminate Standard Options](#)

Table Top

Wood Veneer as Table

Corian® Standard: Glacier White (**GW**)

Corian® Premium: Concrete (**CNT**) or Carbon (**CCT**), .5" thick









































Stone: Black Granite (**BG**) or Carrara Marble (**CM**), .75" thick

[View Stone Standard Options](#)

(Stone is a natural material with inherent fissures and color patterns.)

Glass: Starphire Clear Glass (**SCG**) or Starphire Glass, Bottom Sandblasted (**SBS**), .5" thick

Materials & Finishes

Metal	POWDER COAT - COLOR	 CLD Cloud	 CMT Cement	 MTL Gunmetal	 FLX Flax	 FST Firesticks	 SEA Deep Sea	
		 VBG Vandenberg						
	POWDER COAT - NEUTRALS	 SRG Sugar Gloss	 SGM Sugar Matte	 CBG Carbon Gloss	 CBN Carbon Matte			
	POWDER COAT - METALLICS	 SIL Silver	 LD Lead	 BRZ Bronze				
	STAINLESS STEEL	 PSS Polished Stainless Steel	 SSS Satin Stainless Steel					
HAND RUBBED STEEL	 BBZ Brushed Bronze	 OBZ Oiled Bronze	 CS Charcoal	 BS Black				
Wood	ASH	 ASH1 Shoji	 ASH2 Cinder	 ASH3 Storm	 ASH4 Dirty Martini	 ASH5 Terracotta	 ASH6 Cove	
		 ASH7 Jalama	 ASH8 Natural	 ASH9 Coal				
	WALNUT	 WAL1 Natural	 WAL2 Deep					
Corian®	CORIAN®	 GW Glacier White	 CNT Concrete	 CCT Carbon				
Stone	MARBLE AND GRANITE	 CM Carrara Marble	 BG Black Granite					
Other	LAMINATE	 LMWM White Matte	 LMBM Black Matte					
Glass	GLASS	 SBS Starphire Glass, Bottom Sandblasted	 SCG Starphire Clear Glass					

Notes

SEE FINISHES ONLINE

WOOD: <https://martinbrattrud.com/Wood>

METAL & PAINT: <https://martinbrattrud.com/Metal>

CORIAN®: <https://martinbrattrud.com/Corian®>

STONE: <https://martinbrattrud.com/Stone>