

CARDIFF

Martin
/ Bratrud

Pricelist

Effective 01/07/2025

DESIGNED BY

Flowing seamlessly from the vertical to the horizontal plane, the Cardiff series shows off the quality of Martin Bratrud craftsmanship. Seats rest on a sculpted wood base with tapered legs crafted of solid maple, solid ash, or solid walnut. Cardiff is available as a Lounge Chair, a Side Chair, a Bar or Counter Height Stool, and a Settee.



BAR STOOLS	2
STOOLS	3
LOUNGE	4
SIDE CHAIRS	6
MATERIALS & FINISHES	8

CARDIFF

Martin / Bratrud



1060-10

Bar Stool, Bar Height

Single Upholstery	yds	sqft
	1.5	27

Outer Width		19"
Outer Depth		19.5"
Outer Height		41.5"
Seat Height		31"
Seat Depth		16"
Carton Weight		35 lbs
Carton Volume		12 cu ft

COM	COL	MB LEATHER		GRADE-IN FABRICS								
		A	B	1	2	3	4	5	6	7	8	9
2490	2739	2922	3030	2586	2616	2646	2676	2706	2736	2766	2796	2826

WOOD BASE	Standard in Ash											GSA SIN 33721
	Maple						add	0				✓ SCS Certified Indoor Advantage
	Walnut						add	294				See Materials & Finishes on page 8
METAL STRETCHER	Standard in Powder Coat											
	Stainless Steel						add	106				



1060-11

Bar Stool, Bar Height, Backless

Single Upholstery	yds	sqft
	0.75	14

Outer Width		19"
Outer Depth		19"
Outer Height		31"
Seat Height		31"
Carton Weight		30 lbs
Carton Volume		9 cu ft

COM	COL	MB LEATHER		GRADE-IN FABRICS								
		A	B	1	2	3	4	5	6	7	8	9
2294	2523	2510	2564	2342	2357	2372	2387	2402	2417	2432	2447	2462

WOOD BASE	Standard in Ash												GSA SIN 33721
	Maple						add	0					✓ SCS Certified Indoor Advantage
	Walnut						add	294					See Materials & Finishes on page 8
METAL STRETCHER	Standard in Powder Coat												
	Stainless Steel						add	106					



1060-10C

Stool, Counter Height Stool

Single Upholstery	yds	sqft
	1.5	27

Outer Width		19.5"
Outer Depth		19.5"
Outer Height		35.5"
Seat Height		26"
Seat Depth		16"
Arm Height		29.5"
Carton Weight		32 lbs
Carton Volume		11 cu ft

COM	COL	MB LEATHER		GRADE-IN FABRICS								
		A	B	1	2	3	4	5	6	7	8	9
2439	2683	2871	2979	2535	2565	2595	2625	2655	2685	2715	2745	2775
WOOD BASE		Standard in Ash						GSA SIN 33721				
		Maple						add 0				
		Walnut						add 274				
METAL STRETCHER		Standard in Powder Coat						See Materials & Finishes on page 8				
		Stainless Steel						add 106				



1060-11C

Stool, Counter Height Stool, Backless

Single Upholstery	yds	sqft
	0.75	14

Outer Width		19"
Outer Depth		19"
Outer Height		26"
Seat Height		26"
Carton Weight		28 lbs
Carton Volume		8 cu ft

COM	COL	MB LEATHER		GRADE-IN FABRICS								
		A	B	1	2	3	4	5	6	7	8	9
2267	2494	2483	2537	2315	2330	2345	2360	2375	2390	2405	2420	2435
WOOD BASE		Standard in Ash						GSA SIN 33721				
		Maple						add 0				
		Walnut						add 274				
METAL STRETCHER		Standard in Powder Coat						See Materials & Finishes on page 8				
		Stainless Steel						add 106				



1060-01

Lounge, Lounge Chair

Single Upholstery		yds	sqft
		5.5	99

Multiple Upholstery	Body & Seat Cushion	5.25	95
	Back Cushion	1	18

Outer Width			31"
Outer Depth			32"
Outer Height			34"
Seat Height			17"
Arm Height			20"
Carton Weight			65 lbs
Carton Volume			24 cu ft

COM	COL	MB LEATHER		GRADE-IN FABRICS								
		A	B	1	2	3	4	5	6	7	8	9
3065	3372	4649	5045	3417	3527	3637	3747	3857	3967	4077	4187	4297

WOOD BASE	Standard in Ash												GSA SIN 33721
	Maple						add	0					✓ SCS Certified Indoor Advantage
	Walnut						add	367					See Materials & Finishes on page 8



1060-01HB

Lounge, High Back Lounge

Single Upholstery		yds	sqft
		5.5	99

Multiple Upholstery	Body & Seat Cushion	5.25	95
	Back Cushion	1	18

Outer Width			31"
Outer Depth			33"
Outer Height			40"
Seat Height			17"
Arm Height			21"
Carton Weight			68 lbs
Carton Volume			29 cu ft

COM	COL	MB LEATHER		GRADE-IN FABRICS								
		A	B	1	2	3	4	5	6	7	8	9
3447	3792	5031	5427	3799	3909	4019	4129	4239	4349	4459	4569	4679

WOOD BASE	Standard in Ash												GSA SIN 33721
	Maple						add	0					✓ SCS Certified Indoor Advantage
	Walnut						add	367					See Materials & Finishes on page 8

CARDIFF

Martin
/ Bratrud



1060-58

Lounge, Settee

Single Upholstery	yds	sqft
	7.75	140

Outer Width		58"
Outer Depth		34"
Outer Height		34"
Seat Height		17"
Arm Height		20"

COM	COL	MB LEATHER		GRADE-IN FABRICS								
		A	B	1	2	3	4	5	6	7	8	9
6800	7480	9032	9590	7296	7451	7606	7761	7916	8071	8226	8381	8536

WOOD BASE	Standard in Ash											GSA SIN 33721
	Maple						add	0				✓ SCS Certified Indoor Advantage
	Walnut						add	706				See Materials & Finishes on page 8

CARDIFF

Martin
/ Bratrud



1060-04

Side Chair

Single Upholstery	yds	sqft
	2	36

Outer Width		22"
Outer Depth		24"
Outer Height		33"
Seat Height		19"
Seat Depth		17.5"
Carton Weight		38 lbs
Carton Volume		18 cu ft

COM	COL	MB LEATHER		GRADE-IN FABRICS								
		A	B	1	2	3	4	5	6	7	8	9
2140	2354	2716	2860	2268	2308	2348	2388	2428	2468	2508	2548	2588

WOOD BASE	Standard in Ash											GSA SIN 33721
	Maple						add	0				√ SCS Certified Indoor Advantage
	Walnut						add	130				See Materials & Finishes on page 8

Notes

Solid Wood Base

(Specify Martin Brattrud Finish)

Standard: Solid Wood Ash

No Charge Option: Solid Wood Maple

Premium: Solid Wood Walnut

[View Ash Wood Standard Finishes](#)

[View Maple Wood Standard Finishes](#)

[View Walnut Wood Standard Finishes](#)

Custom Wood Finish produced upon receipt of a customer's approved sample match and fee of \$200 Net for each unique finish per order.

Lounge Seating

Attached Seat & Back Cushion

Metal Stretchers

(Specify Martin Brattrud Finish)

Standard: Powder Coat

[View Powder Coat - Metallics](#)

[View Powder Coat - Neutrals](#)

[View Powder Coat - Color](#)

Custom Powder Coat Finish produced upon receipt of a customer supplied RAL# and fee of \$385 Net, with a minimum order of 10.

Premium: Polished Stainless Steel (**PSS**), or Satin Stainless Steel (**SSS**)

[View Stainless Steel Premiums](#)




























































































































Premium: Hand Rubbed Steel in Brushed Bronze (**BBZ**), Oiled Bronze (**OBZ**),

Charcoal (**CS**) or Black (**BS**)

[View Hand Rubbed Steel Premiums](#)

Hand rubbed finishes are lacquer sealed.

Materials & Finishes

Metal																			
POWDER COAT - COLOR	<table border="0"> <tr> <td> CLD Cloud</td> <td> CMT Cement</td> <td> MTL Gunmetal</td> <td> SEA Deep Sea</td> <td> VBG Vandenberg</td> <td> DNE Dune</td> </tr> <tr> <td> CRL Coral</td> <td> AGV Agave</td> <td> CHR Churro</td> <td></td> <td></td> <td></td> </tr> </table>	 CLD Cloud	 CMT Cement	 MTL Gunmetal	 SEA Deep Sea	 VBG Vandenberg	 DNE Dune	 CRL Coral	 AGV Agave	 CHR Churro									
	 CLD Cloud	 CMT Cement	 MTL Gunmetal	 SEA Deep Sea	 VBG Vandenberg	 DNE Dune													
	 CRL Coral	 AGV Agave	 CHR Churro																
	POWDER COAT - NEUTRALS	<table border="0"> <tr> <td> SRG Sugar Gloss</td> <td> SGM Sugar Matte</td> <td> CBG Carbon Gloss</td> <td> CBN Carbon Matte</td> <td></td> <td></td> </tr> </table>	 SRG Sugar Gloss	 SGM Sugar Matte	 CBG Carbon Gloss	 CBN Carbon Matte													
 SRG Sugar Gloss	 SGM Sugar Matte	 CBG Carbon Gloss	 CBN Carbon Matte																
POWDER COAT - METALLICS	<table border="0"> <tr> <td> SIL Silver</td> <td> LD Lead</td> <td> BRZ Bronze</td> <td> FLI Flint</td> <td> MCA Mica</td> <td></td> </tr> </table>	 SIL Silver	 LD Lead	 BRZ Bronze	 FLI Flint	 MCA Mica													
 SIL Silver	 LD Lead	 BRZ Bronze	 FLI Flint	 MCA Mica															
STAINLESS STEEL	<table border="0"> <tr> <td> PSS Polished Stainless Steel</td> <td> SSS Satin Stainless Steel</td> <td></td> <td></td> <td></td> <td></td> </tr> </table>	 PSS Polished Stainless Steel	 SSS Satin Stainless Steel																
 PSS Polished Stainless Steel	 SSS Satin Stainless Steel																		
Wood																			
ASH	<table border="0"> <tr> <td> ASH1 Shoji</td> <td> ASH2 Cinder</td> <td> ASH3 Storm</td> <td> ASH8 Natural</td> <td> ASH9 Coal</td> <td> ASH10 Driftwood</td> </tr> <tr> <td> ASH11 Burro</td> <td> ASH12 Char</td> <td> ASH13 Dune</td> <td> ASH14 Coral</td> <td> ASH15 Agave</td> <td> ASH16 Deep Sea</td> </tr> <tr> <td> ASH17 Vandenberg</td> <td></td> <td></td> <td></td> <td></td> <td></td> </tr> </table>	 ASH1 Shoji	 ASH2 Cinder	 ASH3 Storm	 ASH8 Natural	 ASH9 Coal	 ASH10 Driftwood	 ASH11 Burro	 ASH12 Char	 ASH13 Dune	 ASH14 Coral	 ASH15 Agave	 ASH16 Deep Sea	 ASH17 Vandenberg					
	 ASH1 Shoji	 ASH2 Cinder	 ASH3 Storm	 ASH8 Natural	 ASH9 Coal	 ASH10 Driftwood													
	 ASH11 Burro	 ASH12 Char	 ASH13 Dune	 ASH14 Coral	 ASH15 Agave	 ASH16 Deep Sea													
	 ASH17 Vandenberg																		
MAPLE	<table border="0"> <tr> <td> MAP1 Bright</td> <td> MAP2 Natural</td> <td> MAP4 Fawn</td> <td> MAP7 Espresso</td> <td> MAP8 Iron</td> <td> MAP9 Ebony</td> </tr> </table>	 MAP1 Bright	 MAP2 Natural	 MAP4 Fawn	 MAP7 Espresso	 MAP8 Iron	 MAP9 Ebony												
 MAP1 Bright	 MAP2 Natural	 MAP4 Fawn	 MAP7 Espresso	 MAP8 Iron	 MAP9 Ebony														
WALNUT	<table border="0"> <tr> <td> WAL1 Natural</td> <td> WAL2 Deep</td> <td></td> <td></td> <td></td> <td></td> </tr> </table>	 WAL1 Natural	 WAL2 Deep																
 WAL1 Natural	 WAL2 Deep																		

Notes

SEE FINISHES ONLINE

WOOD: <https://martinbrattrud.com/Wood>

METAL & PAINT: <https://martinbrattrud.com/Metal>

CORIAN®: <https://martinbrattrud.com/Corian®>

STONE: <https://martinbrattrud.com/Stone>