









Martin Bratrud Inc.

Style		COM	COL	MB Leather Grade			Fabric Grades			MB Masquerade		MB Indulgence			Fabric Yardage	Sq. Ft. Leather	Dimensions	
				A	B	C	1	2	3	4	5	6	7	8				
Cypress 820-01	Chairs	1884	2072	4123	4440	4764	2380	2540	2700	2844	3004	3164	3324	3484	3644	8	144	OW 33 OD 33.5 OH 29 SH 16 AH 24.5 SD 22.5 WBA 26.5
Standard with recessed black legs. Available in sectional designs. Contact factory for more information.																		
 QuickShip 15 Program (ADP)																		
GSA SIN 711-16															Cartoned Wt. (lbs.)	90		
GSA SIN 711-16															Cartoned Vol. (cu.ft.)	19		
Cypress 820-03	Chairs Armless	1547	1702	2807	2985	3167	1826	1916	2006	2087	2177	2267	2357	2447	2537	4.5	81	OW 27 OD 33.5 OH 29 SH 16 SD 22.5
Standard with recessed black legs. Available in sectional designs. Contact factory for more information.																		
 QuickShip 15 Program (ADP)																		
GSA SIN 711-16															Cartoned Wt. (lbs.)	45		
GSA SIN 711-16															Cartoned Vol. (cu.ft.)	19		
Cypress 820-02	Ottomans	1147	1262	1987	2106	2227	1333	1393	1453	1507	1567	1627	1687	1747	1807	3	54	OW 31 OD 24 OH 16
Standard with recessed black legs. Available in sectional designs. Contact factory for more information.																		
GSA SIN 711-16																	Cartoned Wt. (lbs.)	45
GSA SIN 711-16															Cartoned Vol. (cu.ft.)	8		
Cypress 820-61	Sofas 61" Sofa	2747	3022	6386	6901	7427	3553	3813	4073	4307	4567	4827	5087	5347	5607	13	234	OW 61 OD 33.5 OH 29 SH 16 AH 24.5 SD 22.5 WBA 54
Standard with recessed black legs. Available in sectional designs. Contact factory for more information.																		
 QuickShip 15 Program (ADP)																		
GSA SIN 711-16															Cartoned Wt. (lbs.)	150		
GSA SIN 711-16															Cartoned Vol. (cu.ft.)	36		
Cypress 820-87	Sofas 87" Sofa	3913	4304	8671	9345	10033	4967	5307	5647	5953	6293	6633	6973	7313	7653	17	306	OW 87 OD 33.5 OH 29 SH 16 AH 24.5 SD 22.5 WBA 80.5
Standard with recessed black legs. Available in sectional designs. Contact factory for more information.																		
GSA SIN 711-16																	Cartoned Wt. (lbs.)	177
GSA SIN 711-16															Cartoned Vol. (cu.ft.)	51		