

FOLD

Martin
/ Bratrud

Pricelist

Effective 04/29/2022

DESIGNED BY BRIAN GRAHAM

Inspired by the act of transforming two dimensions into three, the Fold Collection consists of lightly scaled lounge seating and occasional tables. Both seating and tables exhibit a singular lightness created by the seat or tabletop elevated above a stainless steel base. The collection offers multiple options for materials and finishes, including chairs and sofas that feature a tightly tailored seat and back outlined by an upholstered wood frame and resting on stainless steel legs.



LOW BACK	2
HIGH BACK	4
BENCHES	6
STOOLS	15
TABLES	16
MATERIALS & FINISHES	29

FOLD



230-01

Low Back, Chair

Single Upholstery		yds	sqft
		3.75	68

Multiple Upholstery	Seat and Back Cushions	2	36
	Body	2	36

Outer Width			30"
Outer Depth			29"
Outer Height			30"
Seat Height			17"
Seat Depth			18.5"
Carton Weight			67 lbs
Carton Volume			20 cu ft

COM	COL	MB LEATHER		GRADE-IN FABRICS									
		A	B	1	2	3	4	5	6	7	8	9	
2933	3226	4013	4283	3173	3248	3323	3398	3473	3548	3623	3698	3773	
METAL BASE		Standard in Powder Coat						√ SCS Certified Indoor Advantage Gold					
		Hand Rubbed Steel						add		162			
		Stainless Steel						add		243			
See Materials & Finishes on page 29													



230-04

Low Back, Chair, Pedestal Base

Single Upholstery		yds	sqft
		3.75	68

Multiple Upholstery	Seat and Back Cushions	2	36
	Body	2	36

Outer Width			33"
Outer Depth			29"
Outer Height			29"
Seat Height			17"
Seat Depth			18.5"
Carton Weight			65 lbs
Carton Volume			17 cu ft

COM	COL	MB LEATHER		GRADE-IN FABRICS									
		A	B	1	2	3	4	5	6	7	8	9	
3075	3383	4155	4425	3315	3390	3465	3540	3615	3690	3765	3840	3915	
METAL BASE		Standard in Powder Coat						√ SCS Certified Indoor Advantage Gold					
		Hand Rubbed Steel						add		162			
		Stainless Steel						add		243			
See Materials & Finishes on page 29													

FOLD



230-04S

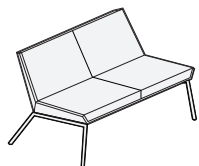
Low Back, Chair, Swivel Base

Single Upholstery		yds	sqft
		3.75	68
.....			
Multiple Upholstery	Body	2	36
	Seat and Back Cushions	2	36

Outer Width	33"
Outer Depth	29"
Outer Height	29"
Seat Height	17"
Seat Depth	18.5"
Carton Weight	65 lbs
Carton Volume	17 cu ft

COM	COL	MB LEATHER		GRADE-IN FABRICS								
		A	B	1	2	3	4	5	6	7	8	9
3076	3384	4156	4426	3316	3391	3466	3541	3616	3691	3766	3841	3916

METAL BASE	Standard in Powder Coat											√ SCS Certified Indoor Advantage Gold
	Hand Rubbed Steel						add	162				See Materials & Finishes on page 29
	Stainless Steel						add	243				



230-56

Low Back, Sofa, Armless

Single Upholstery		yds	sqft
		7.5	135
.....			
Multiple Upholstery	Seat and Back Cushions	4	72
	Body	4	72

Outer Width	56"
Outer Depth	29"
Outer Height	30"
Seat Height	17"
Seat Depth	16"
Carton Weight	150 lbs
Carton Volume	36 cu ft

COM	COL	MB LEATHER		GRADE-IN FABRICS								
		A	B	1	2	3	4	5	6	7	8	9
4345	4780	6505	7045	4825	4975	5125	5275	5425	5575	5725	5875	6025

METAL BASE	Standard in Powder Coat												√ SCS Certified Indoor Advantage Gold
	Hand Rubbed Steel						add	240					See Materials & Finishes on page 29
	Stainless Steel						add	360					

FOLD



233-01

High Back, Chair

Single Upholstery		yds	sqft
		0	0

Multiple Upholstery	Shell	2.25	41
	Body	2.5	45

Outer Width	30"
Outer Depth	29"
Outer Height	38.5"
Seat Height	17"
Seat Depth	18.5"
Carton Weight	70 lbs
Carton Volume	24 cu ft

COM	COL	MB LEATHER		GRADE-IN FABRICS									
		A	B	1	2	3	4	5	6	7	8	9	
2933	3226	2933	2933	2933	2933	2933	2933	2933	2933	2933	2933	2933	2933

METAL BASE	Standard in Powder Coat												√ SCS Certified Indoor Advantage Gold
	Hand Rubbed Steel						add	162					See Materials & Finishes on page 29
	Stainless Steel						add	243					



233-04

High Back, Chair, Pedestal Base

Single Upholstery		yds	sqft
		4.5	81

Multiple Upholstery	Shell	2.25	41
	Body	2.5	45

Outer Width	30"
Outer Depth	29"
Outer Height	38"
Seat Height	17"
Seat Depth	17.5"
Carton Weight	80 lbs
Carton Volume	25 cu ft

COM	COL	MB LEATHER		GRADE-IN FABRICS								
		A	B	1	2	3	4	5	6	7	8	9
3075	3383	4371	4695	3363	3453	3543	3633	3723	3813	3903	3993	4083

METAL BASE	Standard in Powder Coat												√ SCS Certified Indoor Advantage Gold
	Hand Rubbed Steel						add	162					See Materials & Finishes on page 29
	Stainless Steel						add	243					

FOLD



233-01SWV

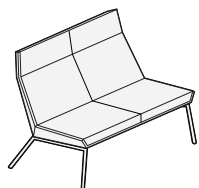
High Back, Chair, Swivel Base

Upholstery		yds	sqft
Single Upholstery		4.5	81
Multiple Upholstery	Shell	2.25	41
	Body	2.5	45

Outer Width	30"
Outer Depth	29"
Outer Height	38"
Seat Height	17"
Seat Depth	17.5"
Carton Weight	80 lbs
Carton Volume	25 cu ft

COM	COL	MB LEATHER		GRADE-IN FABRICS								
		A	B	1	2	3	4	5	6	7	8	9
2865	3152	4161	4485	3153	3243	3333	3423	3513	3603	3693	3783	3873

METAL BASE	Standard in Powder Coat											√ SCS Certified Indoor Advantage Gold
	Hand Rubbed Steel						add	162				See Materials & Finishes on page 29
	Stainless Steel						add	243				



233-56

High Back, Sofa, Armless

Upholstery		yds	sqft
Single Upholstery		8.5	153
Multiple Upholstery	Shell	4.25	77
	Body	4.5	81

Outer Width	56"
Outer Depth	29"
Outer Height	38.5"
Seat Height	17"
Seat Depth	18.5"
Carton Weight	80 lbs
Carton Volume	44 cu ft

COM	COL	MB LEATHER		GRADE-IN FABRICS								
		A	B	1	2	3	4	5	6	7	8	9
4433	4876	6881	7493	4977	5147	5317	5487	5657	5827	5997	6167	6337

METAL BASE	Standard in Powder Coat											√ SCS Certified Indoor Advantage Gold
	Hand Rubbed Steel						add	240				See Materials & Finishes on page 29
	Stainless Steel						add	360				

FOLD



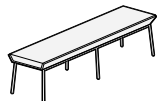
230-02

Bench

Single Upholstery	yds	sqft
	2	36

Outer Width		29.5"
Outer Depth		20"
Outer Height		17"
Carton Weight		25 lbs
Carton Volume		11 cu ft

COM	COL	MB LEATHER		GRADE-IN FABRICS									
		A	B	1	2	3	4	5	6	7	8	9	
2196	2416	2772	2916	2324	2364	2404	2444	2484	2524	2564	2604	2644	
METAL BASE		Standard in Powder Coat									√ SCS Certified Indoor Advantage Gold		
		Hand Rubbed Steel						add 162					
		Stainless Steel						add 243			See Materials & Finishes on page 29		



232-72BN

Bench, Narrow

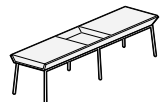
Single Upholstery	yds	sqft
	2.75	50

Outer Width		72"
Outer Depth		18"
Outer Height		17.5"
Carton Weight		81 lbs
Carton Volume		17 cu ft

COM	COL	MB LEATHER		GRADE-IN FABRICS									
		A	B	1	2	3	4	5	6	7	8	9	
3440	3784	4232	4430	3616	3671	3726	3781	3836	3891	3946	4001	4056	
METAL BASE		Standard in Powder Coat									√ SCS Certified Indoor Advantage Gold		
		Hand Rubbed Steel						add 280					
		Stainless Steel						add 420			See Materials & Finishes on page 29		

FOLD

Bench, Narrow, Center Table



232-72BN-OTC

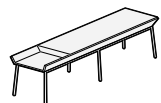
Single Upholstery	yds	sqft
	2.75	50
.....		
Outer Width		72"
Outer Depth		18"
Outer Height		17.5"
Carton Weight		83 lbs
Carton Volume		17 cu ft

COM	COL	MB LEATHER		GRADE-IN FABRICS								
		A	B	1	2	3	4	5	6	7	8	9
3980	4378	4772	4970	4156	4211	4266	4321	4376	4431	4486	4541	4596

TABLE INSET	Standard in Ash										Wood inset is veneer.
	Corian® in Glacier White						add	60			
	Walnut						add	120			✓ SCS Certified Indoor Advantage Gold
	Corian® in Carbon or Concrete						add	160			
	Marble and Granite						add	420			See Materials & Finishes on page 29

METAL BASE	Standard in Powder Coat										
	Hand Rubbed Steel						add	280			
	Stainless Steel						add	420			

Bench, Narrow, End Table



232-72BN-OTS

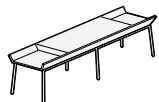
Single Upholstery	yds	sqft
	2.75	50
.....		
Outer Width		72"
Outer Depth		18"
Outer Height		17.5"
Carton Weight		83 lbs
Carton Volume		17 cu ft

COM	COL	MB LEATHER		GRADE-IN FABRICS								
		A	B	1	2	3	4	5	6	7	8	9
3980	4378	4772	4970	4156	4211	4266	4321	4376	4431	4486	4541	4596

TABLE INSET	Standard in Ash										Wood inset is veneer.
	Corian® in Glacier White						add	60			
	Walnut						add	120			✓ SCS Certified Indoor Advantage Gold
	Corian® in Carbon or Concrete						add	160			
	Marble and Granite						add	420			See Materials & Finishes on page 29

METAL BASE	Standard in Powder Coat										
	Hand Rubbed Steel						add	280			
	Stainless Steel						add	420			

FOLD



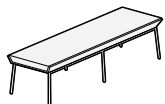
232-72BN-TT

Bench, Narrow, Two Tables

Single Upholstery	yds	sqft
	2.5	45
.....		
Outer Width		72"
Outer Depth		18"
Outer Height		17.5"
Carton Weight		86 lbs
Carton Volume		17 cu ft

		MB LEATHER		GRADE-IN FABRICS								
COM	COL	A	B	1	2	3	4	5	6	7	8	9
4518	4970	5238	5418	4678	4728	4778	4828	4878	4928	4978	5028	5078

TABLE INSETS	Standard in Ash											Wood insets are veneer.
	Corian® in Glacier White						add	120				✓ SCS Certified Indoor Advantage Gold
	Walnut						add	240				
	Corian® in Carbon or Concrete						add	320				See Materials & Finishes on page 29
	Marble and Granite						add	840				
<hr/>												
METAL BASE	Standard in Powder Coat											
	Hand Rubbed Steel						add	280				
	Stainless Steel						add	420				



232-72BW

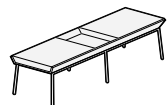
Bench, Wide

Single Upholstery	yds	sqft
	3.25	59
.....		
Outer Width		72"
Outer Depth		22"
Outer Height		17.5"
Carton Weight		96 lbs
Carton Volume		20 cu ft

		MB LEATHER		GRADE-IN FABRICS								
COM	COL	A	B	1	2	3	4	5	6	7	8	9
3559	3915	4495	4729	3767	3832	3897	3962	4027	4092	4157	4222	4287

METAL BASE	Standard in Powder Coat												✓ SCS Certified Indoor Advantage Gold
	Hand Rubbed Steel						add	280					
	Stainless Steel						add	420					See Materials & Finishes on page 29

FOLD



232-72BW-OTC

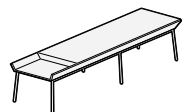
Bench, Wide,Center Table

Single Upholstery	yds	sqft
	3.25	59

Outer Width	72"	
Outer Depth	22"	
Outer Height	17.5"	
Carton Weight	99 lbs	
Carton Volume	20 cu ft	

COM	COL	MB LEATHER		GRADE-IN FABRICS									
		A	B	1	2	3	4	5	6	7	8	9	
4100	4510	5036	5270	4308	4373	4438	4503	4568	4633	4698	4763	4828	
TABLE INSET		Standard in Ash						Wood inset is veneer.					
		Corian® in Glacier White						add 60					
		Walnut						add 120					
		Corian® in Carbon or Concrete						add 160					
		Marble and Granite						add 420					
METAL BASE		Standard in Powder Coat											
		Hand Rubbed Steel						add 280					
		Stainless Steel						add 420					

✓ SCS Certified Indoor Advantage Gold
See [Materials & Finishes](#) on page 29



232-72BW-OTS

Bench, Wide,End Table

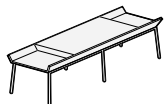
Single Upholstery	yds	sqft
	3.25	59

Outer Width	72"	
Outer Depth	22"	
Outer Height	17.5"	
Carton Weight	99 lbs	
Carton Volume	20 cu ft	

COM	COL	MB LEATHER		GRADE-IN FABRICS									
		A	B	1	2	3	4	5	6	7	8	9	
4098	4508	5034	5268	4306	4371	4436	4501	4566	4631	4696	4761	4826	
TABLE INSET		Standard in Ash						Wood inset is veneer.					
		Corian® in Glacier White						add 60					
		Walnut						add 120					
		Corian® in Carbon or Concrete						add 160					
		Marble and Granite						add 420					
METAL BASE		Standard in Powder Coat											
		Hand Rubbed Steel						add 280					
		Stainless Steel						add 420					

✓ SCS Certified Indoor Advantage Gold
See [Materials & Finishes](#) on page 29

FOLD



232-72BW-TT

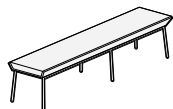
Bench, Wide, Two Tables

Single Upholstery	yds	sqft
	3	54
.....		
Outer Width		72"
Outer Depth		22"
Outer Height		17.5"
Carton Weight		102 lbs
Carton Volume		20 cu ft

		MB LEATHER		GRADE-IN FABRICS								
COM	COL	A	B	1	2	3	4	5	6	7	8	9
4638	5102	5502	5718	4830	4890	4950	5010	5070	5130	5190	5250	5310

TABLE INSETS	Standard in Ash		Wood insets are veneer.
	Corian® in Glacier White	add	120
	Walnut	add	240
	Corian® in Carbon or Concrete	add	320
	Marble and Granite	add	840
.....			
METAL BASE	Standard in Powder Coat		
	Hand Rubbed Steel	add	280
	Stainless Steel	add	420

✓ SCS Certified Indoor Advantage Gold
See [Materials & Finishes](#) on page 29



232-84BN

Bench, Narrow

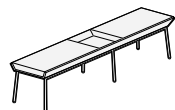
Single Upholstery	yds	sqft
	3.25	59
.....		
Outer Width		84"
Outer Depth		18"
Outer Height		17.5"
Carton Weight		99 lbs
Carton Volume		20 cu ft

		MB LEATHER		GRADE-IN FABRICS								
COM	COL	A	B	1	2	3	4	5	6	7	8	9
3909	4300	4845	5079	4117	4182	4247	4312	4377	4442	4507	4572	4637

METAL BASE	Standard in Powder Coat		✓ SCS Certified Indoor Advantage Gold
	Hand Rubbed Steel	add	300
	Stainless Steel	add	450

See [Materials & Finishes](#) on page 29

FOLD



232-84BN-OTC

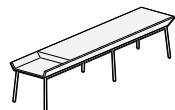
Bench, Narrow, Center Table

Single Upholstery	yds	sqft
	3.25	59
.....		
Outer Width		84"
Outer Depth		18"
Outer Height		17.5"
Carton Weight		102 lbs
Carton Volume		20 cu ft

COM	COL	MB LEATHER		GRADE-IN FABRICS								
		A	B	1	2	3	4	5	6	7	8	9
4448	4893	5384	5618	4656	4721	4786	4851	4916	4981	5046	5111	5176

TABLE INSET	Standard in Ash		Wood inset is veneer.
	Corian® in Glacier White	add 60	
	Walnut	add 120	✓ SCS Certified Indoor Advantage Gold
	Corian® in Carbon or Concrete	add 160	
	Marble and Granite	add 420	See Materials & Finishes on page 29

METAL BASE	Standard in Powder Coat		
	Hand Rubbed Steel	add 300	
	Stainless Steel	add 450	



232-84BN-OTS

Bench, Narrow, End Table

Single Upholstery	yds	sqft
	3.25	59
.....		
Outer Width		84"
Outer Depth		18"
Outer Height		17.5"
Carton Weight		102 lbs
Carton Volume		20 cu ft

COM	COL	MB LEATHER		GRADE-IN FABRICS								
		A	B	1	2	3	4	5	6	7	8	9
4096	4506	5032	5266	4304	4369	4434	4499	4564	4629	4694	4759	4824

TABLE INSET	Standard in Ash		Wood inset is veneer.
	Corian® in Glacier White	add 60	
	Walnut	add 120	✓ SCS Certified Indoor Advantage Gold
	Corian® in Carbon or Concrete	add 160	
	Marble and Granite	add 420	See Materials & Finishes on page 29

METAL BASE	Standard in Powder Coat		
	Hand Rubbed Steel	add 300	
	Stainless Steel	add 450	

FOLD



232-84BN-TT

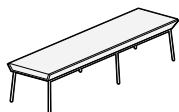
Bench, Narrow, Two End Tables

Single Upholstery	yds	sqft
	3	54
.....		
Outer Width		84"
Outer Depth		18"
Outer Height		17.5"
Carton Weight		105 lbs
Carton Volume		20 cu ft

COM	COL	MB LEATHER		GRADE-IN FABRICS								
		A	B	1	2	3	4	5	6	7	8	9
4985	5484	5849	6065	5177	5237	5297	5357	5417	5477	5537	5597	5657

TABLE INSETS	Standard in Ash		Wood insets are veneer.
	Corian® in Glacier White	add 120	
	Walnut	add 240	✓ SCS Certified Indoor Advantage Gold
	Corian® in Carbon or Concrete	add 320	
	Marble and Granite	add 840	See Materials & Finishes on page 29

METAL BASE	Standard in Powder Coat		
	Hand Rubbed Steel	add 300	
	Stainless Steel	add 450	



232-84BW

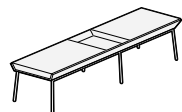
Bench, Wide

Single Upholstery	yds	sqft
	4	72
.....		
Outer Width		84"
Outer Depth		22"
Outer Height		17.5"
Carton Weight		109 lbs
Carton Volume		23 cu ft

COM	COL	MB LEATHER		GRADE-IN FABRICS								
		A	B	1	2	3	4	5	6	7	8	9
4029	4432	5181	5469	4285	4365	4445	4525	4605	4685	4765	4845	4925

METAL BASE	Standard in Powder Coat		✓ SCS Certified Indoor Advantage Gold
	Hand Rubbed Steel	add 300	
	Stainless Steel	add 450	See Materials & Finishes on page 29

FOLD



232-84BW-OTC

Bench, Wide,Center Table

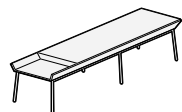
Single Upholstery	yds	sqft
	4	72

Outer Width		84"
Outer Depth		22"
Outer Height		17.5"
Carton Weight		112 lbs
Carton Volume		23 cu ft

COM	COL	MB LEATHER		GRADE-IN FABRICS								
		A	B	1	2	3	4	5	6	7	8	9
4569	5026	5721	6009	4825	4905	4985	5065	5145	5225	5305	5385	5465

TABLE INSET	Standard in Ash		Wood inset is veneer.
	Corian® in Glacier White	add 60	✓ SCS Certified Indoor Advantage Gold See Materials & Finishes on page 29
	Walnut	add 120	
	Corian® in Carbon or Concrete	add 160	
Marble and Granite	add 420		
METAL BASE	Standard in Powder Coat		
	Hand Rubbed Steel	add 300	
	Stainless Steel	add 450	

Bench, Wide,End Table



232-84BW-OTS

Single Upholstery	yds	sqft
	4	72

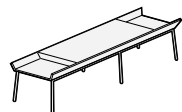
Outer Width		84"
Outer Depth		22"
Outer Height		17.5"
Carton Weight		112 lbs
Carton Volume		23 cu ft

COM	COL	MB LEATHER		GRADE-IN FABRICS								
		A	B	1	2	3	4	5	6	7	8	9
4903	5393	6055	6343	5159	5239	5319	5399	5479	5559	5639	5719	5799

TABLE INSET	Standard in Ash		Wood inset is veneer.
	Corian® in Glacier White	add 60	✓ SCS Certified Indoor Advantage Gold See Materials & Finishes on page 29
	Walnut	add 120	
	Corian® in Carbon or Concrete	add 160	
Marble and Granite	add 420		
METAL BASE	Standard in Powder Coat		
	Hand Rubbed Steel	add 300	
	Stainless Steel	add 450	

FOLD

Martin
/ Bratrud



232-84BW-TT

Bench, Wide, Two Tables

Single Upholstery	yds	sqft
	3.75	68
.....		
Outer Width		84"
Outer Depth		22"
Outer Height		17.5"
Carton Weight		115 lbs
Carton Volume		23 cu ft

		MB LEATHER		GRADE-IN FABRICS									
COM	COL	A	B	1	2	3	4	5	6	7	8	9	
5482	6030	6562	6832	5722	5797	5872	5947	6022	6097	6172	6247	6322	
TABLE INSETS		Standard in Ash						Wood insets are veneer.					
		Corian® in Glacier White						add 120					
		Walnut						add 240					
		Corian® in Carbon or Concrete						add 320					
		Marble and Granite						add 840					
METAL BASE		Standard in Powder Coat											
		Hand Rubbed Steel						add 300					
		Stainless Steel						add 450					

✓ SCS Certified Indoor Advantage Gold
See [Materials & Finishes](#) on page 29

FOLD



230-05C

Stool, Counter Height

Single Upholstery	yds	sqft
	1.5	27

Outer Width		20"
Outer Depth		18"
Outer Height		34"
Seat Height		26.5"
Carton Weight		21 lbs
Carton Volume		9 cu ft

COM	COL	MB LEATHER		GRADE-IN FABRICS									
		A	B	1	2	3	4	5	6	7	8	9	
2379	2617	2811	2919	2475	2505	2535	2565	2595	2625	2655	2685	2715	
METAL BASE		Standard in Powder Coat									√ SCS Certified Indoor Advantage Gold		
		Hand Rubbed Steel						add 202					
		Stainless Steel						add 303			See Materials & Finishes on page 29		



230-05

Stool, Bar Height

Single Upholstery	yds	sqft
	1.5	27

Outer Width		20"
Outer Depth		18"
Outer Height		39"
Seat Height		31.5"
Carton Volume		11 cu ft

COM	COL	MB LEATHER		GRADE-IN FABRICS									
		A	B	1	2	3	4	5	6	7	8	9	
2383	2621	2815	2923	2479	2509	2539	2569	2599	2629	2659	2689	2719	
METAL BASE		Standard in Powder Coat									√ SCS Certified Indoor Advantage Gold		
		Hand Rubbed Steel						add 202					
		Stainless Steel						add 303			See Materials & Finishes on page 29		

FOLD

Martin / Bratrud



231-18CL

Table, Round, Low

Outer Width	18"
Outer Depth	18"
Outer Height	16"
Carton Weight	36 lbs
Carton Volume	4 cu ft

VENEER					
Ash	Maple	Walnut	Glass	Corian®	Stone
2465	2465	2521	2724	2581	2752

TABLE TOP	Corian® Standard in Glacier White		
	Corian® in Carbon or Concrete	add	80

√ SCS Certified Indoor Advantage Gold

See [Materials & Finishes](#) on page 29

METAL BASE	Standard in Powder Coat		
	Hand Rubbed Steel	add	160
	Stainless Steel	add	240



231-24CL

Table, Round, Low

Outer Width	24"
Outer Depth	24"
Outer Height	16"
Carton Weight	50 lbs
Carton Volume	7 cu ft

VENEER					
Ash	Maple	Walnut	Glass	Corian®	Stone
2924	2924	3002	3267	2846	3270

TABLE TOP	Corian® Standard in Glacier White		
	Corian® in Carbon or Concrete	add	120


√ SCS Certified Indoor Advantage Gold

See [Materials & Finishes](#) on page 29

METAL BASE	Standard in Powder Coat		
	Hand Rubbed Steel	add	180
	Stainless Steel	add	270

FOLD

Martin
/ Bratrud



231-36CL

Table, Round, Low

Outer Width	36"
Outer Depth	36"
Outer Height	16"
Carton Weight	105 lbs
Carton Volume	15 cu ft


VENEER					
Ash	Maple	Walnut	Glass	Corian®	Stone
3984	3984	4141	4147	4603	5201

TABLE TOP	Corian® Standard in Glacier White		
	Corian® in Carbon or Concrete	add	240

√ SCS Certified Indoor Advantage Gold

See [Materials & Finishes](#) on page 29

METAL BASE	Standard in Powder Coat		
	Hand Rubbed Steel	add	220
	Stainless Steel	add	330



231-42CL

Table, Round, Low

Outer Width	42"
Outer Depth	42"
Outer Height	16"
Carton Weight	143 lbs
Carton Volume	20 cu ft

VENEER					
Ash	Maple	Walnut	Glass	Corian®	Stone
4732	4732	4953	5144	5391	6486

TABLE TOP	Corian® Standard in Glacier White		
	Corian® in Carbon or Concrete	add	270

√ SCS Certified Indoor Advantage Gold

See [Materials & Finishes](#) on page 29

METAL BASE	Standard in Powder Coat		
	Hand Rubbed Steel	add	240
	Stainless Steel	add	360

FOLD

Martin
/ Bratrud



231-18CM

Table, Round, Mid

Outer Width	18"
Outer Depth	18"
Outer Height	18"
Carton Weight	37 lbs
Carton Volume	5 cu ft

VENEER					
Ash	Maple	Walnut	Glass	Corian®	Stone
2488	2488	2545	2752	2606	2776

TABLE TOP	Corian® Standard in Glacier White		
	Corian® in Carbon or Concrete	add	80

√ SCS Certified Indoor Advantage Gold

See [Materials & Finishes](#) on page 29

METAL BASE	Standard in Powder Coat		
	Hand Rubbed Steel	add	160
	Stainless Steel	add	240



231-18CH

Table, Round, High

Outer Width	18"
Outer Depth	18"
Outer Height	20"
Carton Weight	38 lbs
Carton Volume	5 cu ft

VENEER					
Ash	Maple	Walnut	Glass	Corian®	Stone
2516	2516	2573	2776	2635	2806

TABLE TOP	Corian® Standard in Glacier White		
	Corian® in Carbon or Concrete	add	80

√ SCS Certified Indoor Advantage Gold

See [Materials & Finishes](#) on page 29

METAL BASE	Standard in Powder Coat		
	Hand Rubbed Steel	add	160
	Stainless Steel	add	240

FOLD

Martin
/ Bratrud



231-19CH

Table, Round, High

Outer Width	18.5"
Outer Depth	18.5"
Outer Height	21"
Carton Weight	40 lbs
Carton Volume	6 cu ft

VENEER

Ash	Maple	Walnut	Glass	Corian®	Stone
2775	2775	2830	2934	2814	3035

TABLE TOP	Corian® Standard in Glacier White		
	Corian® in Carbon or Concrete	add	110

✓ SCS Certified Indoor Advantage Gold

See [Materials & Finishes](#) on page 29

METAL BASE	Standard in Powder Coat		
	Hand Rubbed Steel	add	170
	Stainless Steel	add	255



231-20CH

Table, Round, High

Outer Width	20"
Outer Depth	20"
Outer Height	20"
Carton Weight	46 lbs
Carton Volume	6 cu ft

VENEER

Ash	Maple	Walnut	Glass	Corian®	Stone
2723	2723	2787	2917	2764	2899

TABLE TOP	Corian® Standard in Glacier White		
	Corian® in Carbon or Concrete	add	110

✓ SCS Certified Indoor Advantage Gold

See [Materials & Finishes](#) on page 29

METAL BASE	Standard in Powder Coat		
	Hand Rubbed Steel	add	170
	Stainless Steel	add	255

FOLD

Martin
/ Brattrud



231-24CH

Table, Round, High

Outer Width	24"
Outer Depth	24"
Outer Height	20"
Carton Weight	52 lbs
Carton Volume	8 cu ft

veneer

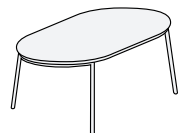
Ash	Maple	Walnut	Glass	Corian®	Stone
2933	2933	3012	3277	2855	3278

TABLE TOP	Corian® Standard in Glacier White		
	Corian® in Carbon or Concrete	add	120

✓ SCS Certified Indoor Advantage Gold

See [Materials & Finishes](#) on page 29

METAL BASE	Standard in Powder Coat		
	Hand Rubbed Steel	add	180
	Stainless Steel	add	270



231-24RT

Table, Racetrack, Low

Outer Width	48"
Outer Depth	24"
Outer Height	16"
Carton Weight	92 lbs
Carton Volume	14 cu ft

veneer

Ash	Maple	Walnut	Glass	Corian®	Stone
3896	3896	4054	4534	3866	5591

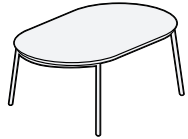
TABLE TOP	Corian® Standard in Glacier White		
	Corian® in Carbon or Concrete	add	240

✓ SCS Certified Indoor Advantage Gold

See [Materials & Finishes](#) on page 29

METAL BASE	Standard in Powder Coat		
	Hand Rubbed Steel	add	240
	Stainless Steel	add	360

FOLD



231-30RT

Table, Racetrack, Low

Outer Width	48"
Outer Depth	30"
Outer Height	16"
Carton Weight	113 lbs
Carton Volume	17 cu ft

VENEER						
Ash	Maple	Walnut	Glass	Corian®	Stone	
4288	4288	4456	4818	4601	6100	

TABLE TOP	Corian® Standard in Glacier White		
	Corian® in Carbon or Concrete	add	280

√ SCS Certified Indoor Advantage Gold

See [Materials & Finishes](#) on page 29

METAL BASE	Standard in Powder Coat		
	Hand Rubbed Steel	add	260
	Stainless Steel	add	390



231-16SL

Table, Square, Low

Outer Width	16"
Outer Depth	16"
Outer Height	16"
Carton Weight	35 lbs
Carton Volume	4 cu ft

VENEER						
Ash	Maple	Walnut	Glass	Corian®	Stone	
2093	2093	2140	2307	2137	2316	

TABLE TOP	Corian® Standard in Glacier White		
	Corian® in Carbon or Concrete	add	80

√ SCS Certified Indoor Advantage Gold

See [Materials & Finishes](#) on page 29

METAL BASE	Standard in Powder Coat		
	Hand Rubbed Steel	add	140
	Stainless Steel	add	210

FOLD



231-18SL

Table, Square, Low

Outer Width	18"
Outer Depth	18"
Outer Height	16"
Carton Weight	39 lbs
Carton Volume	4 cu ft

VENEER					
Ash	Maple	Walnut	Glass	Corian®	Stone
2331	2331	2386	2511	2391	2574

TABLE TOP	Corian® Standard in Glacier White				
	Corian® in Carbon or Concrete	add	80		

√ SCS Certified Indoor Advantage Gold

See [Materials & Finishes](#) on page 29

METAL BASE	Standard in Powder Coat				
	Hand Rubbed Steel	add	160		
	Stainless Steel	add	240		



231-24SL

Table, Square, Low

Outer Width	24"
Outer Depth	24"
Outer Height	16"
Carton Weight	55 lbs
Carton Volume	7 cu ft

VENEER					
Ash	Maple	Walnut	Glass	Corian®	Stone
2957	2957	3037	3015	2968	3367

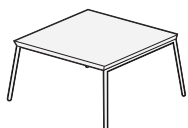
TABLE TOP	Corian® Standard in Glacier White				
	Corian® in Carbon or Concrete	add	120		

√ SCS Certified Indoor Advantage Gold

See [Materials & Finishes](#) on page 29

METAL BASE	Standard in Powder Coat				
	Hand Rubbed Steel	add	180		
	Stainless Steel	add	270		

FOLD



231-30SL

Table, Square, Low

Outer Width	30"
Outer Depth	30"
Outer Height	16"
Carton Weight	83 lbs
Carton Volume	11 cu ft

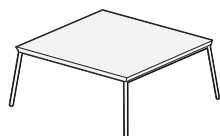
VENEER					
Ash	Maple	Walnut	Glass	Corian®	Stone
3244	3244	3351	3464	3261	4135

TABLE TOP	Corian® Standard in Glacier White		
	Corian® in Carbon or Concrete	add	190

√ SCS Certified Indoor Advantage Gold

See [Materials & Finishes](#) on page 29

METAL BASE	Standard in Powder Coat		
	Hand Rubbed Steel	add	200
	Stainless Steel	add	300



231-36SL

Table, Square, Low

Outer Width	36"
Outer Depth	36"
Outer Height	16"
Carton Weight	115 lbs
Carton Volume	15 cu ft

VENEER					
Ash	Maple	Walnut	Glass	Corian®	Stone
3835	3835	3992	3865	4267	4917

TABLE TOP	Corian® Standard in Glacier White		
	Corian® in Carbon or Concrete	add	240

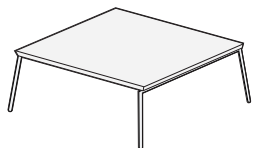
√ SCS Certified Indoor Advantage Gold

See [Materials & Finishes](#) on page 29

METAL BASE	Standard in Powder Coat		
	Hand Rubbed Steel	add	220
	Stainless Steel	add	330

FOLD

Martin
/ Brattrud



231-42SL

Table, Square, Low

Outer Width	42"
Outer Depth	42"
Outer Height	16"
Carton Weight	160 lbs
Carton Volume	20 cu ft

VENEER					
Ash	Maple	Walnut	Glass	Corian®	Stone
4267	4267	4482	4375	4788	5861

TABLE TOP	Corian® Standard in Glacier White				
	Corian® in Carbon or Concrete	add	270		

√ SCS Certified Indoor Advantage Gold

See [Materials & Finishes](#) on page 29

METAL BASE	Standard in Powder Coat				
	Hand Rubbed Steel	add	240		
	Stainless Steel	add	360		



231-18SH

Table, Square, High

Outer Width	18"
Outer Depth	18"
Outer Height	20"
Carton Weight	47 lbs
Carton Volume	5 cu ft

VENEER					
Ash	Maple	Walnut	Glass	Corian®	Stone
2384	2384	2441	2562	2443	2630

TABLE TOP	Corian® Standard in Glacier White				
	Corian® in Carbon or Concrete	add	80		

√ SCS Certified Indoor Advantage Gold

See [Materials & Finishes](#) on page 29

METAL BASE	Standard in Powder Coat				
	Hand Rubbed Steel	add	160		
	Stainless Steel	add	240		

FOLD

Martin
/ Bratrud



231-18SM

Table, Square, Mid

Outer Width	18"
Outer Depth	18"
Outer Height	18"
Carton Weight	40 lbs
Carton Volume	5 cu ft

VENEER					
Ash	Maple	Walnut	Glass	Corian®	Stone
2357	2357	2414	2535	2418	2601

TABLE TOP	Corian® Standard in Glacier White				
	Corian® in Carbon or Concrete	add	80		

√ SCS Certified Indoor Advantage Gold

See [Materials & Finishes](#) on page 29

METAL BASE	Standard in Powder Coat				
	Hand Rubbed Steel	add	160		
	Stainless Steel	add	240		



231-19SH

Table, Table, High

Outer Width	18.5"
Outer Depth	18.5"
Outer Height	21"
Carton Weight	44 lbs
Carton Volume	6 cu ft

VENEER					
Ash	Maple	Walnut	Glass	Corian®	Stone
2386	2386	2442	2565	2446	2631

TABLE TOP	Corian® Standard in Glacier White				
	Corian® in Carbon or Concrete	add	110		

√ SCS Certified Indoor Advantage Gold

See [Materials & Finishes](#) on page 29

METAL BASE	Standard in Powder Coat				
	Hand Rubbed Steel	add	170		
	Stainless Steel	add	255		

FOLD

Martin
/ Bratrud



231-20SH

Table, Square, High

Outer Width	20"
Outer Depth	20"
Outer Height	20"
Carton Weight	52 lbs
Carton Volume	6 cu ft

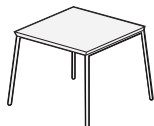
VENEER					
Ash	Maple	Walnut	Glass	Corian®	Stone
2694	2694	2762	2734	2709	3106

TABLE TOP	Corian® Standard in Glacier White		
	Corian® in Carbon or Concrete	add	110

√ SCS Certified Indoor Advantage Gold

See [Materials & Finishes](#) on page 29

METAL BASE	Standard in Powder Coat		
	Hand Rubbed Steel	add	170
	Stainless Steel	add	255



231-24SH

Table, Square, High

Outer Width	24"
Outer Depth	24"
Outer Height	20"
Carton Weight	58 lbs
Carton Volume	8 cu ft

VENEER					
Ash	Maple	Walnut	Glass	Corian®	Stone
2963	2963	3042	3023	2979	3376

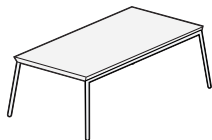
TABLE TOP	Corian® Standard in Glacier White		
	Corian® in Carbon or Concrete	add	120

√ SCS Certified Indoor Advantage Gold

See [Materials & Finishes](#) on page 29

METAL BASE	Standard in Powder Coat		
	Hand Rubbed Steel	add	180
	Stainless Steel	add	270

FOLD



231-24R

Table, Rectangle, Low

Outer Width	24"
Outer Depth	48"
Outer Height	16"
Carton Weight	100 lbs
Carton Volume	14 cu ft

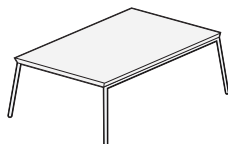
VENEER					
Ash	Maple	Walnut	Glass	Corian®	Stone
4004	4004	4161	4611	4193	5858

TABLE TOP	Corian® Standard in Glacier White		
	Corian® in Carbon or Concrete	add	240

√ SCS Certified Indoor Advantage Gold

See [Materials & Finishes](#) on page 29

METAL BASE	Standard in Powder Coat		
	Hand Rubbed Steel	add	240
	Stainless Steel	add	360



231-30R

Table, Rectangle, Low

Outer Width	30"
Outer Depth	48"
Outer Height	16"
Carton Weight	125 lbs
Carton Volume	17 cu ft

VENEER					
Ash	Maple	Walnut	Glass	Corian®	Stone
4601	4601	4770	5018	4560	6280

TABLE TOP	Corian® Standard in Glacier White		
	Corian® in Carbon or Concrete	add	280

√ SCS Certified Indoor Advantage Gold

See [Materials & Finishes](#) on page 29

METAL BASE	Standard in Powder Coat		
	Hand Rubbed Steel	add	260
	Stainless Steel	add	390

Notes

Steel Base

(Specify Martin Brattrud Finish or Color)

Standard: Stainless Steel: Polished (**PSS**) or Satin (**SSS**)

[View Stainless Steel Standard](#)

Premium: Hand Rubbed

[View Hand Rubbed Steel Premiums](#)

Hand rubbed steel finishes are lacquer sealed

Powder Coat: Standard Finishes

[View Powder Coat - Metallics](#)

[View Powder Coat - Neutrals](#)

[View Powder Coat - Color](#)

Custom Powder Coat Finish produced upon receipt of a customer supplied RAL# and fee of \$285 Net, with a minimum order of 15

Table Tops and Bench Table Insets

Wood Standard: Ash Veneer

Wood No Charge Option: Maple Veneer

Wood Premium: Walnut Veneer, adds to pricing based on style

[View Ash Wood Standard Finishes](#)

[View Maple Wood Standard Finishes](#)

[View Walnut Wood Standard Finishes](#)

(Specify Martin Brattrud Finish)

Custom Wood Finish produced upon receipt of a customer's approved sample match and fee of \$150 Net for each unique finish per order.















































Glass Standard: Sandblasted Bottom Starphire (**SBS**) .5" thick

Corian® Standard: Glacier White (**GW**) .5" thick

Corian® Premium: Concrete (**CNT**) and Carbon (**CCT**) .5" thick

Stone Standard: Black Granite (**BG**) or Carrara Marble (**CM**) .75" thick

Materials & Finishes

Metal	POWDER COAT - COLOR	 CLD Cloud	 CMT Cement	 MTL Gunmetal	 FLX Flax	 FST Firesticks	 SEA Deep Sea	
		 VBG Vandenberg						
	POWDER COAT - NEUTRALS	 SRG Sugar Gloss	 SGM Sugar Matte	 CBG Carbon Gloss	 CBN Carbon Matte			
	POWDER COAT - METALLICS	 SIL Silver	 LD Lead	 BRZ Bronze				
	STAINLESS STEEL	 PSS Polished Stainless Steel	 SSS Satin Stainless Steel					
HAND RUBBED STEEL	 BBZ Brushed Bronze	 OBZ Oiled Bronze	 CS Charcoal	 BS Black				
Wood	ASH	 ASH1 Shoji	 ASH2 Cinder	 ASH3 Storm	 ASH4 Dirty Martini	 ASH5 Terracotta	 ASH6 Cove	
		 ASH7 Jalama	 ASH8 Natural	 ASH9 Coal				
	MAPLE	 MAP1 Bright	 MAP2 Natural	 MAP3 Auburn	 MAP4 Fawn	 MAP5 Java	 MAP6 Royal	
	 MAP7 Espresso	 MAP8 Iron	 MAP9 Ebony					
WALNUT	 WAL1 Natural	 WAL2 Deep						
Corian®	CORIAN®	 GW Glacier White	 CNT Concrete	 CCT Carbon				
Stone	MARBLE AND GRANITE	 CM Carrara Marble	 BG Black Granite					
Glass	GLASS	 SBS Starphire Glass, Bottom Sandblased						

Notes

SEE FINISHES ONLINE

WOOD: <https://martinbrattrud.com/Wood>

METAL & PAINT: <https://martinbrattrud.com/Metal>

CORIAN®: <https://martinbrattrud.com/Corian®>

STONE: <https://martinbrattrud.com/Stone>