

# FOLD

Martin  
/ Bratrud

## Pricelist

Effective 12/01/2022

---

DESIGNED BY BRIAN GRAHAM

Inspired by the act of transforming two dimensions into three, the Fold Collection consists of lightly scaled lounge seating and occasional tables. Both seating and tables exhibit a singular lightness created by the seat or tabletop elevated above a stainless steel base. The collection offers multiple options for materials and finishes, including chairs and sofas that feature a tightly tailored seat and back outlined by an upholstered wood frame and resting on stainless steel legs.



LOW BACK	2
HIGH BACK	4
BENCHES	6
STOOLS	15
TABLES	16
MATERIALS & FINISHES	29

# FOLD



230-01

## Low Back, Chair

		yds	sqft
Single Upholstery		3.75	68
-----			
Multiple Upholstery	Seat and Back Cushions	2	36
	Body	2	36
-----			
Outer Width			30"
Outer Depth			29"
Outer Height			30"
Seat Height			17"
Seat Depth			18.5"
Carton Weight			67 lbs
Carton Volume			20 cu ft

COM	COL	MB LEATHER		GRADE-IN FABRICS									
		A	B	1	2	3	4	5	6	7	8	9	
3080	3388	4160	4430	3320	3395	3470	3545	3620	3695	3770	3845	3920	
METAL BASE				Standard in Powder Coat					GSA SIN 71116				
				Hand Rubbed Steel					add 162		✓ SCS Certified Indoor Advantage Gold		
				Stainless Steel					add 243		See <a href="#">Materials &amp; Finishes</a> on page 29		



230-04

## Low Back, Chair, Pedestal Base

		yds	sqft
Single Upholstery		3.75	68
-----			
Multiple Upholstery	Seat and Back Cushions	2	36
	Body	2	36
-----			
Outer Width			33"
Outer Depth			29"
Outer Height			29"
Seat Height			17"
Seat Depth			18.5"
Carton Weight			65 lbs
Carton Volume			17 cu ft

COM	COL	MB LEATHER		GRADE-IN FABRICS									
		A	B	1	2	3	4	5	6	7	8	9	
3229	3552	4309	4579	3469	3544	3619	3694	3769	3844	3919	3994	4069	
METAL BASE				Standard in Powder Coat					GSA SIN 71116				
				Hand Rubbed Steel					add 162		✓ SCS Certified Indoor Advantage Gold		
				Stainless Steel					add 243		See <a href="#">Materials &amp; Finishes</a> on page 29		

# FOLD

Martin  
/ Bratrud



230-04S

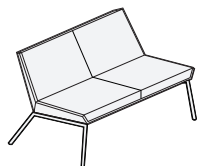
## Low Back, Chair, Swivel Base

Single Upholstery	yds	sqft
	<b>3.75</b>	<b>68</b>
-----		
Multiple Upholstery	Body	<b>2 36</b>
	Seat and Back Cushions	<b>2 36</b>

Outer Width	<b>33"</b>
Outer Depth	<b>29"</b>
Outer Height	<b>29"</b>
Seat Height	<b>17"</b>
Seat Depth	<b>18.5"</b>
Carton Weight	<b>65 lbs</b>
Carton Volume	<b>17 cu ft</b>

COM	COL	MB LEATHER		GRADE-IN FABRICS								
		A	B	1	2	3	4	5	6	7	8	9
<b>3230</b>	<b>3553</b>	<b>4310</b>	<b>4580</b>	<b>3470</b>	<b>3545</b>	<b>3620</b>	<b>3695</b>	<b>3770</b>	<b>3845</b>	<b>3920</b>	<b>3995</b>	<b>4070</b>

METAL BASE	Standard in Powder Coat		GSA SIN 71116
	Hand Rubbed Steel	add <b>162</b>	✓ SCS Certified Indoor Advantage Gold
	Stainless Steel	add <b>243</b>	See <a href="#">Materials &amp; Finishes</a> on page 29



230-56

## Low Back, Sofa, Armless

Single Upholstery	yds	sqft
	<b>7.5</b>	<b>135</b>
-----		
Multiple Upholstery	Seat and Back Cushions	<b>4 72</b>
	Body	<b>4 72</b>

Outer Width	<b>56"</b>
Outer Depth	<b>29"</b>
Outer Height	<b>30"</b>
Seat Height	<b>17"</b>
Seat Depth	<b>16"</b>
Carton Weight	<b>150 lbs</b>
Carton Volume	<b>36 cu ft</b>

COM	COL	MB LEATHER		GRADE-IN FABRICS								
		A	B	1	2	3	4	5	6	7	8	9
<b>4563</b>	<b>5019</b>	<b>6723</b>	<b>7263</b>	<b>5043</b>	<b>5193</b>	<b>5343</b>	<b>5493</b>	<b>5643</b>	<b>5793</b>	<b>5943</b>	<b>6093</b>	<b>6243</b>

METAL BASE	Standard in Powder Coat		GSA SIN 71116
	Hand Rubbed Steel	add <b>240</b>	✓ SCS Certified Indoor Advantage Gold
	Stainless Steel	add <b>360</b>	See <a href="#">Materials &amp; Finishes</a> on page 29

# FOLD



233-01

## High Back, Chair

Single Upholstery		yds	sqft
		0	0
-----			
Multiple Upholstery	Shell	2.25	41
	Body	2.5	45

Outer Width	30"
Outer Depth	29"
Outer Height	38.5"
Seat Height	17"
Seat Depth	18.5"
Carton Weight	70 lbs
Carton Volume	24 cu ft

COM	COL	MB LEATHER		GRADE-IN FABRICS									
		A	B	1	2	3	4	5	6	7	8	9	
3080	3388	3080	3080	3080	3080	3080	3080	3080	3080	3080	3080	3080	3080

METAL BASE	Standard in Powder Coat												GSA SIN 71116
	Hand Rubbed Steel						add	162					✓ SCS Certified Indoor Advantage Gold
	Stainless Steel						add	243					See <a href="#">Materials &amp; Finishes</a> on page 29



233-04

## High Back, Chair, Pedestal Base

Single Upholstery		yds	sqft
		4.5	81
-----			
Multiple Upholstery	Shell	2.25	41
	Body	2.5	45

Outer Width	30"
Outer Depth	29"
Outer Height	38"
Seat Height	17"
Seat Depth	17.5"
Carton Weight	80 lbs
Carton Volume	25 cu ft

COM	COL	MB LEATHER		GRADE-IN FABRICS								
		A	B	1	2	3	4	5	6	7	8	9
3229	3552	4525	4849	3517	3607	3697	3787	3877	3967	4057	4147	4237

METAL BASE	Standard in Powder Coat												GSA SIN 71116
	Hand Rubbed Steel						add	162					✓ SCS Certified Indoor Advantage Gold
	Stainless Steel						add	243					See <a href="#">Materials &amp; Finishes</a> on page 29

# FOLD



233-01SWV

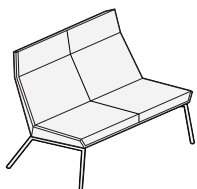
## High Back, Chair, Swivel Base

Upholstery		yds	sqft
Single Upholstery		4.5	81
Multiple Upholstery	Shell	2.25	41
	Body	2.5	45

Outer Width	30"
Outer Depth	29"
Outer Height	38"
Seat Height	17"
Seat Depth	17.5"
Carton Weight	80 lbs
Carton Volume	25 cu ft

COM	COL	MB LEATHER		GRADE-IN FABRICS								
		A	B	1	2	3	4	5	6	7	8	9
3009	3310	4305	4629	3297	3387	3477	3567	3657	3747	3837	3927	4017

METAL BASE	Standard in Powder Coat											GSA SIN 71116
	Hand Rubbed Steel						add	162				✓ SCS Certified Indoor Advantage Gold
	Stainless Steel						add	243				See <a href="#">Materials &amp; Finishes</a> on page 29



233-56

## High Back, Sofa, Armless

Upholstery		yds	sqft
Single Upholstery		8.5	153
Multiple Upholstery	Shell	4.25	77
	Body	4.5	81

Outer Width	56"
Outer Depth	29"
Outer Height	38.5"
Seat Height	17"
Seat Depth	18.5"
Carton Weight	80 lbs
Carton Volume	44 cu ft

COM	COL	MB LEATHER		GRADE-IN FABRICS								
		A	B	1	2	3	4	5	6	7	8	9
4655	5121	7103	7715	5199	5369	5539	5709	5879	6049	6219	6389	6559

METAL BASE	Standard in Powder Coat												GSA SIN 71116
	Hand Rubbed Steel						add	240					✓ SCS Certified Indoor Advantage Gold
	Stainless Steel						add	360					See <a href="#">Materials &amp; Finishes</a> on page 29

# FOLD

Martin  
/ Bratrud



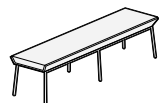
230-02

## Bench

Single Upholstery	yds	sqft
	<b>2</b>	<b>36</b>
.....		
Outer Width		<b>29.5"</b>
Outer Depth		<b>20"</b>
Outer Height		<b>17"</b>
Carton Weight		<b>25 lbs</b>
Carton Volume		<b>11 cu ft</b>

COM	COL	MB LEATHER		GRADE-IN FABRICS								
		A	B	1	2	3	4	5	6	7	8	9
<b>2306</b>	<b>2537</b>	<b>2882</b>	<b>3026</b>	<b>2434</b>	<b>2474</b>	<b>2514</b>	<b>2554</b>	<b>2594</b>	<b>2634</b>	<b>2674</b>	<b>2714</b>	<b>2754</b>

METAL BASE	Standard in Powder Coat											GSA SIN 71116
	Hand Rubbed Steel						add	<b>162</b>				✓ SCS Certified Indoor Advantage Gold
	Stainless Steel						add	<b>243</b>				See <a href="#">Materials &amp; Finishes</a> on page 29



232-72BN

## Bench, Narrow

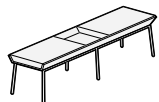
Single Upholstery	yds	sqft
	<b>2.75</b>	<b>50</b>
.....		
Outer Width		<b>72"</b>
Outer Depth		<b>18"</b>
Outer Height		<b>17.5"</b>
Carton Weight		<b>81 lbs</b>
Carton Volume		<b>17 cu ft</b>

COM	COL	MB LEATHER		GRADE-IN FABRICS								
		A	B	1	2	3	4	5	6	7	8	9
<b>3612</b>	<b>3973</b>	<b>4404</b>	<b>4602</b>	<b>3788</b>	<b>3843</b>	<b>3898</b>	<b>3953</b>	<b>4008</b>	<b>4063</b>	<b>4118</b>	<b>4173</b>	<b>4228</b>

METAL BASE	Standard in Powder Coat											GSA SIN 71116
	Hand Rubbed Steel						add	<b>280</b>				✓ SCS Certified Indoor Advantage Gold
	Stainless Steel						add	<b>420</b>				See <a href="#">Materials &amp; Finishes</a> on page 29

# FOLD

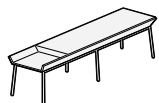
## Bench, Narrow, Center Table



232-72BN-OTC

Single Upholstery	yds	sqft
	<b>2.75</b>	<b>50</b>
.....		
Outer Width		<b>72"</b>
Outer Depth		<b>18"</b>
Outer Height		<b>17.5"</b>
Carton Weight		<b>83 lbs</b>
Carton Volume		<b>17 cu ft</b>

## Bench, Narrow, End Table



232-72BN-OTS

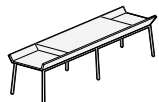
Single Upholstery	yds	sqft
	<b>2.75</b>	<b>50</b>
.....		
Outer Width		<b>72"</b>
Outer Depth		<b>18"</b>
Outer Height		<b>17.5"</b>
Carton Weight		<b>83 lbs</b>
Carton Volume		<b>17 cu ft</b>

COM	COL	MB LEATHER		GRADE-IN FABRICS									
		A	B	1	2	3	4	5	6	7	8	9	
<b>4179</b>	<b>4597</b>	<b>4971</b>	<b>5169</b>	<b>4355</b>	<b>4410</b>	<b>4465</b>	<b>4520</b>	<b>4575</b>	<b>4630</b>	<b>4685</b>	<b>4740</b>	<b>4795</b>	
TABLE INSET		Standard in Ash						Wood inset is veneer.					
		Corian® in Glacier White						add <b>60</b>					
		Walnut						add <b>120</b>					
		Corian® in Carbon or Concrete						add <b>160</b>					
		Marble and Granite						add <b>420</b>					
METAL BASE		Standard in Powder Coat											
		Hand Rubbed Steel						add <b>280</b>					
		Stainless Steel						add <b>420</b>					

COM	COL	MB LEATHER		GRADE-IN FABRICS									
		A	B	1	2	3	4	5	6	7	8	9	
<b>4179</b>	<b>4597</b>	<b>4971</b>	<b>5169</b>	<b>4355</b>	<b>4410</b>	<b>4465</b>	<b>4520</b>	<b>4575</b>	<b>4630</b>	<b>4685</b>	<b>4740</b>	<b>4795</b>	
TABLE INSET		Standard in Ash						Wood inset is veneer.					
		Corian® in Glacier White						add <b>60</b>					
		Walnut						add <b>120</b>					
		Corian® in Carbon or Concrete						add <b>160</b>					
		Marble and Granite						add <b>420</b>					
METAL BASE		Standard in Powder Coat											
		Hand Rubbed Steel						add <b>280</b>					
		Stainless Steel						add <b>420</b>					

# FOLD

Martin  
/ Bratrud



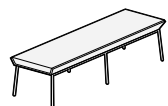
232-72BN-TT

## Bench, Narrow, Two Tables

Single Upholstery	yds	sqft
	<b>2.5</b>	<b>45</b>
.....		
Outer Width		<b>72"</b>
Outer Depth		<b>18"</b>
Outer Height		<b>17.5"</b>
Carton Weight		<b>86 lbs</b>
Carton Volume		<b>17 cu ft</b>

		MB LEATHER		GRADE-IN FABRICS									
COM	COL	A	B	1	2	3	4	5	6	7	8	9	
<b>4744</b>	<b>5218</b>	<b>5464</b>	<b>5644</b>	<b>4904</b>	<b>4954</b>	<b>5004</b>	<b>5054</b>	<b>5104</b>	<b>5154</b>	<b>5204</b>	<b>5254</b>	<b>5304</b>	
TABLE INSETS		Standard in Ash						Wood insets are veneer.					
		Corian® in Glacier White						add <b>120</b>					
		Walnut						add <b>240</b>					
		Corian® in Carbon or Concrete						add <b>320</b>					
		Marble and Granite						add <b>840</b>					
METAL BASE		Standard in Powder Coat											
		Hand Rubbed Steel						add <b>280</b>					
		Stainless Steel						add <b>420</b>					

See [Materials & Finishes](#) on page 29



232-72BW

## Bench, Wide

Single Upholstery	yds	sqft
	<b>3.25</b>	<b>59</b>
.....		
Outer Width		<b>72"</b>
Outer Depth		<b>22"</b>
Outer Height		<b>17.5"</b>
Carton Weight		<b>96 lbs</b>
Carton Volume		<b>20 cu ft</b>

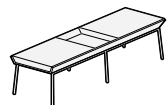
		MB LEATHER		GRADE-IN FABRICS									
COM	COL	A	B	1	2	3	4	5	6	7	8	9	
<b>3737</b>	<b>4111</b>	<b>4673</b>	<b>4907</b>	<b>3945</b>	<b>4010</b>	<b>4075</b>	<b>4140</b>	<b>4205</b>	<b>4270</b>	<b>4335</b>	<b>4400</b>	<b>4465</b>	
METAL BASE		Standard in Powder Coat						GSA SIN 71116					
		Hand Rubbed Steel						add <b>280</b>					
		Stainless Steel						add <b>420</b>					

See [Materials & Finishes](#) on page 29



# FOLD

Martin  
/ Bratrud



232-72BW-OTC

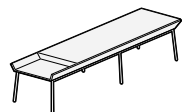
## Bench, Wide,Center Table

Single Upholstery	yds	sqft
	<b>3.25</b>	<b>59</b>
-----		
Outer Width		<b>72"</b>
Outer Depth		<b>22"</b>
Outer Height		<b>17.5"</b>
Carton Weight		<b>99 lbs</b>
Carton Volume		<b>20 cu ft</b>

COM	COL	MB LEATHER		GRADE-IN FABRICS								
		A	B	1	2	3	4	5	6	7	8	9
<b>4305</b>	<b>4736</b>	<b>5241</b>	<b>5475</b>	<b>4513</b>	<b>4578</b>	<b>4643</b>	<b>4708</b>	<b>4773</b>	<b>4838</b>	<b>4903</b>	<b>4968</b>	<b>5033</b>

TABLE INSET	Standard in Ash		Wood inset is veneer.
	Corian® in Glacier White	add	<b>60</b>
	Walnut	add	<b>120</b>
	Corian® in Carbon or Concrete	add	<b>160</b>
	Marble and Granite	add	<b>420</b>
-----			
METAL BASE	Standard in Powder Coat		
	Hand Rubbed Steel	add	<b>280</b>
	Stainless Steel	add	<b>420</b>

GSA SIN 71116  
 ✓ SCS Certified Indoor Advantage Gold  
 See [Materials & Finishes](#) on page 29



232-72BW-OTS

## Bench, Wide,End Table

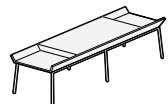
Single Upholstery	yds	sqft
	<b>3.25</b>	<b>59</b>
-----		
Outer Width		<b>72"</b>
Outer Depth		<b>22"</b>
Outer Height		<b>17.5"</b>
Carton Weight		<b>99 lbs</b>
Carton Volume		<b>20 cu ft</b>

COM	COL	MB LEATHER		GRADE-IN FABRICS								
		A	B	1	2	3	4	5	6	7	8	9
<b>4303</b>	<b>4733</b>	<b>5239</b>	<b>5473</b>	<b>4511</b>	<b>4576</b>	<b>4641</b>	<b>4706</b>	<b>4771</b>	<b>4836</b>	<b>4901</b>	<b>4966</b>	<b>5031</b>

TABLE INSET	Standard in Ash		Wood inset is veneer.
	Corian® in Glacier White	add	<b>60</b>
	Walnut	add	<b>120</b>
	Corian® in Carbon or Concrete	add	<b>160</b>
	Marble and Granite	add	<b>420</b>
-----			
METAL BASE	Standard in Powder Coat		
	Hand Rubbed Steel	add	<b>280</b>
	Stainless Steel	add	<b>420</b>

GSA SIN 71116  
 ✓ SCS Certified Indoor Advantage Gold  
 See [Materials & Finishes](#) on page 29

# FOLD



232-72BW-TT

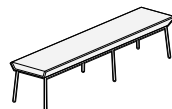
## Bench, Wide, Two Tables

Single Upholstery	yds	sqft
	<b>3</b>	<b>54</b>
.....		
Outer Width		<b>72"</b>
Outer Depth		<b>22"</b>
Outer Height		<b>17.5"</b>
Carton Weight		<b>102 lbs</b>
Carton Volume		<b>20 cu ft</b>

COM	COL	MB LEATHER		GRADE-IN FABRICS								
		A	B	1	2	3	4	5	6	7	8	9
<b>4870</b>	<b>5357</b>	<b>5734</b>	<b>5950</b>	<b>5062</b>	<b>5122</b>	<b>5182</b>	<b>5242</b>	<b>5302</b>	<b>5362</b>	<b>5422</b>	<b>5482</b>	<b>5542</b>

TABLE INSETS	Standard in Ash		Wood insets are veneer.
	Corian® in Glacier White	add <b>120</b>	
	Walnut	add <b>240</b>	GSA SIN 71116
	Corian® in Carbon or Concrete	add <b>320</b>	✓ SCS Certified Indoor Advantage Gold
	Marble and Granite	add <b>840</b>	See <a href="#">Materials &amp; Finishes</a> on page 29
METAL BASE	Standard in Powder Coat		
	Hand Rubbed Steel	add <b>280</b>	
	Stainless Steel	add <b>420</b>	

## Bench, Narrow



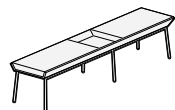
232-84BN

Single Upholstery	yds	sqft
	<b>3.25</b>	<b>59</b>
.....		
Outer Width		<b>84"</b>
Outer Depth		<b>18"</b>
Outer Height		<b>17.5"</b>
Carton Weight		<b>99 lbs</b>
Carton Volume		<b>20 cu ft</b>

COM	COL	MB LEATHER		GRADE-IN FABRICS								
		A	B	1	2	3	4	5	6	7	8	9
<b>4105</b>	<b>4516</b>	<b>5041</b>	<b>5275</b>	<b>4313</b>	<b>4378</b>	<b>4443</b>	<b>4508</b>	<b>4573</b>	<b>4638</b>	<b>4703</b>	<b>4768</b>	<b>4833</b>

METAL BASE	Standard in Powder Coat		GSA SIN 71116
	Hand Rubbed Steel	add <b>300</b>	
	Stainless Steel	add <b>450</b>	✓ SCS Certified Indoor Advantage Gold
			See <a href="#">Materials &amp; Finishes</a> on page 29

# FOLD



232-84BN-OTC

## Bench, Narrow, Center Table

Single Upholstery	yds	sqft
	<b>3.25</b>	<b>59</b>
-----		
Outer Width		<b>84"</b>
Outer Depth		<b>18"</b>
Outer Height		<b>17.5"</b>
Carton Weight		<b>102 lbs</b>
Carton Volume		<b>20 cu ft</b>

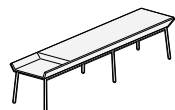
COM	COL	MB LEATHER		GRADE-IN FABRICS								
		A	B	1	2	3	4	5	6	7	8	9
<b>4671</b>	<b>5138</b>	<b>5607</b>	<b>5841</b>	<b>4879</b>	<b>4944</b>	<b>5009</b>	<b>5074</b>	<b>5139</b>	<b>5204</b>	<b>5269</b>	<b>5334</b>	<b>5399</b>

TABLE INSET	Standard in Ash		Wood inset is veneer.
	Corian® in Glacier White	add <b>60</b>	
	Walnut	add <b>120</b>	GSA SIN 71116
	Corian® in Carbon or Concrete	add <b>160</b>	✓ SCS Certified Indoor Advantage Gold
	Marble and Granite	add <b>420</b>	See <a href="#">Materials &amp; Finishes</a> on page 29

METAL BASE	Standard in Powder Coat		
	Hand Rubbed Steel	add <b>300</b>	
	Stainless Steel	add <b>450</b>	



232-84BN-OTS

## Bench, Narrow, End Table

Single Upholstery	yds	sqft
	<b>3.25</b>	<b>59</b>
-----		
Outer Width		<b>84"</b>
Outer Depth		<b>18"</b>
Outer Height		<b>17.5"</b>
Carton Weight		<b>102 lbs</b>
Carton Volume		<b>20 cu ft</b>

COM	COL	MB LEATHER		GRADE-IN FABRICS								
		A	B	1	2	3	4	5	6	7	8	9
<b>4301</b>	<b>4731</b>	<b>5237</b>	<b>5471</b>	<b>4509</b>	<b>4574</b>	<b>4639</b>	<b>4704</b>	<b>4769</b>	<b>4834</b>	<b>4899</b>	<b>4964</b>	<b>5029</b>

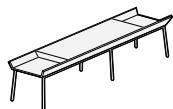
  

TABLE INSET	Standard in Ash		Wood inset is veneer.
	Corian® in Glacier White	add <b>60</b>	
	Walnut	add <b>120</b>	GSA SIN 71116
	Corian® in Carbon or Concrete	add <b>160</b>	✓ SCS Certified Indoor Advantage Gold
	Marble and Granite	add <b>420</b>	See <a href="#">Materials &amp; Finishes</a> on page 29

METAL BASE	Standard in Powder Coat		
	Hand Rubbed Steel	add <b>300</b>	
	Stainless Steel	add <b>450</b>	

# FOLD



232-84BN-TT

## Bench, Narrow, Two End Tables

Single Upholstery	yds	sqft
	<b>3</b>	<b>54</b>
-----		
Outer Width		<b>84"</b>
Outer Depth		<b>18"</b>
Outer Height		<b>17.5"</b>
Carton Weight		<b>105 lbs</b>
Carton Volume		<b>20 cu ft</b>

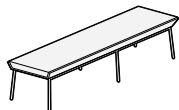
COM	COL	MB LEATHER		GRADE-IN FABRICS								
		A	B	1	2	3	4	5	6	7	8	9
<b>5235</b>	<b>5759</b>	<b>6099</b>	<b>6315</b>	<b>5427</b>	<b>5487</b>	<b>5547</b>	<b>5607</b>	<b>5667</b>	<b>5727</b>	<b>5787</b>	<b>5847</b>	<b>5907</b>

TABLE INSETS	Standard in Ash		Wood insets are veneer.
	Corian® in Glacier White	add <b>120</b>	
	Walnut	add <b>240</b>	GSA SIN 71116
	Corian® in Carbon or Concrete	add <b>320</b>	✓ SCS Certified Indoor Advantage Gold
	Marble and Granite	add <b>840</b>	See <a href="#">Materials &amp; Finishes</a> on page 29

METAL BASE	Standard in Powder Coat		
	Hand Rubbed Steel	add <b>300</b>	
	Stainless Steel	add <b>450</b>	



232-84BW

## Bench, Wide

Single Upholstery	yds	sqft
	<b>4</b>	<b>72</b>
-----		
Outer Width		<b>84"</b>
Outer Depth		<b>22"</b>
Outer Height		<b>17.5"</b>
Carton Weight		<b>109 lbs</b>
Carton Volume		<b>23 cu ft</b>

COM	COL	MB LEATHER		GRADE-IN FABRICS								
		A	B	1	2	3	4	5	6	7	8	9
<b>4231</b>	<b>4654</b>	<b>5383</b>	<b>5671</b>	<b>4487</b>	<b>4567</b>	<b>4647</b>	<b>4727</b>	<b>4807</b>	<b>4887</b>	<b>4967</b>	<b>5047</b>	<b>5127</b>

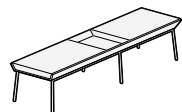
METAL BASE	Standard in Powder Coat		GSA SIN 71116
	Hand Rubbed Steel	add <b>300</b>	
	Stainless Steel	add <b>450</b>	✓ SCS Certified Indoor Advantage Gold

See [Materials & Finishes](#) on page 29

# FOLD

Martin  
/ Bratrud



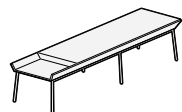
232-84BW-OTC

## Bench, Wide,Center Table

Single Upholstery	yds	sqft
	<b>4</b>	<b>72</b>
.....		
Outer Width		<b>84"</b>
Outer Depth		<b>22"</b>
Outer Height		<b>17.5"</b>
Carton Weight		<b>112 lbs</b>
Carton Volume		<b>23 cu ft</b>

COM	COL	MB LEATHER		GRADE-IN FABRICS									
		A	B	1	2	3	4	5	6	7	8	9	
<b>4798</b>	<b>5278</b>	<b>5950</b>	<b>6238</b>	<b>5054</b>	<b>5134</b>	<b>5214</b>	<b>5294</b>	<b>5374</b>	<b>5454</b>	<b>5534</b>	<b>5614</b>	<b>5694</b>	
TABLE INSET		Standard in Ash						Wood inset is veneer.					
		Corian® in Glacier White						add <b>60</b>					
		Walnut						add <b>120</b>					
		Corian® in Carbon or Concrete						add <b>160</b>					
		Marble and Granite						add <b>420</b>					
METAL BASE		Standard in Powder Coat											
		Hand Rubbed Steel						add <b>300</b>					
		Stainless Steel						add <b>450</b>					

GSA SIN 71116  
 ✓ SCS Certified Indoor Advantage Gold  
 See [Materials & Finishes](#) on page 29



232-84BW-OTS

## Bench, Wide,End Table

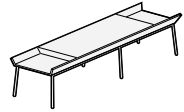
Single Upholstery	yds	sqft
	<b>4</b>	<b>72</b>
.....		
Outer Width		<b>84"</b>
Outer Depth		<b>22"</b>
Outer Height		<b>17.5"</b>
Carton Weight		<b>112 lbs</b>
Carton Volume		<b>23 cu ft</b>

COM	COL	MB LEATHER		GRADE-IN FABRICS									
		A	B	1	2	3	4	5	6	7	8	9	
<b>5149</b>	<b>5664</b>	<b>6301</b>	<b>6589</b>	<b>5405</b>	<b>5485</b>	<b>5565</b>	<b>5645</b>	<b>5725</b>	<b>5805</b>	<b>5885</b>	<b>5965</b>	<b>6045</b>	
TABLE INSET		Standard in Ash						Wood inset is veneer.					
		Corian® in Glacier White						add <b>60</b>					
		Walnut						add <b>120</b>					
		Corian® in Carbon or Concrete						add <b>160</b>					
		Marble and Granite						add <b>420</b>					
METAL BASE		Standard in Powder Coat											
		Hand Rubbed Steel						add <b>300</b>					
		Stainless Steel						add <b>450</b>					

GSA SIN 71116  
 ✓ SCS Certified Indoor Advantage Gold  
 See [Materials & Finishes](#) on page 29

# FOLD

Martin  
/ Bratrud



232-84BW-TT

## Bench, Wide, Two Tables

Single Upholstery	yds	sqft
	<b>3.75</b>	<b>68</b>
.....		
Outer Width		<b>84"</b>
Outer Depth		<b>22"</b>
Outer Height		<b>17.5"</b>
Carton Weight		<b>115 lbs</b>
Carton Volume		<b>23 cu ft</b>

COM	COL	MB LEATHER		GRADE-IN FABRICS									
		A	B	1	2	3	4	5	6	7	8	9	
<b>5757</b>	<b>6333</b>	<b>6837</b>	<b>7107</b>	<b>5997</b>	<b>6072</b>	<b>6147</b>	<b>6222</b>	<b>6297</b>	<b>6372</b>	<b>6447</b>	<b>6522</b>	<b>6597</b>	
TABLE INSETS		Standard in Ash						Wood insets are veneer.					
		Corian® in Glacier White						add <b>120</b>					
		Walnut						add <b>240</b>					
		Corian® in Carbon or Concrete						add <b>320</b>					
		Marble and Granite						add <b>840</b>					
METAL BASE		Standard in Powder Coat											
		Hand Rubbed Steel						add <b>300</b>					
		Stainless Steel						add <b>450</b>					

GSA SIN 71116  
 ✓ SCS Certified Indoor Advantage Gold  
 See [Materials & Finishes](#) on page 29

# FOLD



230-05C

## Stool, Counter Height

Single Upholstery	yds	sqft
	<b>1.5</b>	<b>27</b>
-----		
Outer Width		<b>20"</b>
Outer Depth		<b>18"</b>
Outer Height		<b>34"</b>
Seat Height		<b>26.5"</b>
Carton Weight		<b>21 lbs</b>
Carton Volume		<b>9 cu ft</b>

COM	COL	MB LEATHER		GRADE-IN FABRICS								
		A	B	1	2	3	4	5	6	7	8	9
<b>2498</b>	<b>2748</b>	<b>2930</b>	<b>3038</b>	<b>2594</b>	<b>2624</b>	<b>2654</b>	<b>2684</b>	<b>2714</b>	<b>2744</b>	<b>2774</b>	<b>2804</b>	<b>2834</b>

METAL BASE	Standard in Powder Coat											GSA SIN 71116
	Hand Rubbed Steel						add	<b>202</b>				✓ SCS Certified Indoor Advantage Gold
	Stainless Steel						add	<b>303</b>				See <a href="#">Materials &amp; Finishes</a> on page 29



230-05

## Stool, Bar Height

Single Upholstery	yds	sqft
	<b>1.5</b>	<b>27</b>
-----		
Outer Width		<b>20"</b>
Outer Depth		<b>18"</b>
Outer Height		<b>39"</b>
Seat Height		<b>31.5"</b>
Carton Volume		<b>11 cu ft</b>

COM	COL	MB LEATHER		GRADE-IN FABRICS								
		A	B	1	2	3	4	5	6	7	8	9
<b>2503</b>	<b>2753</b>	<b>2935</b>	<b>3043</b>	<b>2599</b>	<b>2629</b>	<b>2659</b>	<b>2689</b>	<b>2719</b>	<b>2749</b>	<b>2779</b>	<b>2809</b>	<b>2839</b>

METAL BASE	Standard in Powder Coat											GSA SIN 71116
	Hand Rubbed Steel						add	<b>202</b>				✓ SCS Certified Indoor Advantage Gold
	Stainless Steel						add	<b>303</b>				See <a href="#">Materials &amp; Finishes</a> on page 29

# FOLD



231-18CL

## Table, Round, Low

Outer Width	<b>18"</b>
Outer Depth	<b>18"</b>
Outer Height	<b>16"</b>
Carton Weight	<b>36 lbs</b>
Carton Volume	<b>4 cu ft</b>

VENEER					
Ash	Maple	Walnut	Glass	Corian®	Stone
<b>2589</b>	<b>2589</b>	<b>2648</b>	<b>2861</b>	<b>2711</b>	<b>2890</b>

TABLE TOP	Corian® Standard in Glacier White				
	Corian® in Carbon or Concrete	add	<b>80</b>		

GSA SIN 71116

✓ SCS Certified Indoor Advantage Gold

See [Materials & Finishes](#) on page 29

METAL BASE	Standard in Powder Coat				
	Hand Rubbed Steel	add	<b>160</b>		
	Stainless Steel	add	<b>240</b>		



231-24CL

## Table, Round, Low

Outer Width	<b>24"</b>
Outer Depth	<b>24"</b>
Outer Height	<b>16"</b>
Carton Weight	<b>50 lbs</b>
Carton Volume	<b>7 cu ft</b>

VENEER					
Ash	Maple	Walnut	Glass	Corian®	Stone
<b>3071</b>	<b>3071</b>	<b>3153</b>	<b>3431</b>	<b>2989</b>	<b>3434</b>

TABLE TOP	Corian® Standard in Glacier White				
	Corian® in Carbon or Concrete	add	<b>120</b>		

GSA SIN 71116


✓ SCS Certified Indoor Advantage Gold

See [Materials & Finishes](#) on page 29

METAL BASE	Standard in Powder Coat				
	Hand Rubbed Steel	add	<b>180</b>		
	Stainless Steel	add	<b>270</b>		



# FOLD



231-36CL

## Table, Round, Low

Outer Width	<b>36"</b>
Outer Depth	<b>36"</b>
Outer Height	<b>16"</b>
Carton Weight	<b>105 lbs</b>
Carton Volume	<b>15 cu ft</b>

VENEER					
Ash	Maple	Walnut	Glass	Corian®	Stone
<b>4184</b>	<b>4184</b>	<b>4349</b>	<b>4355</b>	<b>4834</b>	<b>5462</b>


TABLE TOP	Corian® Standard in Glacier White				
	Corian® in Carbon or Concrete	add	<b>240</b>		

GSA SIN 71116

✓ SCS Certified Indoor Advantage Gold

METAL BASE	Standard in Powder Coat				
	Hand Rubbed Steel	add	<b>220</b>		
	Stainless Steel	add	<b>330</b>		

See [Materials & Finishes](#) on page 29



231-42CL

## Table, Round, Low

Outer Width	<b>42"</b>
Outer Depth	<b>42"</b>
Outer Height	<b>16"</b>
Carton Weight	<b>143 lbs</b>
Carton Volume	<b>20 cu ft</b>

VENEER					
Ash	Maple	Walnut	Glass	Corian®	Stone
<b>4969</b>	<b>4969</b>	<b>5201</b>	<b>5402</b>	<b>5661</b>	<b>6811</b>

TABLE TOP	Corian® Standard in Glacier White				
	Corian® in Carbon or Concrete	add	<b>270</b>		

GSA SIN 71116

✓ SCS Certified Indoor Advantage Gold

METAL BASE	Standard in Powder Coat				
	Hand Rubbed Steel	add	<b>240</b>		
	Stainless Steel	add	<b>360</b>		

See [Materials & Finishes](#) on page 29

# FOLD

Martin  
/ Bratrud



231-18CM

## Table, Round, Mid

Outer Width	18"
Outer Depth	18"
Outer Height	18"
Carton Weight	37 lbs
Carton Volume	5 cu ft

VENEER					
Ash	Maple	Walnut	Glass	Corian®	Stone
2613	2613	2673	2890	2737	2915

TABLE TOP	Corian® Standard in Glacier White				
	Corian® in Carbon or Concrete	add	80		

GSA SIN 71116

✓ SCS Certified Indoor Advantage Gold

METAL BASE	Standard in Powder Coat				
	Hand Rubbed Steel	add	160		
	Stainless Steel	add	240		

See [Materials & Finishes](#) on page 29



231-18CH

## Table, Round, High

Outer Width	18"
Outer Depth	18"
Outer Height	20"
Carton Weight	38 lbs
Carton Volume	5 cu ft

VENEER					
Ash	Maple	Walnut	Glass	Corian®	Stone
2642	2642	2702	2915	2767	2947

TABLE TOP	Corian® Standard in Glacier White				
	Corian® in Carbon or Concrete	add	80		

GSA SIN 71116

✓ SCS Certified Indoor Advantage Gold

METAL BASE	Standard in Powder Coat				
	Hand Rubbed Steel	add	160		
	Stainless Steel	add	240		

See [Materials & Finishes](#) on page 29

# FOLD



231-19CH

## Table, Round, High

Outer Width	18.5"
Outer Depth	18.5"
Outer Height	21"
Carton Weight	40 lbs
Carton Volume	6 cu ft

VENEER					
Ash	Maple	Walnut	Glass	Corian®	Stone
2914	2914	2972	3081	2955	3187

TABLE TOP	Corian® Standard in Glacier White				
	Corian® in Carbon or Concrete	add	110		

GSA SIN 71116

✓ SCS Certified Indoor Advantage Gold

METAL BASE	Standard in Powder Coat				
	Hand Rubbed Steel	add	170		
	Stainless Steel	add	255		

See [Materials & Finishes](#) on page 29



231-20CH

## Table, Round, High

Outer Width	20"
Outer Depth	20"
Outer Height	20"
Carton Weight	46 lbs
Carton Volume	6 cu ft

VENEER					
Ash	Maple	Walnut	Glass	Corian®	Stone
2860	2860	2927	3063	2903	3044

TABLE TOP	Corian® Standard in Glacier White				
	Corian® in Carbon or Concrete	add	110		

GSA SIN 71116

✓ SCS Certified Indoor Advantage Gold

METAL BASE	Standard in Powder Coat				
	Hand Rubbed Steel	add	170		
	Stainless Steel	add	255		

See [Materials & Finishes](#) on page 29

# FOLD



231-24CH

## Table, Round, High

Outer Width	24"
Outer Depth	24"
Outer Height	20"
Carton Weight	52 lbs
Carton Volume	8 cu ft

VENEER					
Ash	Maple	Walnut	Glass	Corian®	Stone
3080	3080	3163	3441	2998	3442

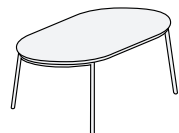
TABLE TOP	Corian® Standard in Glacier White				
	Corian® in Carbon or Concrete	add	120		

GSA SIN 71116

✓ SCS Certified Indoor Advantage Gold

See [Materials & Finishes](#) on page 29

METAL BASE	Standard in Powder Coat				
	Hand Rubbed Steel	add	180		
	Stainless Steel	add	270		



231-24RT

## Table, Racetrack, Low

Outer Width	48"
Outer Depth	24"
Outer Height	16"
Carton Weight	92 lbs
Carton Volume	14 cu ft

VENEER					
Ash	Maple	Walnut	Glass	Corian®	Stone
4091	4091	4257	4761	4060	5871

TABLE TOP	Corian® Standard in Glacier White				
	Corian® in Carbon or Concrete	add	240		

GSA SIN 71116


✓ SCS Certified Indoor Advantage Gold

See [Materials & Finishes](#) on page 29

METAL BASE	Standard in Powder Coat				
	Hand Rubbed Steel	add	240		
	Stainless Steel	add	360		

# FOLD

Martin  
/ Brattrud



231-30RT

## Table, Racetrack, Low

Outer Width	<b>48"</b>
Outer Depth	<b>30"</b>
Outer Height	<b>16"</b>
Carton Weight	<b>113 lbs</b>
Carton Volume	<b>17 cu ft</b>

VENEER					
Ash	Maple	Walnut	Glass	Corian®	Stone
<b>4503</b>	<b>4503</b>	<b>4679</b>	<b>5059</b>	<b>4832</b>	<b>6405</b>

TABLE TOP	Corian® Standard in Glacier White		
	Corian® in Carbon or Concrete	add	<b>280</b>

GSA SIN 71116

✓ SCS Certified Indoor Advantage Gold

See [Materials & Finishes](#) on page 29

METAL BASE	Standard in Powder Coat		
	Hand Rubbed Steel	add	<b>260</b>
	Stainless Steel	add	<b>390</b>



231-16SL

## Table, Square, Low

Outer Width	<b>16"</b>
Outer Depth	<b>16"</b>
Outer Height	<b>16"</b>
Carton Weight	<b>35 lbs</b>
Carton Volume	<b>4 cu ft</b>

VENEER					
Ash	Maple	Walnut	Glass	Corian®	Stone
<b>2198</b>	<b>2198</b>	<b>2247</b>	<b>2423</b>	<b>2244</b>	<b>2432</b>

TABLE TOP	Corian® Standard in Glacier White		
	Corian® in Carbon or Concrete	add	<b>80</b>

GSA SIN 71116

✓ SCS Certified Indoor Advantage Gold

See [Materials & Finishes](#) on page 29

METAL BASE	Standard in Powder Coat		
	Hand Rubbed Steel	add	<b>140</b>
	Stainless Steel	add	<b>210</b>

# FOLD



231-18SL

## Table, Square, Low

Outer Width	18"
Outer Depth	18"
Outer Height	16"
Carton Weight	39 lbs
Carton Volume	4 cu ft

VENEER					
Ash	Maple	Walnut	Glass	Corian®	Stone
2448	2448	2506	2637	2511	2703

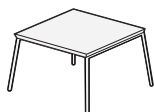
TABLE TOP	Corian® Standard in Glacier White				
	Corian® in Carbon or Concrete	add	80		

GSA SIN 71116

✓ SCS Certified Indoor Advantage Gold

METAL BASE	Standard in Powder Coat				
	Hand Rubbed Steel	add	160		
	Stainless Steel	add	240		

See [Materials & Finishes](#) on page 29



231-24SL

## Table, Square, Low

Outer Width	24"
Outer Depth	24"
Outer Height	16"
Carton Weight	55 lbs
Carton Volume	7 cu ft

VENEER					
Ash	Maple	Walnut	Glass	Corian®	Stone
3105	3105	3189	3166	3117	3536

TABLE TOP	Corian® Standard in Glacier White				
	Corian® in Carbon or Concrete	add	120		

GSA SIN 71116

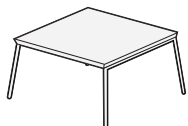
✓ SCS Certified Indoor Advantage Gold

METAL BASE	Standard in Powder Coat				
	Hand Rubbed Steel	add	180		
	Stainless Steel	add	270		

See [Materials & Finishes](#) on page 29

# FOLD

Martin  
/ Bratrud



231-30SL

## Table, Square, Low

Outer Width	30"
Outer Depth	30"
Outer Height	16"
Carton Weight	83 lbs
Carton Volume	11 cu ft

VENEER					
Ash	Maple	Walnut	Glass	Corian®	Stone
3407	3407	3519	3638	3425	4342

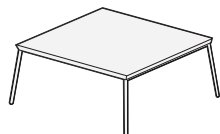
TABLE TOP	Corian® Standard in Glacier White		
	Corian® in Carbon or Concrete	add	190

GSA SIN 71116

✓ SCS Certified Indoor Advantage Gold

METAL BASE	Standard in Powder Coat		
	Hand Rubbed Steel	add	200
	Stainless Steel	add	300

See [Materials & Finishes](#) on page 29



231-36SL

## Table, Square, Low

Outer Width	36"
Outer Depth	36"
Outer Height	16"
Carton Weight	115 lbs
Carton Volume	15 cu ft

VENEER					
Ash	Maple	Walnut	Glass	Corian®	Stone
4027	4027	4192	4059	4481	5163

TABLE TOP	Corian® Standard in Glacier White		
	Corian® in Carbon or Concrete	add	240

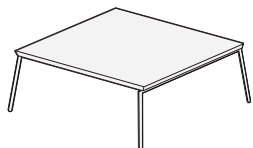
GSA SIN 71116

✓ SCS Certified Indoor Advantage Gold

METAL BASE	Standard in Powder Coat		
	Hand Rubbed Steel	add	220
	Stainless Steel	add	330

See [Materials & Finishes](#) on page 29

# FOLD



231-42SL

## Table, Square, Low

Outer Width	42"
Outer Depth	42"
Outer Height	16"
Carton Weight	160 lbs
Carton Volume	20 cu ft

VENEER					
Ash	Maple	Walnut	Glass	Corian®	Stone
4481	4481	4707	4594	5028	6155

TABLE TOP	Corian® Standard in Glacier White		
	Corian® in Carbon or Concrete	add	270

GSA SIN 71116

✓ SCS Certified Indoor Advantage Gold

METAL BASE	Standard in Powder Coat		
	Hand Rubbed Steel	add	240
	Stainless Steel	add	360

See [Materials & Finishes](#) on page 29



231-18SH

## Table, Square, High

Outer Width	18"
Outer Depth	18"
Outer Height	20"
Carton Weight	47 lbs
Carton Volume	5 cu ft

VENEER					
Ash	Maple	Walnut	Glass	Corian®	Stone
2504	2504	2564	2691	2566	2762

TABLE TOP	Corian® Standard in Glacier White		
	Corian® in Carbon or Concrete	add	80

GSA SIN 71116

✓ SCS Certified Indoor Advantage Gold

METAL BASE	Standard in Powder Coat		
	Hand Rubbed Steel	add	160
	Stainless Steel	add	240

See [Materials & Finishes](#) on page 29



# FOLD



231-18SM

## Table, Square, Mid

Outer Width	18"
Outer Depth	18"
Outer Height	18"
Carton Weight	40 lbs
Carton Volume	5 cu ft

VENEER					
Ash	Maple	Walnut	Glass	Corian®	Stone
2475	2475	2535	2662	2539	2732

TABLE TOP	Corian® Standard in Glacier White				
	Corian® in Carbon or Concrete	add	80		

GSA SIN 71116

✓ SCS Certified Indoor Advantage Gold

METAL BASE	Standard in Powder Coat				
	Hand Rubbed Steel	add	160		
	Stainless Steel	add	240		

See [Materials & Finishes](#) on page 29



231-19SH

## Table, Table, High

Outer Width	18.5"
Outer Depth	18.5"
Outer Height	21"
Carton Weight	44 lbs
Carton Volume	6 cu ft

VENEER					
Ash	Maple	Walnut	Glass	Corian®	Stone
2506	2506	2565	2694	2569	2763

TABLE TOP	Corian® Standard in Glacier White				
	Corian® in Carbon or Concrete	add	110		

GSA SIN 71116

✓ SCS Certified Indoor Advantage Gold

METAL BASE	Standard in Powder Coat				
	Hand Rubbed Steel	add	170		
	Stainless Steel	add	255		

See [Materials & Finishes](#) on page 29

# FOLD



231-20SH

## Table, Square, High

Outer Width	20"
Outer Depth	20"
Outer Height	20"
Carton Weight	52 lbs
Carton Volume	6 cu ft

VENEER					
Ash	Maple	Walnut	Glass	Corian®	Stone
2829	2829	2901	2871	2845	3262

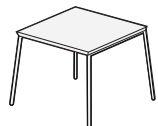
TABLE TOP	Corian® Standard in Glacier White Corian® in Carbon or Concrete	add	110
-----------	--	-----	-----

GSA SIN 71116

✓ SCS Certified Indoor Advantage Gold

METAL BASE	Standard in Powder Coat Hand Rubbed Steel	add	170
	Stainless Steel	add	255

See [Materials & Finishes](#) on page 29



231-24SH

## Table, Square, High

Outer Width	24"
Outer Depth	24"
Outer Height	20"
Carton Weight	58 lbs
Carton Volume	8 cu ft

VENEER					
Ash	Maple	Walnut	Glass	Corian®	Stone
3112	3112	3195	3175	3128	3545

TABLE TOP	Corian® Standard in Glacier White Corian® in Carbon or Concrete	add	120
-----------	--	-----	-----

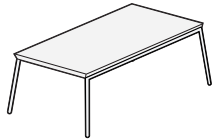
GSA SIN 71116

✓ SCS Certified Indoor Advantage Gold

METAL BASE	Standard in Powder Coat Hand Rubbed Steel	add	180
	Stainless Steel	add	270

See [Materials & Finishes](#) on page 29

# FOLD



231-24R

## Table, Rectangle, Low

Outer Width	24"
Outer Depth	48"
Outer Height	16"
Carton Weight	100 lbs
Carton Volume	14 cu ft

VENEER					
Ash	Maple	Walnut	Glass	Corian®	Stone
4205	4205	4370	4842	4403	6151

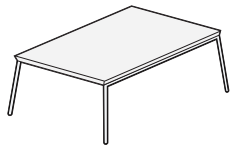
TABLE TOP	Corian® Standard in Glacier White		
	Corian® in Carbon or Concrete	add	240

GSA SIN 71116

✓ SCS Certified Indoor Advantage Gold

See [Materials & Finishes](#) on page 29

METAL BASE	Standard in Powder Coat		
	Hand Rubbed Steel	add	240
	Stainless Steel	add	360



231-30R

## Table, Rectangle, Low

Outer Width	30"
Outer Depth	48"
Outer Height	16"
Carton Weight	125 lbs
Carton Volume	17 cu ft

VENEER					
Ash	Maple	Walnut	Glass	Corian®	Stone
4832	4832	5009	5269	4788	6594

TABLE TOP	Corian® Standard in Glacier White		
	Corian® in Carbon or Concrete	add	280

GSA SIN 71116

✓ SCS Certified Indoor Advantage Gold

See [Materials & Finishes](#) on page 29

METAL BASE	Standard in Powder Coat		
	Hand Rubbed Steel	add	260
	Stainless Steel	add	390

## Notes

---

### Metal Base

(Specify Martin Brattrud Finish)

Standard: Powder Coat

[View Powder Coat - Metallics](#)

[View Powder Coat - Neutrals](#)

[View Powder Coat - Color](#)

Custom Powder Coat Finish produced upon receipt of a customer supplied RAL# and fee of \$385 Net, with a minimum order of 10.

Premium: Polished Stainless Steel (**PSS**), or Satin Stainless Steel (**SSS**)

[View Stainless Steel Premiums](#)

Premium: Hand Rubbed Steel in Brushed Bronze (**BBZ**), Oiled Bronze (**OBZ**),

Charcoal (**CS**) or Black (**BS**)

[View Hand Rubbed Steel Premiums](#)

Hand rubbed finishes are lacquer sealed.

### Table Tops and Bench Table Insets

(Specify Martin Brattrud Finish)

Wood Standard: Ash Veneer

Wood No Charge Option: Maple Veneer

Wood Premium: Walnut Veneer

[View Ash Wood Standard Finishes](#)

[View Maple Wood Standard Finishes](#)

[View Walnut Wood Standard Finishes](#)

Custom Wood Finish produced upon receipt of a customer's approved sample match and fee of \$200 Net for each unique finish per order.















































Glass Standard: Sandblasted Bottom Starphire (**SBS**) .5" thick

Corian® Standard: Glacier White (**GW**) .5" thick

Corian® Premium: Concrete (**CNT**) and Carbon (**CCT**) .5" thick

Stone Standard: Black Granite (**BG**) or Carrara Marble (**CM**) .75" thick

## Materials & Finishes

Metal	<b>POWDER COAT - COLOR</b>	 CLD Cloud	 CMT Cement	 MTL Gunmetal	 FLX Flax	 FST Firesticks	 SEA Deep Sea	
		 VBG Vandenberg						
	<b>POWDER COAT - NEUTRALS</b>	 SRG Sugar Gloss	 SGM Sugar Matte	 CBG Carbon Gloss	 CBN Carbon Matte			
	<b>POWDER COAT - METALLICS</b>	 SIL Silver	 LD Lead	 BRZ Bronze				
	<b>STAINLESS STEEL</b>	 PSS Polished Stainless Steel	 SSS Satin Stainless Steel					
<b>HAND RUBBED STEEL</b>	 BBZ Brushed Bronze	 OBZ Oiled Bronze	 CS Charcoal	 BS Black				
Wood	<b>ASH</b>	 ASH1 Shoji	 ASH2 Cinder	 ASH3 Storm	 ASH4 Dirty Martini	 ASH5 Terracotta	 ASH6 Cove	
		 ASH7 Jalama	 ASH8 Natural	 ASH9 Coal				
	<b>MAPLE</b>	 MAP1 Bright	 MAP2 Natural	 MAP3 Auburn	 MAP4 Fawn	 MAP5 Java	 MAP6 Royal	
	 MAP7 Espresso	 MAP8 Iron	 MAP9 Ebony					
<b>WALNUT</b>	 WAL1 Natural	 WAL2 Deep						
Corian®	<b>CORIAN®</b>	 GW Glacier White	 CNT Concrete	 CCT Carbon				
Stone	<b>MARBLE AND GRANITE</b>	 CM Carrara Marble	 BG Black Granite					
Glass	<b>GLASS</b>	 SBS Starphire Glass, Bottom Sandblased						

## Notes

SEE FINISHES ONLINE

**WOOD:** <https://martinbrattrud.com/Wood>

**METAL & PAINT:** <https://martinbrattrud.com/Metal>

**CORIAN®:** <https://martinbrattrud.com/Corian®>

**STONE:** <https://martinbrattrud.com/Stone>