

# FOLD

Martin  
/ Bratrud

## Pricelist

Effective 09/19/2024

---

DESIGNED BY BRIAN GRAHAM

Inspired by the act of transforming two dimensions into three, the Fold Collection consists of lightly scaled lounge seating and occasional tables. Both seating and tables exhibit a singular lightness created by the seat or tabletop elevated above a stainless steel base. The collection offers multiple options for materials and finishes, including chairs and sofas that feature a tightly tailored seat and back outlined by an upholstered wood frame and resting on stainless steel legs.



LOW BACK	2
HIGH BACK	4
BENCHES	6
STOOLS	15
MATERIALS & FINISHES	17

# FOLD



230-01

## Low Back, Chair

Single Upholstery		yds	sqft
		<b>3.75</b>	<b>68</b>
-----			
Multiple Upholstery	Seat and Back Cushions	<b>2</b>	<b>36</b>
	Body	<b>2</b>	<b>36</b>
-----			
Outer Width			<b>30"</b>
Outer Depth			<b>29"</b>
Outer Height			<b>30"</b>
Seat Height			<b>17"</b>
Seat Depth			<b>18.5"</b>
Carton Weight			<b>67 lbs</b>
Carton Volume			<b>20 cu ft</b>

COM	COL	MB LEATHER		GRADE-IN FABRICS								
		A	B	1	2	3	4	5	6	7	8	9
<b>3204</b>	<b>3524</b>	<b>4284</b>	<b>4554</b>	<b>3444</b>	<b>3519</b>	<b>3594</b>	<b>3669</b>	<b>3744</b>	<b>3819</b>	<b>3894</b>	<b>3969</b>	<b>4044</b>

METAL BASE      Standard in Powder Coat Stainless Steel      add **253**      GSA SIN 33721  
 ✓ SCS Certified Indoor Advantage Gold  
 See [Materials & Finishes](#) on page 17



230-04

## Low Back, Chair, Pedestal Base

Single Upholstery		yds	sqft
		<b>3.75</b>	<b>68</b>
-----			
Multiple Upholstery	Seat and Back Cushions	<b>2</b>	<b>36</b>
	Body	<b>2</b>	<b>36</b>
-----			
Outer Width			<b>33"</b>
Outer Depth			<b>29"</b>
Outer Height			<b>29"</b>
Seat Height			<b>17"</b>
Seat Depth			<b>18.5"</b>
Carton Weight			<b>65 lbs</b>
Carton Volume			<b>17 cu ft</b>

COM	COL	MB LEATHER		GRADE-IN FABRICS								
		A	B	1	2	3	4	5	6	7	8	9
<b>3359</b>	<b>3695</b>	<b>4439</b>	<b>4709</b>	<b>3599</b>	<b>3674</b>	<b>3749</b>	<b>3824</b>	<b>3899</b>	<b>3974</b>	<b>4049</b>	<b>4124</b>	<b>4199</b>

METAL BASE      Standard in Powder Coat Stainless Steel      add **253**      GSA SIN 33721  
 ✓ SCS Certified Indoor Advantage Gold  
 See [Materials & Finishes](#) on page 17

# FOLD



230-04S

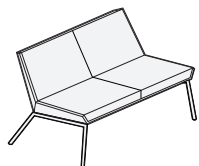
## Low Back, Chair, Swivel Base

Single Upholstery		yds	sqft
		<b>3.75</b>	<b>68</b>
.....			
Multiple Upholstery	Body	<b>2</b>	<b>36</b>
	Seat and Back Cushions	<b>2</b>	<b>36</b>

Outer Width	<b>33"</b>
Outer Depth	<b>29"</b>
Outer Height	<b>29"</b>
Seat Height	<b>17"</b>
Seat Depth	<b>18.5"</b>
Carton Weight	<b>65 lbs</b>
Carton Volume	<b>17 cu ft</b>

COM	COL	MB LEATHER		GRADE-IN FABRICS								
		A	B	1	2	3	4	5	6	7	8	9
<b>3360</b>	<b>3696</b>	<b>4440</b>	<b>4710</b>	<b>3600</b>	<b>3675</b>	<b>3750</b>	<b>3825</b>	<b>3900</b>	<b>3975</b>	<b>4050</b>	<b>4125</b>	<b>4200</b>

METAL BASE      Standard in Powder Coat Stainless Steel      add **253**      GSA SIN 33721  
 ✓ SCS Certified Indoor Advantage Gold  
 See [Materials & Finishes](#) on page 17



230-56

## Low Back, Sofa, Armless

Single Upholstery		yds	sqft
		<b>7.5</b>	<b>135</b>
.....			
Multiple Upholstery	Seat and Back Cushions	<b>4</b>	<b>72</b>
	Body	<b>4</b>	<b>72</b>

Outer Width	<b>56"</b>
Outer Depth	<b>29"</b>
Outer Height	<b>30"</b>
Seat Height	<b>17"</b>
Seat Depth	<b>16"</b>
Carton Weight	<b>150 lbs</b>
Carton Volume	<b>36 cu ft</b>

COM	COL	MB LEATHER		GRADE-IN FABRICS								
		A	B	1	2	3	4	5	6	7	8	9
<b>4746</b>	<b>5221</b>	<b>6906</b>	<b>7446</b>	<b>5226</b>	<b>5376</b>	<b>5526</b>	<b>5676</b>	<b>5826</b>	<b>5976</b>	<b>6126</b>	<b>6276</b>	<b>6426</b>

METAL BASE      Standard in Powder Coat Stainless Steel      add **375**      GSA SIN 33721  
 ✓ SCS Certified Indoor Advantage Gold  
 See [Materials & Finishes](#) on page 17

# FOLD



233-01

## High Back, Chair

Single Upholstery		yds	sqft
		<b>4.5</b>	<b>81</b>
-----			
Multiple Upholstery	Shell	<b>2.25</b>	<b>41</b>
	Body	<b>2.5</b>	<b>45</b>

Outer Width	<b>30"</b>
Outer Depth	<b>29"</b>
Outer Height	<b>38.5"</b>
Seat Height	<b>17"</b>
Seat Depth	<b>18.5"</b>
Carton Weight	<b>70 lbs</b>
Carton Volume	<b>24 cu ft</b>

COM	COL	MB LEATHER		GRADE-IN FABRICS								
		A	B	1	2	3	4	5	6	7	8	9
<b>3204</b>	<b>3524</b>	<b>4500</b>	<b>4824</b>	<b>3492</b>	<b>3582</b>	<b>3672</b>	<b>3762</b>	<b>3852</b>	<b>3942</b>	<b>4032</b>	<b>4122</b>	<b>4212</b>

METAL BASE      Standard in Powder Coat  
 Stainless Steel      add **253**      GSA SIN 33721  
 ✓ SCS Certified Indoor Advantage Gold  
 See [Materials & Finishes](#) on page 17



233-04

## High Back, Chair, Pedestal Base

Single Upholstery		yds	sqft
		<b>4.5</b>	<b>81</b>
-----			
Multiple Upholstery	Shell	<b>2.25</b>	<b>41</b>
	Body	<b>2.5</b>	<b>45</b>

Outer Width	<b>30"</b>
Outer Depth	<b>29"</b>
Outer Height	<b>38"</b>
Seat Height	<b>17"</b>
Seat Depth	<b>17.5"</b>
Carton Weight	<b>80 lbs</b>
Carton Volume	<b>25 cu ft</b>

COM	COL	MB LEATHER		GRADE-IN FABRICS								
		A	B	1	2	3	4	5	6	7	8	9
<b>3359</b>	<b>3695</b>	<b>4655</b>	<b>4979</b>	<b>3647</b>	<b>3737</b>	<b>3827</b>	<b>3917</b>	<b>4007</b>	<b>4097</b>	<b>4187</b>	<b>4277</b>	<b>4367</b>

METAL BASE      Standard in Powder Coat  
 Stainless Steel      add **253**      GSA SIN 33721  
 ✓ SCS Certified Indoor Advantage Gold  
 See [Materials & Finishes](#) on page 17

# FOLD



233-01SWV

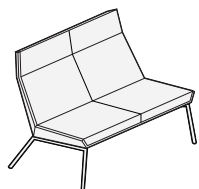
## High Back, Chair, Swivel Base

Single Upholstery	yds	sqft
	4.5	81
-----		
Multiple Upholstery	Shell	Body
	2.25	41
	2.5	45

Outer Width	30"
Outer Depth	29"
Outer Height	38"
Seat Height	17"
Seat Depth	17.5"
Carton Weight	80 lbs
Carton Volume	25 cu ft

COM	COL	MB LEATHER		GRADE-IN FABRICS								
		A	B	1	2	3	4	5	6	7	8	9
3130	3443	4426	4750	3418	3508	3598	3688	3778	3868	3958	4048	4138

METAL BASE	Standard in Powder Coat Stainless Steel	add 253	GSA SIN 33721
			✓ SCS Certified Indoor Advantage Gold
			See <a href="#">Materials &amp; Finishes</a> on page 17



233-56

## High Back, Sofa, Armless

Single Upholstery	yds	sqft
	8.5	153
-----		
Multiple Upholstery	Shell	Body
	4.25	77
	4.5	81

Outer Width	56"
Outer Depth	29"
Outer Height	38.5"
Seat Height	17"
Seat Depth	18.5"
Carton Weight	80 lbs
Carton Volume	44 cu ft

COM	COL	MB LEATHER		GRADE-IN FABRICS								
		A	B	1	2	3	4	5	6	7	8	9
4842	5326	7290	7902	5386	5556	5726	5896	6066	6236	6406	6576	6746

METAL BASE	Standard in Powder Coat Stainless Steel	add 375	GSA SIN 33721
			✓ SCS Certified Indoor Advantage Gold
			See <a href="#">Materials &amp; Finishes</a> on page 17

# FOLD



230-02

## Bench

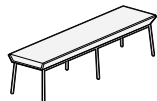
Single Upholstery	yds	sqft
	<b>2</b>	<b>36</b>
.....		
Outer Width		<b>29.5"</b>
Outer Depth		<b>20"</b>
Outer Height		<b>17"</b>
Carton Weight		<b>25 lbs</b>
Carton Volume		<b>11 cu ft</b>

COM	COL	MB LEATHER		GRADE-IN FABRICS								
		A	B	1	2	3	4	5	6	7	8	9
<b>2399</b>	<b>2639</b>	<b>2975</b>	<b>3119</b>	<b>2527</b>	<b>2567</b>	<b>2607</b>	<b>2647</b>	<b>2687</b>	<b>2727</b>	<b>2767</b>	<b>2807</b>	<b>2847</b>

METAL BASE      Standard in Powder Coat  
 Stainless Steel      add **253**      GSA SIN 33721

✓ SCS Certified Indoor Advantage Gold

See [Materials & Finishes](#) on page 17



232-72BN

## Bench, Narrow

Single Upholstery	yds	sqft
	<b>2.75</b>	<b>50</b>
.....		
Outer Width		<b>72"</b>
Outer Depth		<b>18"</b>
Outer Height		<b>17.5"</b>
Carton Weight		<b>81 lbs</b>
Carton Volume		<b>17 cu ft</b>

COM	COL	MB LEATHER		GRADE-IN FABRICS								
		A	B	1	2	3	4	5	6	7	8	9
<b>3757</b>	<b>4133</b>	<b>4549</b>	<b>4747</b>	<b>3933</b>	<b>3988</b>	<b>4043</b>	<b>4098</b>	<b>4153</b>	<b>4208</b>	<b>4263</b>	<b>4318</b>	<b>4373</b>

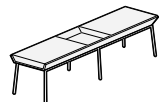
METAL BASE      Standard in Powder Coat  
 Stainless Steel      add **437**      GSA SIN 33721

✓ SCS Certified Indoor Advantage Gold

See [Materials & Finishes](#) on page 17

# FOLD

## Bench, Narrow, Center Table

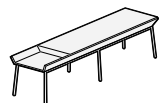


232-72BNOTC

Single Upholstery	yds	sqft
	<b>2.75</b>	<b>50</b>
-----		
Outer Width		<b>72"</b>
Outer Depth		<b>18"</b>
Outer Height		<b>17.5"</b>
Carton Weight		<b>83 lbs</b>
Carton Volume		<b>17 cu ft</b>

COM	COL	MB LEATHER		GRADE-IN FABRICS											
		A	B	1	2	3	4	5	6	7	8	9			
<b>4347</b>	<b>4782</b>	<b>5139</b>	<b>5337</b>	<b>4523</b>	<b>4578</b>	<b>4633</b>	<b>4688</b>	<b>4743</b>	<b>4798</b>	<b>4853</b>	<b>4908</b>	<b>4963</b>			
TABLE INSET		Standard in Ash						Wood inset is veneer.							
		Corian® in Glacier White						add		<b>63</b>				GSA SIN 33721	
		Walnut						add		<b>125</b>				✓ SCS Certified Indoor Advantage Gold	
		Corian® in Carbon or Concrete						add		<b>167</b>				See <a href="#">Materials &amp; Finishes</a> on page 17	
		Marble and Granite						add		<b>437</b>					
METAL BASE		Standard in Powder Coat													
		Stainless Steel						add		<b>437</b>					

## Bench, Narrow, End Table

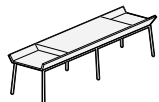


232-72BNOTS

Single Upholstery	yds	sqft
	<b>2.75</b>	<b>50</b>
-----		
Outer Width		<b>72"</b>
Outer Depth		<b>18"</b>
Outer Height		<b>17.5"</b>
Carton Weight		<b>83 lbs</b>
Carton Volume		<b>17 cu ft</b>

COM	COL	MB LEATHER		GRADE-IN FABRICS											
		A	B	1	2	3	4	5	6	7	8	9			
<b>4347</b>	<b>4782</b>	<b>5139</b>	<b>5337</b>	<b>4523</b>	<b>4578</b>	<b>4633</b>	<b>4688</b>	<b>4743</b>	<b>4798</b>	<b>4853</b>	<b>4908</b>	<b>4963</b>			
TABLE INSET		Standard in Ash						Wood inset is veneer.							
		Corian® in Glacier White						add		<b>63</b>				GSA SIN 33721	
		Walnut						add		<b>125</b>				✓ SCS Certified Indoor Advantage Gold	
		Corian® in Carbon or Concrete						add		<b>167</b>				See <a href="#">Materials &amp; Finishes</a> on page 17	
		Marble and Granite						add		<b>437</b>					
METAL BASE		Standard in Powder Coat													
		Stainless Steel						add		<b>437</b>					

# FOLD



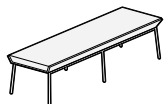
232-72BNTT

## Bench, Narrow, Two Tables

Single Upholstery	yds	sqft
	<b>2.5</b>	<b>45</b>
.....		
Outer Width		<b>72"</b>
Outer Depth		<b>18"</b>
Outer Height		<b>17.5"</b>
Carton Weight		<b>86 lbs</b>
Carton Volume		<b>17 cu ft</b>

COM	COL	MB LEATHER		GRADE-IN FABRICS								
		A	B	1	2	3	4	5	6	7	8	9
<b>4934</b>	<b>5427</b>	<b>5654</b>	<b>5834</b>	<b>5094</b>	<b>5144</b>	<b>5194</b>	<b>5244</b>	<b>5294</b>	<b>5344</b>	<b>5394</b>	<b>5444</b>	<b>5494</b>

TABLE INSETS	Standard in Ash											Wood insets are veneer.
	Corian® in Glacier White						add	<b>125</b>				GSA SIN 33721
	Walnut						add	<b>250</b>				✓ SCS Certified Indoor Advantage Gold
	Corian® in Carbon or Concrete						add	<b>333</b>				See <a href="#">Materials &amp; Finishes</a> on page 17
	Marble and Granite						add	<b>874</b>				
<hr/>												
METAL BASE	Standard in Powder Coat											
	Stainless Steel						add	<b>437</b>				



232-72BW

## Bench, Wide

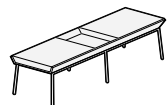
Single Upholstery	yds	sqft
	<b>3.25</b>	<b>59</b>
.....		
Outer Width		<b>72"</b>
Outer Depth		<b>22"</b>
Outer Height		<b>17.5"</b>
Carton Weight		<b>96 lbs</b>
Carton Volume		<b>20 cu ft</b>

COM	COL	MB LEATHER		GRADE-IN FABRICS								
		A	B	1	2	3	4	5	6	7	8	9
<b>3887</b>	<b>4276</b>	<b>4823</b>	<b>5057</b>	<b>4095</b>	<b>4160</b>	<b>4225</b>	<b>4290</b>	<b>4355</b>	<b>4420</b>	<b>4485</b>	<b>4550</b>	<b>4615</b>

METAL BASE	Standard in Powder Coat												GSA SIN 33721
	Stainless Steel						add	<b>437</b>					✓ SCS Certified Indoor Advantage Gold
<hr/>													
See <a href="#">Materials &amp; Finishes</a> on page 17													



# FOLD

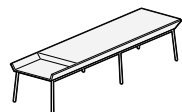


232-72BWOTC

## Bench, Wide,Center Table

Single Upholstery	yds	sqft
	<b>3.25</b>	<b>59</b>
-----		
Outer Width	<b>72"</b>	
Outer Depth	<b>22"</b>	
Outer Height	<b>17.5"</b>	
Carton Weight	<b>99 lbs</b>	
Carton Volume	<b>20 cu ft</b>	

COM	COL	MB LEATHER		GRADE-IN FABRICS									
		A	B	1	2	3	4	5	6	7	8	9	
<b>4478</b>	<b>4926</b>	<b>5414</b>	<b>5648</b>	<b>4686</b>	<b>4751</b>	<b>4816</b>	<b>4881</b>	<b>4946</b>	<b>5011</b>	<b>5076</b>	<b>5141</b>	<b>5206</b>	
TABLE INSET		Standard in Ash						Wood inset is veneer.					
		Corian® in Glacier White						add <b>63</b>					
		Walnut						add <b>125</b>					
		Corian® in Carbon or Concrete						add <b>167</b>					
		Marble and Granite						add <b>437</b>					
METAL BASE		Standard in Powder Coat						See <a href="#">Materials &amp; Finishes</a> on page 17					
		Stainless Steel						add <b>437</b>					



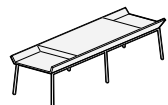
232-72BWOTS

## Bench, Wide,End Table

Single Upholstery	yds	sqft
	<b>3.25</b>	<b>59</b>
-----		
Outer Width	<b>72"</b>	
Outer Depth	<b>22"</b>	
Outer Height	<b>17.5"</b>	
Carton Weight	<b>99 lbs</b>	
Carton Volume	<b>20 cu ft</b>	

COM	COL	MB LEATHER		GRADE-IN FABRICS									
		A	B	1	2	3	4	5	6	7	8	9	
<b>4476</b>	<b>4924</b>	<b>5412</b>	<b>5646</b>	<b>4684</b>	<b>4749</b>	<b>4814</b>	<b>4879</b>	<b>4944</b>	<b>5009</b>	<b>5074</b>	<b>5139</b>	<b>5204</b>	
TABLE INSET		Standard in Ash						Wood inset is veneer.					
		Corian® in Glacier White						add <b>63</b>					
		Walnut						add <b>125</b>					
		Corian® in Carbon or Concrete						add <b>167</b>					
		Marble and Granite						add <b>437</b>					
METAL BASE		Standard in Powder Coat						See <a href="#">Materials &amp; Finishes</a> on page 17					
		Stainless Steel						add <b>437</b>					

# FOLD



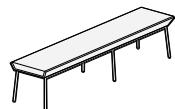
232-72BWTT

## Bench, Wide, Two Tables

Single Upholstery	yds	sqft
	<b>3</b>	<b>54</b>
.....		
Outer Width		<b>72"</b>
Outer Depth		<b>22"</b>
Outer Height		<b>17.5"</b>
Carton Weight		<b>102 lbs</b>
Carton Volume		<b>20 cu ft</b>

		MB LEATHER		GRADE-IN FABRICS								
COM	COL	A	B	1	2	3	4	5	6	7	8	9
<b>5065</b>	<b>5572</b>	<b>5929</b>	<b>6145</b>	<b>5257</b>	<b>5317</b>	<b>5377</b>	<b>5437</b>	<b>5497</b>	<b>5557</b>	<b>5617</b>	<b>5677</b>	<b>5737</b>

TABLE INSETS	Standard in Ash		Wood insets are veneer.
	Corian® in Glacier White	add	<b>125</b>
	Walnut	add	<b>250</b>
	Corian® in Carbon or Concrete	add	<b>333</b>
	Marble and Granite	add	<b>874</b>
GSA SIN 33721			
✓ SCS Certified Indoor Advantage Gold			
See <a href="#">Materials &amp; Finishes</a> on page 17			
METAL BASE	Standard in Powder Coat		
	Stainless Steel	add	<b>437</b>



232-84BN

## Bench, Narrow

Single Upholstery	yds	sqft
	<b>3.25</b>	<b>59</b>
.....		
Outer Width		<b>84"</b>
Outer Depth		<b>18"</b>
Outer Height		<b>17.5"</b>
Carton Weight		<b>99 lbs</b>
Carton Volume		<b>20 cu ft</b>

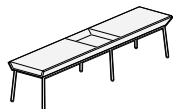
		MB LEATHER		GRADE-IN FABRICS								
COM	COL	A	B	1	2	3	4	5	6	7	8	9
<b>4270</b>	<b>4697</b>	<b>5206</b>	<b>5440</b>	<b>4478</b>	<b>4543</b>	<b>4608</b>	<b>4673</b>	<b>4738</b>	<b>4803</b>	<b>4868</b>	<b>4933</b>	<b>4998</b>

METAL BASE	Standard in Powder Coat		
	Stainless Steel	add	<b>468</b>
GSA SIN 33721			
✓ SCS Certified Indoor Advantage Gold			
See <a href="#">Materials &amp; Finishes</a> on page 17			

# FOLD

Martin  
/ Bratrud

## Bench, Narrow, Center Table

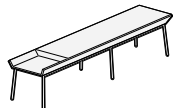


232-84BNOTC

Single Upholstery	yds	sqft
	<b>3.25</b>	<b>59</b>
-----		
Outer Width		<b>84"</b>
Outer Depth		<b>18"</b>
Outer Height		<b>17.5"</b>
Carton Weight		<b>102 lbs</b>
Carton Volume		<b>20 cu ft</b>

		MB LEATHER		GRADE-IN FABRICS										
COM	COL	A	B	1	2	3	4	5	6	7	8	9		
<b>4858</b>	<b>5344</b>	<b>5794</b>	<b>6028</b>	<b>5066</b>	<b>5131</b>	<b>5196</b>	<b>5261</b>	<b>5326</b>	<b>5391</b>	<b>5456</b>	<b>5521</b>	<b>5586</b>		
TABLE INSET		Standard in Ash						Wood inset is veneer.						
		Corian® in Glacier White						add		<b>63</b>				GSA SIN 33721
		Walnut						add		<b>125</b>				✓ SCS Certified Indoor Advantage Gold
		Corian® in Carbon or Concrete						add		<b>167</b>				See <a href="#">Materials &amp; Finishes</a> on page 17
		Marble and Granite						add		<b>437</b>				
METAL BASE		Standard in Powder Coat												
		Stainless Steel						add		<b>468</b>				

## Bench, Narrow, End Table

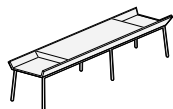


232-84BNOTS

Single Upholstery	yds	sqft
	<b>3.25</b>	<b>59</b>
-----		
Outer Width		<b>84"</b>
Outer Depth		<b>18"</b>
Outer Height		<b>17.5"</b>
Carton Weight		<b>102 lbs</b>
Carton Volume		<b>20 cu ft</b>

		MB LEATHER		GRADE-IN FABRICS										
COM	COL	A	B	1	2	3	4	5	6	7	8	9		
<b>4474</b>	<b>4921</b>	<b>5410</b>	<b>5644</b>	<b>4682</b>	<b>4747</b>	<b>4812</b>	<b>4877</b>	<b>4942</b>	<b>5007</b>	<b>5072</b>	<b>5137</b>	<b>5202</b>		
TABLE INSET		Standard in Ash						Wood inset is veneer.						
		Corian® in Glacier White						add		<b>63</b>				GSA SIN 33721
		Walnut						add		<b>125</b>				✓ SCS Certified Indoor Advantage Gold
		Corian® in Carbon or Concrete						add		<b>167</b>				See <a href="#">Materials &amp; Finishes</a> on page 17
		Marble and Granite						add		<b>437</b>				
METAL BASE		Standard in Powder Coat												
		Stainless Steel						add		<b>468</b>				

# FOLD



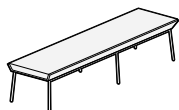
232-84BNTT

## Bench, Narrow, Two End Tables

Single Upholstery	yds	sqft
	<b>3</b>	<b>54</b>
-----		
Outer Width		<b>84"</b>
Outer Depth		<b>18"</b>
Outer Height		<b>17.5"</b>
Carton Weight		<b>105 lbs</b>
Carton Volume		<b>20 cu ft</b>

COM	COL	MB LEATHER		GRADE-IN FABRICS								
		A	B	1	2	3	4	5	6	7	8	9
<b>5445</b>	<b>5990</b>	<b>6309</b>	<b>6525</b>	<b>5637</b>	<b>5697</b>	<b>5757</b>	<b>5817</b>	<b>5877</b>	<b>5937</b>	<b>5997</b>	<b>6057</b>	<b>6117</b>

TABLE INSETS	Standard in Ash		Wood insets are veneer.
	Corian® in Glacier White	add <b>125</b>	
	Walnut	add <b>250</b>	GSA SIN 33721
	Corian® in Carbon or Concrete	add <b>333</b>	✓ SCS Certified Indoor Advantage Gold
	Marble and Granite	add <b>874</b>	See <a href="#">Materials &amp; Finishes</a> on page 17
METAL BASE	Standard in Powder Coat		
	Stainless Steel	add <b>468</b>	



232-84BW

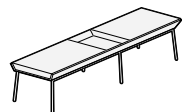
## Bench, Wide

Single Upholstery	yds	sqft
	<b>4</b>	<b>72</b>
-----		
Outer Width		<b>84"</b>
Outer Depth		<b>22"</b>
Outer Height		<b>17.5"</b>
Carton Weight		<b>109 lbs</b>
Carton Volume		<b>23 cu ft</b>

COM	COL	MB LEATHER		GRADE-IN FABRICS								
		A	B	1	2	3	4	5	6	7	8	9
<b>4401</b>	<b>4841</b>	<b>5553</b>	<b>5841</b>	<b>4657</b>	<b>4737</b>	<b>4817</b>	<b>4897</b>	<b>4977</b>	<b>5057</b>	<b>5137</b>	<b>5217</b>	<b>5297</b>

METAL BASE	Standard in Powder Coat		GSA SIN 33721
	Stainless Steel	add <b>468</b>	✓ SCS Certified Indoor Advantage Gold
			See <a href="#">Materials &amp; Finishes</a> on page 17

# FOLD



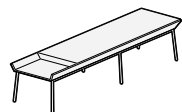
232-84BWOTC

## Bench, Wide,Center Table

Single Upholstery	yds	sqft
	<b>4</b>	<b>72</b>
.....		
Outer Width		<b>84"</b>
Outer Depth		<b>22"</b>
Outer Height		<b>17.5"</b>
Carton Weight		<b>112 lbs</b>
Carton Volume		<b>23 cu ft</b>

COM	COL	MB LEATHER		GRADE-IN FABRICS								
		A	B	1	2	3	4	5	6	7	8	9
<b>4990</b>	<b>5489</b>	<b>6142</b>	<b>6430</b>	<b>5246</b>	<b>5326</b>	<b>5406</b>	<b>5486</b>	<b>5566</b>	<b>5646</b>	<b>5726</b>	<b>5806</b>	<b>5886</b>

TABLE INSET	Standard in Ash			Wood inset is veneer.
	Corian® in Glacier White	add	<b>63</b>	
	Walnut	add	<b>125</b>	GSA SIN 33721
	Corian® in Carbon or Concrete	add	<b>167</b>	✓ SCS Certified Indoor Advantage Gold
	Marble and Granite	add	<b>437</b>	See <a href="#">Materials &amp; Finishes</a> on page 17
METAL BASE	Standard in Powder Coat			
	Stainless Steel	add	<b>468</b>	



232-84BWOTS

## Bench, Wide,End Table

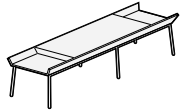
Single Upholstery	yds	sqft
	<b>4</b>	<b>72</b>
.....		
Outer Width		<b>84"</b>
Outer Depth		<b>22"</b>
Outer Height		<b>17.5"</b>
Carton Weight		<b>112 lbs</b>
Carton Volume		<b>23 cu ft</b>

COM	COL	MB LEATHER		GRADE-IN FABRICS								
		A	B	1	2	3	4	5	6	7	8	9
<b>5355</b>	<b>5891</b>	<b>6507</b>	<b>6795</b>	<b>5611</b>	<b>5691</b>	<b>5771</b>	<b>5851</b>	<b>5931</b>	<b>6011</b>	<b>6091</b>	<b>6171</b>	<b>6251</b>

TABLE INSET	Standard in Ash			Wood inset is veneer.
	Corian® in Glacier White	add	<b>63</b>	
	Walnut	add	<b>125</b>	GSA SIN 33721
	Corian® in Carbon or Concrete	add	<b>167</b>	✓ SCS Certified Indoor Advantage Gold
	Marble and Granite	add	<b>437</b>	See <a href="#">Materials &amp; Finishes</a> on page 17
METAL BASE	Standard in Powder Coat			
	Stainless Steel	add	<b>468</b>	

# FOLD

Martin  
/ Brattrud



232-84BWTT

## Bench, Wide, Two Tables

Single Upholstery	yds	sqft
	<b>3.75</b>	<b>68</b>
.....		
Outer Width		<b>84"</b>
Outer Depth		<b>22"</b>
Outer Height		<b>17.5"</b>
Carton Weight		<b>115 lbs</b>
Carton Volume		<b>23 cu ft</b>

COM	COL	MB LEATHER		GRADE-IN FABRICS								
		A	B	1	2	3	4	5	6	7	8	9
<b>5988</b>	<b>6587</b>	<b>7068</b>	<b>7338</b>	<b>6228</b>	<b>6303</b>	<b>6378</b>	<b>6453</b>	<b>6528</b>	<b>6603</b>	<b>6678</b>	<b>6753</b>	<b>6828</b>

TABLE INSETS	Standard in Ash		
	Corian® in Glacier White	add	<b>125</b>
	Walnut	add	<b>250</b>
	Corian® in Carbon or Concrete	add	<b>333</b>
	Marble and Granite	add	<b>874</b>

Wood insets are veneer.

GSA SIN 33721

✓ SCS Certified Indoor Advantage Gold

See [Materials & Finishes](#) on page 17

METAL BASE	Standard in Powder Coat		
	Stainless Steel	add	<b>468</b>

# FOLD

Martin  
/ Bratrud



230-05C

## Stool, Counter Height

Single Upholstery	yds	sqft
	1.5	27
-----		
Outer Width	20"	
Outer Depth	20.5"	
Outer Height	34"	
Seat Height	26.5"	
Carton Weight	21 lbs	
Carton Volume	9 cu ft	

COM	COL	MB LEATHER		GRADE-IN FABRICS								
		A	B	1	2	3	4	5	6	7	8	9
2598	2858	3030	3138	2694	2724	2754	2784	2814	2844	2874	2904	2934

METAL BASE	Standard in Powder Coat Stainless Steel	add 316	GSA SIN 33721
			✓ SCS Certified Indoor Advantage Gold
			See <a href="#">Materials &amp; Finishes</a> on page 17



230-05

## Stool, Bar Height

Single Upholstery	yds	sqft
	1.5	27
-----		
Outer Width	20"	
Outer Depth	21.5"	
Outer Height	39"	
Seat Height	31.5"	
Carton Volume	11 cu ft	

COM	COL	MB LEATHER		GRADE-IN FABRICS								
		A	B	1	2	3	4	5	6	7	8	9
2604	2864	3036	3144	2700	2730	2760	2790	2820	2850	2880	2910	2940

METAL BASE	Standard in Powder Coat Stainless Steel	add 316	GSA SIN 33721
			✓ SCS Certified Indoor Advantage Gold
			See <a href="#">Materials &amp; Finishes</a> on page 17

## Notes

---

### Metal Base

(Specify Martin Brattrud Finish)

Standard: Powder Coat

[View Powder Coat - Metallics](#)

[View Powder Coat - Neutrals](#)

[View Powder Coat - Color](#)

Custom Powder Coat Finish produced upon receipt of a customer supplied RAL# and fee of \$385 Net, with a minimum order of 10.

Premium: Polished Stainless Steel (**PSS**), or Satin Stainless Steel (**SSS**)

[View Stainless Steel Premiums](#)

### Table Tops and Bench Table Insets

(Specify Martin Brattrud Finish)

Wood Standard: Ash Veneer

Wood No Charge Option: Maple Veneer

Wood Premium: Walnut Veneer

[View Ash Wood Standard Finishes](#)

[View Maple Wood Standard Finishes](#)

[View Walnut Wood Standard Finishes](#)

Custom Wood Finish produced upon receipt of a customer's approved sample match and fee of \$200 Net for each unique finish per order.

Glass Standard: Sandblasted Bottom Starphire (**SBS**) .5" thick









































Corian® Standard: Glacier White (**GW**) .5" thick

Corian® Premium: Concrete (**CNT**) and Carbon (**CCT**) .5" thick

Stone Standard: Black Granite (**BG**) or Carrara Marble (**CM**) .75" thick



## Materials & Finishes

Metal	<b>POWDER COAT - COLOR</b>	 CLD Cloud	 CMT Cement	 MTL Gunmetal	 SEA Deep Sea	 VBG Vandenberg	 DNE Dune
		 CRL Coral	 AGV Agave	 CHR Churro			
	<b>POWDER COAT - NEUTRALS</b>	 SRG Sugar Gloss	 SGM Sugar Matte	 CBG Carbon Gloss	 CBN Carbon Matte		
	<b>POWDER COAT - METALLICS</b>	 SIL Silver	 LD Lead	 BRZ Bronze	 FLI Flint	 MCA Mica	
	<b>STAINLESS STEEL</b>	 PSS Polished Stainless Steel	 SSS Satin Stainless Steel				
Wood	<b>ASH</b>	 ASH1 Shoji	 ASH2 Cinder	 ASH3 Storm	 ASH8 Natural	 ASH9 Coal	 ASH10 Driftwood
		 ASH11 Burro	 ASH12 Char	 ASH13 Dune	 ASH14 Coral	 ASH15 Agave	 ASH16 Deep Sea
		 ASH17 Vandenberg					
	<b>WALNUT</b>	 WAL1 Natural	 WAL2 Deep				
Corian®	<b>CORIAN®</b>	 GW Glacier White	 CNT Concrete	 CCT Carbon			
Stone	<b>MARBLE AND GRANITE</b>	 CM Carrara Marble	 BG Black Granite				

## Notes

SEE FINISHES ONLINE

**WOOD:** <https://martinbrattrud.com/Wood>

**METAL & PAINT:** <https://martinbrattrud.com/Metal>

**CORIAN®:** <https://martinbrattrud.com/Corian®>

**STONE:** <https://martinbrattrud.com/Stone>