

FOLD

Martin
/ Bratrud

Pricelist

Effective 01/07/2025

DESIGNED BY BRIAN GRAHAM

Inspired by the act of transforming two dimensions into three, the Fold Collection consists of lightly scaled lounge seating and occasional tables. Both seating and tables exhibit a singular lightness created by the seat or tabletop elevated above a stainless steel base. The collection offers multiple options for materials and finishes, including chairs and sofas that feature a tightly tailored seat and back outlined by an upholstered wood frame and resting on stainless steel legs.



LOW BACK	2
BENCHES	4
STOOLS	12
MATERIALS & FINISHES	14

FOLD



230-01

Low Back, Chair

Single Upholstery		yds	sqft
		3.75	68

Multiple Upholstery	Seat and Back Cushions	2	36
	Body	2	36

Outer Width			30"
Outer Depth			29"
Outer Height			30"
Seat Height			17"
Seat Depth			18.5"
Carton Weight			67 lbs
Carton Volume			20 cu ft

COM	COL	MB LEATHER		GRADE-IN FABRICS								
		A	B	1	2	3	4	5	6	7	8	9
3317	3649	4397	4667	3557	3632	3707	3782	3857	3932	4007	4082	4157

METAL BASE Standard in Powder Coat Stainless Steel add **262** GSA SIN 33721
 ✓ SCS Certified Indoor Advantage Gold
 See [Materials & Finishes](#) on page 14



230-04

Low Back, Chair, Pedestal Base

Single Upholstery		yds	sqft
		3.75	68

Multiple Upholstery	Seat and Back Cushions	2	36
	Body	2	36

Outer Width			33"
Outer Depth			29"
Outer Height			29"
Seat Height			17"
Seat Depth			18.5"
Carton Weight			65 lbs
Carton Volume			17 cu ft

COM	COL	MB LEATHER		GRADE-IN FABRICS								
		A	B	1	2	3	4	5	6	7	8	9
3477	3825	4557	4827	3717	3792	3867	3942	4017	4092	4167	4242	4317

METAL BASE Standard in Powder Coat Stainless Steel add **262** GSA SIN 33721
 ✓ SCS Certified Indoor Advantage Gold
 See [Materials & Finishes](#) on page 14

FOLD



230-04S

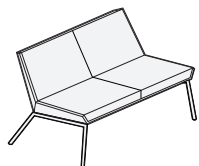
Low Back, Chair, Swivel Base

Upholstery		yds	sqft
Single Upholstery		3.75	68
.....			
Multiple Upholstery	Body	2	36
	Seat and Back Cushions	2	36

Outer Width	33"
Outer Depth	29"
Outer Height	29"
Seat Height	17"
Seat Depth	18.5"
Carton Weight	65 lbs
Carton Volume	17 cu ft

COM	COL	MB LEATHER		GRADE-IN FABRICS								
		A	B	1	2	3	4	5	6	7	8	9
3478	3826	4558	4828	3718	3793	3868	3943	4018	4093	4168	4243	4318

METAL BASE Standard in Powder Coat Stainless Steel add 262 GSA SIN 33721
 ✓ SCS Certified Indoor Advantage Gold
 See [Materials & Finishes](#) on page 14



230-56

Low Back, Sofa, Armless

Upholstery		yds	sqft
Single Upholstery		7.5	135
.....			
Multiple Upholstery	Seat and Back Cushions	4	72
	Body	4	72

Outer Width	56"
Outer Depth	29"
Outer Height	30"
Seat Height	17"
Seat Depth	16"
Carton Weight	150 lbs
Carton Volume	36 cu ft

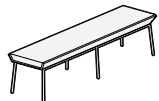
COM	COL	MB LEATHER		GRADE-IN FABRICS								
		A	B	1	2	3	4	5	6	7	8	9
4913	5404	7073	7613	5393	5543	5693	5843	5993	6143	6293	6443	6593

METAL BASE Standard in Powder Coat Stainless Steel add 389 GSA SIN 33721
 ✓ SCS Certified Indoor Advantage Gold
 See [Materials & Finishes](#) on page 14

FOLD

Martin
/ Bratrud

Bench, Narrow



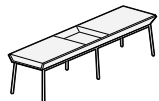
232-72BN

Single Upholstery	yds	sqft
	2.75	50
.....		
Outer Width		72"
Outer Depth		18"
Outer Height		17.5"
Carton Weight		81 lbs
Carton Volume		17 cu ft

		MB LEATHER		GRADE-IN FABRICS								
COM	COL	A	B	1	2	3	4	5	6	7	8	9
3889	4278	4681	4879	4065	4120	4175	4230	4285	4340	4395	4450	4505

METAL BASE	Standard in Powder Coat Stainless Steel		add 453									GSA SIN 33721
												✓ SCS Certified Indoor Advantage Gold
												See Materials & Finishes on page 14

Bench, Narrow, Center Table



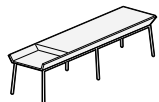
232-72BNOTC

Single Upholstery	yds	sqft
	2.75	50
.....		
Outer Width		72"
Outer Depth		18"
Outer Height		17.5"
Carton Weight		83 lbs
Carton Volume		17 cu ft

		MB LEATHER		GRADE-IN FABRICS								
COM	COL	A	B	1	2	3	4	5	6	7	8	9
4500	4950	5292	5490	4676	4731	4786	4841	4896	4951	5006	5061	5116

TABLE INSET	Standard in Ash												Wood inset is veneer.
	Corian® in Glacier White						add	66					GSA SIN 33721
	Walnut						add	130					✓ SCS Certified Indoor Advantage Gold
	Corian® in Carbon or Concrete						add	173					See Materials & Finishes on page 14
	Marble and Granite						add	453					
METAL BASE	Standard in Powder Coat Stainless Steel						add	453					

FOLD



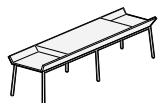
232-72BNOTS

Bench, Narrow, End Table

Single Upholstery	yds	sqft
	2.75	50

Outer Width	72"	
Outer Depth	18"	
Outer Height	17.5"	
Carton Weight	83 lbs	
Carton Volume	17 cu ft	

COM	COL	MB LEATHER		GRADE-IN FABRICS									
		A	B	1	2	3	4	5	6	7	8	9	
4500	4950	5292	5490	4676	4731	4786	4841	4896	4951	5006	5061	5116	
TABLE INSET		Standard in Ash						Wood inset is veneer.					
		Corian® in Glacier White						add 66					
		Walnut						add 130					
		Corian® in Carbon or Concrete						add 173					
		Marble and Granite						add 453					
METAL BASE		Standard in Powder Coat						See Materials & Finishes on page 14					
		Stainless Steel						add 453					



232-72BNTT

Bench, Narrow, Two Tables

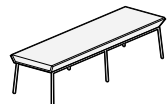
Single Upholstery	yds	sqft
	2.5	45

Outer Width	72"	
Outer Depth	18"	
Outer Height	17.5"	
Carton Weight	86 lbs	
Carton Volume	17 cu ft	

COM	COL	MB LEATHER		GRADE-IN FABRICS									
		A	B	1	2	3	4	5	6	7	8	9	
5107	5618	5827	6007	5267	5317	5367	5417	5467	5517	5567	5617	5667	
TABLE INSETS		Standard in Ash						Wood insets are veneer.					
		Corian® in Glacier White						add 130					
		Walnut						add 259					
		Corian® in Carbon or Concrete						add 345					
		Marble and Granite						add 905					
METAL BASE		Standard in Powder Coat						See Materials & Finishes on page 14					
		Stainless Steel						add 453					

FOLD

Martin
/ Brattrud



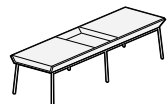
232-72BW

Bench, Wide

Single Upholstery	yds	sqft
	3.25	59
.....		
Outer Width		72"
Outer Depth		22"
Outer Height		17.5"
Carton Weight		96 lbs
Carton Volume		20 cu ft

COM	COL	MB LEATHER		GRADE-IN FABRICS								
		A	B	1	2	3	4	5	6	7	8	9
4024	4426	4960	5194	4232	4297	4362	4427	4492	4557	4622	4687	4752

METAL BASE	Standard in Powder Coat Stainless Steel		add	453		GSA SIN 33721
						✓ SCS Certified Indoor Advantage Gold
						See Materials & Finishes on page 14



232-72BWOTC

Bench, Wide, Center Table

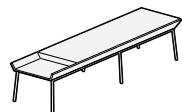
Single Upholstery	yds	sqft
	3.25	59
.....		
Outer Width		72"
Outer Depth		22"
Outer Height		17.5"
Carton Weight		99 lbs
Carton Volume		20 cu ft

COM	COL	MB LEATHER		GRADE-IN FABRICS								
		A	B	1	2	3	4	5	6	7	8	9
4635	5099	5571	5805	4843	4908	4973	5038	5103	5168	5233	5298	5363

TABLE INSET	Standard in Ash											Wood inset is veneer.
	Corian® in Glacier White						add	66				GSA SIN 33721
	Walnut						add	130				✓ SCS Certified Indoor Advantage Gold
	Corian® in Carbon or Concrete						add	173				See Materials & Finishes on page 14
	Marble and Granite						add	453				
METAL BASE	Standard in Powder Coat Stainless Steel						add	453				

FOLD

Martin / Bratrud



232-72BWOTS

Bench, Wide,End Table

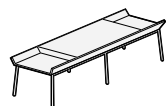
Single Upholstery	yds	sqft
	3.25	59

Outer Width		72"
Outer Depth		22"
Outer Height		17.5"
Carton Weight		99 lbs
Carton Volume		20 cu ft

COM	COL	MB LEATHER		GRADE-IN FABRICS								
		A	B	1	2	3	4	5	6	7	8	9
4633	5096	5569	5803	4841	4906	4971	5036	5101	5166	5231	5296	5361

TABLE INSET	Standard in Ash											Wood inset is veneer.
	Corian® in Glacier White						add	66				GSA SIN 33721
	Walnut						add	130				✓ SCS Certified Indoor Advantage Gold
	Corian® in Carbon or Concrete						add	173				
	Marble and Granite						add	453				

METAL BASE	Standard in Powder Coat											See Materials & Finishes on page 14
	Stainless Steel						add	453				



232-72BWTT

Bench, Wide,Two Tables

Single Upholstery	yds	sqft
	3	54

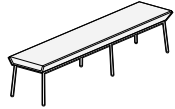
Outer Width		72"
Outer Depth		22"
Outer Height		17.5"
Carton Weight		102 lbs
Carton Volume		20 cu ft

COM	COL	MB LEATHER		GRADE-IN FABRICS								
		A	B	1	2	3	4	5	6	7	8	9
5243	5767	6107	6323	5435	5495	5555	5615	5675	5735	5795	5855	5915

TABLE INSETS	Standard in Ash											Wood insets are veneer.
	Corian® in Glacier White						add	130				GSA SIN 33721
	Walnut						add	259				✓ SCS Certified Indoor Advantage Gold
	Corian® in Carbon or Concrete						add	345				
	Marble and Granite						add	905				

METAL BASE	Standard in Powder Coat											See Materials & Finishes on page 14
	Stainless Steel						add	453				

FOLD



232-84BN

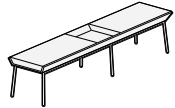
Bench, Narrow

Single Upholstery	yds	sqft
	3.25	59

Outer Width	84"	
Outer Depth	18"	
Outer Height	17.5"	
Carton Weight	99 lbs	
Carton Volume	20 cu ft	

COM	COL	MB LEATHER		GRADE-IN FABRICS								
		A	B	1	2	3	4	5	6	7	8	9
4420	4862	5356	5590	4628	4693	4758	4823	4888	4953	5018	5083	5148

METAL BASE	Standard in Powder Coat Stainless Steel	add 485	GSA SIN 33721
			✓ SCS Certified Indoor Advantage Gold
			See Materials & Finishes on page 14



232-84BNOTC

Bench, Narrow, Center Table

Single Upholstery	yds	sqft
	3.25	59

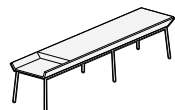
Outer Width	84"	
Outer Depth	18"	
Outer Height	17.5"	
Carton Weight	102 lbs	
Carton Volume	20 cu ft	

COM	COL	MB LEATHER		GRADE-IN FABRICS								
		A	B	1	2	3	4	5	6	7	8	9
5029	5532	5965	6199	5237	5302	5367	5432	5497	5562	5627	5692	5757

TABLE INSET	Standard in Ash		Wood inset is veneer.
	Corian® in Glacier White	add 66	GSA SIN 33721
	Walnut	add 130	✓ SCS Certified Indoor Advantage Gold
	Corian® in Carbon or Concrete	add 173	See Materials & Finishes on page 14
	Marble and Granite	add 453	
METAL BASE	Standard in Powder Coat Stainless Steel	add 485	

FOLD

Bench, Narrow, End Table



232-84BNOTS

Single Upholstery	yds	sqft
	3.25	59

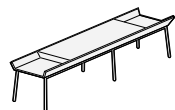
Outer Width		84"
Outer Depth		18"
Outer Height		17.5"
Carton Weight		102 lbs
Carton Volume		20 cu ft

COM	COL	MB LEATHER		GRADE-IN FABRICS								
		A	B	1	2	3	4	5	6	7	8	9
4631	5094	5567	5801	4839	4904	4969	5034	5099	5164	5229	5294	5359

TABLE INSET	Standard in Ash											Wood inset is veneer.
	Corian® in Glacier White						add	66				GSA SIN 33721
	Walnut						add	130				✓ SCS Certified Indoor Advantage Gold
	Corian® in Carbon or Concrete						add	173				See Materials & Finishes on page 14
	Marble and Granite						add	453				

METAL BASE	Standard in Powder Coat											
	Stainless Steel						add	485				

Bench, Narrow, Two End Tables



232-84BNTT

Single Upholstery	yds	sqft
	3	54

Outer Width		84"
Outer Depth		18"
Outer Height		17.5"
Carton Weight		105 lbs
Carton Volume		20 cu ft

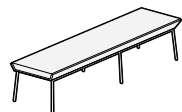
COM	COL	MB LEATHER		GRADE-IN FABRICS								
		A	B	1	2	3	4	5	6	7	8	9
5636	6200	6500	6716	5828	5888	5948	6008	6068	6128	6188	6248	6308

TABLE INSETS	Standard in Ash											Wood insets are veneer.
	Corian® in Glacier White						add	130				GSA SIN 33721
	Walnut						add	259				✓ SCS Certified Indoor Advantage Gold
	Corian® in Carbon or Concrete						add	345				See Materials & Finishes on page 14
	Marble and Granite						add	905				

METAL BASE	Standard in Powder Coat											
	Stainless Steel						add	485				

FOLD

Martin
/ Bratrud



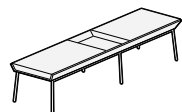
232-84BW

Bench, Wide

Single Upholstery	yds	sqft
	4	72
.....		
Outer Width		84"
Outer Depth		22"
Outer Height		17.5"
Carton Weight		109 lbs
Carton Volume		23 cu ft

		MB LEATHER		GRADE-IN FABRICS								
COM	COL	A	B	1	2	3	4	5	6	7	8	9
4556	5012	5708	5996	4812	4892	4972	5052	5132	5212	5292	5372	5452

METAL BASE	Standard in Powder Coat Stainless Steel		add 485	GSA SIN 33721
				✓ SCS Certified Indoor Advantage Gold
				See Materials & Finishes on page 14



232-84BWOTC

Bench, Wide, Center Table

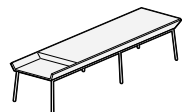
Single Upholstery	yds	sqft
	4	72
.....		
Outer Width		84"
Outer Depth		22"
Outer Height		17.5"
Carton Weight		112 lbs
Carton Volume		23 cu ft

		MB LEATHER		GRADE-IN FABRICS								
COM	COL	A	B	1	2	3	4	5	6	7	8	9
5165	5682	6317	6605	5421	5501	5581	5661	5741	5821	5901	5981	6061

TABLE INSET	Standard in Ash			Wood inset is veneer.
	Corian® in Glacier White		add 66	GSA SIN 33721
	Walnut		add 130	✓ SCS Certified Indoor Advantage Gold
	Corian® in Carbon or Concrete		add 173	See Materials & Finishes on page 14
	Marble and Granite		add 453	
METAL BASE	Standard in Powder Coat Stainless Steel		add 485	

FOLD

Martin
/ Bratrud



232-84BWOTS

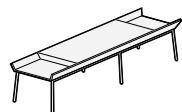
Bench, Wide,End Table

Single Upholstery	yds	sqft
	4	72

Outer Width		84"
Outer Depth		22"
Outer Height		17.5"
Carton Weight		112 lbs
Carton Volume		23 cu ft

COM	COL	MB LEATHER		GRADE-IN FABRICS								
		A	B	1	2	3	4	5	6	7	8	9
5543	6097	6695	6983	5799	5879	5959	6039	6119	6199	6279	6359	6439

TABLE INSET	Standard in Ash			Wood inset is veneer.
	Corian® in Glacier White	add	66	
	Walnut	add	130	GSA SIN 33721
	Corian® in Carbon or Concrete	add	173	✓ SCS Certified Indoor Advantage Gold
	Marble and Granite	add	453	See Materials & Finishes on page 14
METAL BASE	Standard in Powder Coat			
	Stainless Steel	add	485	



232-84BWTT

Bench, Wide,Two Tables

Single Upholstery	yds	sqft
	3.75	68

Outer Width		84"
Outer Depth		22"
Outer Height		17.5"
Carton Weight		115 lbs
Carton Volume		23 cu ft

COM	COL	MB LEATHER		GRADE-IN FABRICS								
		A	B	1	2	3	4	5	6	7	8	9
6198	6818	7278	7548	6438	6513	6588	6663	6738	6813	6888	6963	7038

TABLE INSETS	Standard in Ash			Wood insets are veneer.
	Corian® in Glacier White	add	130	
	Walnut	add	259	GSA SIN 33721
	Corian® in Carbon or Concrete	add	345	✓ SCS Certified Indoor Advantage Gold
	Marble and Granite	add	905	See Materials & Finishes on page 14
METAL BASE	Standard in Powder Coat			
	Stainless Steel	add	485	

FOLD

Martin
/ Bratrud



230-05C

Stool, Counter Height

Single Upholstery	yds	sqft
	1.5	27

Outer Width	20"	
Outer Depth	20.5"	
Outer Height	34"	
Seat Height	26.5"	
Carton Weight	21 lbs	
Carton Volume	9 cu ft	

COM	COL	MB LEATHER		GRADE-IN FABRICS								
		A	B	1	2	3	4	5	6	7	8	9
2689	2958	3121	3229	2785	2815	2845	2875	2905	2935	2965	2995	3025

METAL BASE	Standard in Powder Coat Stainless Steel	add 328	GSA SIN 33721
			✓ SCS Certified Indoor Advantage Gold
			See Materials & Finishes on page 14



230-05

Stool, Bar Height

Single Upholstery	yds	sqft
	1.5	27

Outer Width	20"	
Outer Depth	21.5"	
Outer Height	39"	
Seat Height	31.5"	
Carton Volume	11 cu ft	

COM	COL	MB LEATHER		GRADE-IN FABRICS								
		A	B	1	2	3	4	5	6	7	8	9
2696	2966	3128	3236	2792	2822	2852	2882	2912	2942	2972	3002	3032

METAL BASE	Standard in Powder Coat Stainless Steel	add 328	GSA SIN 33721
			✓ SCS Certified Indoor Advantage Gold
			See Materials & Finishes on page 14

Notes

Metal Base

(Specify Martin Brattrud Finish)

Standard: Powder Coat

[View Powder Coat - Metallics](#)

[View Powder Coat - Neutrals](#)

[View Powder Coat - Color](#)

Custom Powder Coat Finish produced upon receipt of a customer supplied RAL# and fee of \$385 Net, with a minimum order of 10.

Premium: Polished Stainless Steel (**PSS**), or Satin Stainless Steel (**SSS**)

[View Stainless Steel Premiums](#)

Table Tops and Bench Table Insets

(Specify Martin Brattrud Finish)

Wood Standard: Ash Veneer

Wood No Charge Option: Maple Veneer

Wood Premium: Walnut Veneer

[View Ash Wood Standard Finishes](#)

[View Maple Wood Standard Finishes](#)

[View Walnut Wood Standard Finishes](#)

Custom Wood Finish produced upon receipt of a customer's approved sample match and fee of \$200 Net for each unique finish per order.









































Glass Standard: Sandblasted Bottom Starphire (**SBS**) .5" thick

Corian® Standard: Glacier White (**GW**) .5" thick

Corian® Premium: Concrete (**CNT**) and Carbon (**CCT**) .5" thick

Stone Standard: Black Granite (**BG**) or Carrara Marble (**CM**) .75" thick

Materials & Finishes

Metal	POWDER COAT - COLOR	 CLD Cloud	 CMT Cement	 MTL Gunmetal	 SEA Deep Sea	 VBG Vandenberg	 DNE Dune
		 CRL Coral	 AGV Agave	 CHR Churro			
	POWDER COAT - NEUTRALS	 SRG Sugar Gloss	 SGM Sugar Matte	 CBG Carbon Gloss	 CBN Carbon Matte		
	POWDER COAT - METALLICS	 SIL Silver	 LD Lead	 BRZ Bronze	 FLI Flint	 MCA Mica	
	STAINLESS STEEL	 PSS Polished Stainless Steel	 SSS Satin Stainless Steel				
Wood	ASH	 ASH1 Shoji	 ASH2 Cinder	 ASH3 Storm	 ASH8 Natural	 ASH9 Coal	 ASH10 Driftwood
		 ASH11 Burro	 ASH12 Char	 ASH13 Dune	 ASH14 Coral	 ASH15 Agave	 ASH16 Deep Sea
		 ASH17 Vandenberg					
	WALNUT	 WAL1 Natural	 WAL2 Deep				
Corian®	CORIAN®	 GW Glacier White	 CNT Concrete	 CCT Carbon			
Stone	MARBLE AND GRANITE	 CM Carrara Marble	 BG Black Granite				

Notes

SEE FINISHES ONLINE

WOOD: <https://martinbrattrud.com/Wood>

METAL & PAINT: <https://martinbrattrud.com/Metal>

CORIAN®: <https://martinbrattrud.com/Corian®>

STONE: <https://martinbrattrud.com/Stone>