

# HECETA

Martin  
/ Bratrud

## Pricelist

Effective 01/11/2024

---

DESIGNED BY STUDIO GORM

An efficient and timeless silhouette gets a modern mastering. Heceta stools meld faceted and smoothed forms to prove once again that the details make the design. Made of solid Ash or solid Walnut, Heceta's sculpted seat conceals a swivel that automatically returns to center. Opt for a natural cork seat for added softness and warm material mix. A tubular steel foot ring offers an opportunity for a dash of color. Available in bar, counter, and dining heights.



|                      |   |
|----------------------|---|
| STOOLS               | 2 |
| MATERIALS & FINISHES | 5 |

# HECETA

Martin  
/ Bratrud



7374-11WDB

## Stool, Bar Height, Swivel, Backless

|              |              |
|--------------|--------------|
| Outer Width  | <b>23"</b>   |
| Outer Depth  | <b>23"</b>   |
| Outer Height | <b>31.5"</b> |
| Seat Height  | <b>31.5"</b> |

### PLANK SOLID

|             |             |
|-------------|-------------|
| Ash         | Walnut      |
| <b>2254</b> | <b>2602</b> |

|             |                 |     |            |
|-------------|-----------------|-----|------------|
| SWIVEL SEAT | Standard in Ash |     |            |
|             | Walnut          | add | <b>0</b>   |
|             | Cork            | add | <b>139</b> |

GSA SIN NOC/CLM

See [Materials & Finishes](#) on page 5

|                 |                 |     |          |
|-----------------|-----------------|-----|----------|
| LEGS & PLATFORM | Standard in Ash |     |          |
|                 | Walnut          | add | <b>0</b> |

FOOT RING      Standard in Powder Coat



7374-14WDB

## Stool, Counter Height, Swivel, Backless

|              |              |
|--------------|--------------|
| Outer Width  | <b>21.5"</b> |
| Outer Depth  | <b>21.5"</b> |
| Outer Height | <b>25.5"</b> |
| Seat Height  | <b>25.5"</b> |

### PLANK SOLID

|             |             |
|-------------|-------------|
| Ash         | Walnut      |
| <b>2212</b> | <b>2542</b> |

|             |                 |     |            |
|-------------|-----------------|-----|------------|
| SWIVEL SEAT | Standard in Ash |     |            |
|             | Walnut          | add | <b>0</b>   |
|             | Cork            | add | <b>139</b> |

GSA SIN NOC/CLM

See [Materials & Finishes](#) on page 5

|                 |                 |     |          |
|-----------------|-----------------|-----|----------|
| LEGS & PLATFORM | Standard in Ash |     |          |
|                 | Walnut          | add | <b>0</b> |

FOOT RING      Standard in Powder Coat

# HECETA

Martin  
/ Bratrud



7373-16WDB

## Stool, Dining Height, Swivel, Backless

|              |       |
|--------------|-------|
| Outer Width  | 20"   |
| Outer Depth  | 20"   |
| Outer Height | 19.5" |
| Seat Height  | 19.5" |

---

### PLANK SOLID

|      |        |
|------|--------|
| Ash  | Walnut |
| 2160 | 2487   |

---

### SWIVEL SEAT

|                 |     |     |  |
|-----------------|-----|-----|--|
| Standard in Ash |     |     |  |
| Walnut          | add | 0   |  |
| Cork            | add | 139 |  |

GSA SIN NOC/CLM

See [Materials & Finishes](#) on page 5

---

### LEGS & PLATFORM

|                 |     |   |  |
|-----------------|-----|---|--|
| Standard in Ash |     |   |  |
| Walnut          | add | 0 |  |

---

### FOOT RING

Standard in Powder Coat

## Notes

---

### **Solid Wood Base**

(Specify Martin Brattrud Standard Finish)

Standard: Solid Wood Ash

Premium: Solid Wood Walnut

[View Ash Wood Standard Finishes](#)

[View Walnut Wood Standard Finishes](#)

Custom Wood Finish produced upon receipt of a customer's approved sample match and fee of \$200 Net for each unique finish per order.

### **Swivel Return Seat**

Standard: Solid Wood Ash

Premium: Solid Wood Walnut

Martin Brattrud Standard Finish matches Base

Premium: Natural Cork

### **Metal Foot Ring**

(Specify Martin Brattrud Finish)

Standard: Powder Coat



































[View Powder Coat - Metallics](#)

[View Powder Coat - Neutrals](#)

[View Powder Coat - Color](#)

Custom Powder Coat Finish produced upon receipt of a customer supplied RAL# and fee of \$385 Net, with a minimum order of 10.

## Materials & Finishes

|       |                                |   |  |   |   |   |  |
|-------|--------------------------------|---|--|---|---|---|--|
| Metal | <b>POWDER COAT - COLOR</b>     |  CLD<br>Cloud                    |  CMT<br>Cement      |  MTL<br>Gunmetal     |  SEA<br>Deep Sea     |  VBG<br>Vandenberg |  DNE<br>Dune        |
|       |                                |  CRL<br>Coral                    |  AGV<br>Agave       |  CHR<br>Churro       |   |   |  |
|       | <b>POWDER COAT - NEUTRALS</b>  |  SRG<br>Sugar Gloss              |  SGM<br>Sugar Matte |  CBG<br>Carbon Gloss |  CBN<br>Carbon Matte |   |  |
|       | <b>POWDER COAT - METALLICS</b> |  SIL<br>Silver                   |  LD<br>Lead         |  BRZ<br>Bronze       |  FLI<br>Flint        |  MCA<br>Mica       |  |
| Wood  | <b>ASH</b>                     |  ASH1<br>Shoji                   |  ASH2<br>Cinder     |  ASH3<br>Storm       |  ASH8<br>Natural     |  ASH9<br>Coal      |  ASH10<br>Driftwood |
|       |                                |  ASH11<br>Burro                  |  ASH12<br>Char      |  ASH13<br>Dune       |  ASH14<br>Coral      |  ASH15<br>Agave    |  ASH16<br>Deep Sea  |
|       |                                |  ASH17<br>Vandenberg             |  |   |   |   |  |
|       | <b>WALNUT</b>                  |  WAL1<br>Natural                 |  WAL2<br>Deep       |   |   |   |  |
|       | <b>CORK</b>                    |  CORK -<br>Natural<br>SwivelSeat |  |   |   |   |  |

## Notes

SEE FINISHES ONLINE

**WOOD:** <https://martinbrattrud.com/Wood>

**METAL & PAINT:** <https://martinbrattrud.com/Metal>

**CORIAN®:** <https://martinbrattrud.com/Corian®>

**STONE:** <https://martinbrattrud.com/Stone>