

# JETTY

Martin  
/ Bratrud

## Pricelist

Effective 01/07/2025

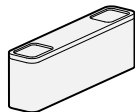
---

DESIGNED BY BRIAN GRAHAM

Designer Brian Graham conceived of the Jetty table as a way to consolidate multiple pieces into a unified form that supplies maximum functionality in a small footprint. Jetty can be used as a personal side table, a shared table or an island fitted with built-in electrics that keep users connected and charged. Jetty's singular form is available in sixteen solid surface colors.



|                      |    |
|----------------------|----|
| SHARED SIDE TABLES   | 2  |
| TRAVEL TABLES        | 4  |
| SIDE TABLES          | 6  |
| COFFEE TABLES        | 8  |
| MATERIALS & FINISHES | 12 |

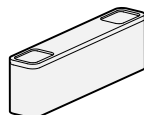


1482-60

### Shared Side Table, 60" Shared Side Table

|               |                 |
|---------------|-----------------|
| Outer Width   | <b>60"</b>      |
| Outer Depth   | <b>12"</b>      |
| Outer Height  | <b>21"</b>      |
| Carton Volume | <b>12 cu ft</b> |

|          | Ash Top, Veneer Surround   | Walnut Top, Veneer Surround | Corian® Monolithic | Corian® Top, Veneer Surround            | Ash Top, Corian Surround   | Walnut Top, Corian Surround |
|----------|--|-----------------------------|--------------------|---|--|-----------------------------|
|          | <b>6782</b>  | <b>7144</b>                 | <b>6935</b>        | <b>6624</b>                             | <b>6918</b>  | <b>7210</b>                 |
| TOP      | Corian® Standard in Glacier White<br>Corian® in Carbon or Concrete |                             |                    | add <b>574</b>                          | See Power Options Worksheet.<br>GSA SIN 33721  |                             |
| SURROUND | Corian® Standard in Glacier White<br>Corian® in Carbon or Concrete |                             |                    | add <b>814</b>                          | √ SCS Certified Indoor Advantage Gold<br>See <a href="#">Materials &amp; Finishes</a> on page 12 |                             |
| TRAY     | Standard with 2 Trays<br>Eliminate 2 Trays<br>Eliminate 1 Tray     |                             |                    | deduct <b>-180</b><br>deduct <b>-90</b> |  |                             |



1482-66

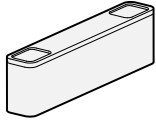
### Shared Side Table, 66" Shared Side Table

|               |                 |
|---------------|-----------------|
| Outer Width   | <b>66"</b>      |
| Outer Depth   | <b>12"</b>      |
| Outer Height  | <b>21"</b>      |
| Carton Volume | <b>13 cu ft</b> |

|          | Ash Top, Veneer Surround   | Walnut Top, Veneer Surround | Corian® Monolithic | Corian® Top, Veneer Surround            | Ash Top, Corian Surround   | Walnut Top, Corian Surround |
|----------|--|-----------------------------|--------------------|---|--|-----------------------------|
|          | <b>7344</b>  | <b>7835</b>                 | <b>7522</b>        | <b>7169</b>                             | <b>7496</b>  | <b>7884</b>                 |
| TOP      | Corian® Standard in Glacier White<br>Corian® in Carbon or Concrete |                             |                    | add <b>648</b>                          | See Power Options Worksheet.<br>GSA SIN 33721  |                             |
| SURROUND | Corian® Standard in Glacier White<br>Corian® in Carbon or Concrete |                             |                    | add <b>862</b>                          | √ SCS Certified Indoor Advantage Gold<br>See <a href="#">Materials &amp; Finishes</a> on page 12 |                             |
| TRAY     | Standard with 2 Trays<br>Eliminate 2 Trays<br>Eliminate 1 Tray     |                             |                    | deduct <b>-180</b><br>deduct <b>-90</b> |  |                             |

# JETTY

Martin  
/ Bratrud



1482-72

## Shared Side Table, 72" Shared Side Table

|               |               |
|---------------|---------------|
| Outer Width   | <b>72"</b>    |
| Outer Depth   | <b>12"</b>    |
| Outer Height  | <b>21"</b>    |
| Carton Weight | <b>14 lbs</b> |

|          | Ash Top, Veneer Surround   | Walnut Top, Veneer Surround | Corian® Monolithic | Corian® Top, Veneer Surround            | Ash Top, Corian Surround                                | Walnut Top, Corian Surround |
|----------|--|-----------------------------|--------------------|---|---|-----------------------------|
|          | <b>7621</b>  | <b>8255</b>                 | <b>7625</b>        | <b>7344</b>                             | <b>7627</b>   | <b>8380</b>                 |
| TOP      | Corian® Standard in Glacier White<br>Corian® in Carbon or Concrete |                             |                    | add <b>688</b>                          | See Power Options Worksheet.<br>GSA SIN 33721           |                             |
| SURROUND | Corian® Standard in Glacier White<br>Corian® in Carbon or Concrete |                             |                    | add <b>908</b>                          | ✓ SCS Certified Indoor Advantage Gold                   |                             |
| TRAY     | Standard with 2 Trays<br>Eliminate 2 Trays<br>Eliminate 1 Tray     |                             |                    | deduct <b>-180</b><br>deduct <b>-90</b> | See <a href="#">Materials &amp; Finishes</a> on page 12 |                             |



1482-16RHO

### Travel Table, Rectangular Travel Table

|               |         |
|---------------|---------|
| Outer Width   | 12"     |
| Outer Depth   | 16"     |
| Outer Height  | 26"     |
| Carton Volume | 5 cu ft |

| PLANK SOLID |        |         |
|-------------|--------|---------|
| Ash         | Walnut | Corian® |
| 1703        | 1857   | 1862    |

|     |  |     |    |
|-----|--|-----|----|
| TOP | Corian® Standard in Glacier White<br>Corian® in Carbon or Concrete | add | 85 |
|-----|--|-----|----|

See Power Options Worksheet.

GSA SIN 33721

|            |  |     |     |
|------------|--|-----|-----|
| STEEL BASE | Standard in Powder Coat<br>Stainless Steel | add | 340 |
|------------|--|-----|-----|

✓ SCS Certified Indoor Advantage Gold

See [Materials & Finishes](#) on page 12



1482-16CH

### Travel Table, Center Post Round Travel Table

|               |         |
|---------------|---------|
| Outer Width   | 16"     |
| Outer Depth   | 16"     |
| Outer Height  | 26"     |
| Carton Volume | 6 cu ft |

| PLANK SOLID |        |         |
|-------------|--------|---------|
| Ash         | Walnut | Corian® |
| 1729        | 1895   | 1892    |

|     |  |     |    |
|-----|--|-----|----|
| TOP | Corian® Standard in Glacier White<br>Corian® in Carbon or Concrete | add | 85 |
|-----|--|-----|----|

See Power Options Worksheet.

GSA SIN 33721

|            |  |     |     |
|------------|--|-----|-----|
| STEEL BASE | Standard in Powder Coat<br>Stainless Steel | add | 340 |
|------------|--|-----|-----|

✓ SCS Certified Indoor Advantage Gold

See [Materials & Finishes](#) on page 12



1482-16CHO

### Travel Table, Round Travel Table

|               |         |
|---------------|---------|
| Outer Width   | 16"     |
| Outer Depth   | 16"     |
| Outer Height  | 26"     |
| Carton Volume | 6 cu ft |

|             |        |         |
|-------------|--------|---------|
| PLANK SOLID |        |         |
| Ash         | Walnut | Corian® |
| 1730        | 1896   | 1894    |

|     |  |     |    |
|-----|--|-----|----|
| TOP | Corian® Standard in Glacier White<br>Corian® in Carbon or Concrete | add | 85 |
|-----|--|-----|----|

See Power Options Worksheet.

GSA SIN 33721

|            |  |     |     |
|------------|--|-----|-----|
| STEEL BASE | Standard in Powder Coat<br>Stainless Steel | add | 340 |
|------------|--|-----|-----|

✓ SCS Certified Indoor Advantage Gold

See [Materials & Finishes](#) on page 12



1482-16SHO

### Travel Table, Square Travel Table

|               |         |
|---------------|---------|
| Outer Width   | 16"     |
| Outer Depth   | 16"     |
| Outer Height  | 26"     |
| Carton Volume | 6 cu ft |

|             |        |         |
|-------------|--------|---------|
| PLANK SOLID |        |         |
| Ash         | Walnut | Corian® |
| 1530        | 1696   | 1694    |

|     |  |     |    |
|-----|--|-----|----|
| TOP | Corian® Standard in Glacier White<br>Corian® in Carbon or Concrete | add | 85 |
|-----|--|-----|----|

See Power Options Worksheet.

GSA SIN 33721

|            |  |     |     |
|------------|--|-----|-----|
| STEEL BASE | Standard in Powder Coat<br>Stainless Steel | add | 340 |
|------------|--|-----|-----|

✓ SCS Certified Indoor Advantage Gold

See [Materials & Finishes](#) on page 12



1482-16

### Side Table, 16" Square Side Table

|               |         |
|---------------|---------|
| Outer Width   | 16"     |
| Outer Depth   | 16"     |
| Outer Height  | 21"     |
| Carton Volume | 5 cu ft |

| Ash Top, Veneer Surround | Walnut Top, Veneer Surround | Corian® Monolithic   | Corian® Top, Veneer Surround | Ash Top, Corian Surround   | Walnut Top, Corian Surround |
|--------------------------|-----------------------------|--|------------------------------|--|-----------------------------|
| <b>3331</b>              | <b>3604</b>                 | <b>3394</b>  | <b>3329</b>                  | <b>3448</b>  | <b>3666</b>                 |
| TOP                      |                             | Corian® Standard in Glacier White<br>Corian® in Carbon or Concrete | add <b>304</b>               | See Power Options Worksheet.<br>GSA SIN 33721  |                             |
| SURROUND                 |                             | Corian® Standard in Glacier White<br>Corian® in Carbon or Concrete | add <b>527</b>               | √ SCS Certified Indoor Advantage Gold<br>See <a href="#">Materials &amp; Finishes</a> on page 12 |                             |
| TRAY                     |                             | Standard with 1 Tray<br>Eliminate 1 Tray                           | deduct <b>-90</b>            |  |                             |



1482-30

### Side Table, 30" Side Table

|               |         |
|---------------|---------|
| Outer Width   | 30"     |
| Outer Depth   | 12"     |
| Outer Height  | 21"     |
| Carton Volume | 6 cu ft |

| Ash Top, Veneer Surround | Walnut Top, Veneer Surround | Corian® Monolithic   | Corian® Top, Veneer Surround | Ash Top, Corian Surround   | Walnut Top, Corian Surround |
|--------------------------|-----------------------------|--|------------------------------|--|-----------------------------|
| <b>5739</b>              | <b>5898</b>                 | <b>5713</b>  | <b>5580</b>                  | <b>5882</b>  | <b>5958</b>                 |
| TOP                      |                             | Corian® Standard in Glacier White<br>Corian® in Carbon or Concrete | add <b>334</b>               | See Power Options Worksheet.<br>GSA SIN 33721  |                             |
| SURROUND                 |                             | Corian® Standard in Glacier White<br>Corian® in Carbon or Concrete | add <b>558</b>               | √ SCS Certified Indoor Advantage Gold<br>See <a href="#">Materials &amp; Finishes</a> on page 12 |                             |
| TRAY                     |                             | Standard with 1 Tray<br>Eliminate 1 Tray                           | deduct <b>-90</b>            |  |                             |

# JETTY

Martin  
/ Bratrud



1482-36

## Side Table, 36" Side Table

|               |                |
|---------------|----------------|
| Outer Width   | <b>36"</b>     |
| Outer Depth   | <b>12"</b>     |
| Outer Height  | <b>21"</b>     |
| Carton Volume | <b>7 cu ft</b> |

| Ash Top, Veneer Surround | Walnut Top, Veneer Surround  | Corian® Monolithic | Corian® Top, Veneer Surround | Ash Top, Corian Surround                                | Walnut Top, Corian Surround |
|--------------------------|--|--------------------|------------------------------|---|-----------------------------|
| <b>6034</b>              | <b>6283</b>  | <b>6007</b>        | <b>5875</b>                  | <b>6125</b>   | <b>6351</b>                 |
| TOP                      | Corian® Standard in Glacier White<br>Corian® in Carbon or Concrete |                    | add <b>376</b>               | See Power Options Worksheet.<br>GSA SIN 33721           |                             |
| SURROUND                 | Corian® Standard in Glacier White<br>Corian® in Carbon or Concrete |                    | add <b>627</b>               | ✓ SCS Certified Indoor Advantage Gold                   |                             |
| TRAY                     | Standard with 1 Tray<br>Eliminate 1 Tray                           |                    | deduct <b>-90</b>            | See <a href="#">Materials &amp; Finishes</a> on page 12 |                             |

# JETTY

## Coffee Table, 30" Square Coffee Table



|               |                 |
|---------------|-----------------|
| Outer Width   | <b>30"</b>      |
| Outer Depth   | <b>30"</b>      |
| Outer Height  | <b>16"</b>      |
| Carton Volume | <b>11 cu ft</b> |

1482-30S

| Ash Top, Veneer Surround | Walnut Top, Veneer Surround | Corian® Monolithic   | Corian® Top, Veneer Surround            | Ash Top, Corian Surround   | Walnut Top, Corian Surround |
|--------------------------|-----------------------------|--|---|--|-----------------------------|
| <b>6387</b>              | <b>6821</b>                 | <b>6525</b>  | <b>6533</b>                             | <b>6630</b>  | <b>7053</b>                 |
| TOP                      |                             | Corian® Standard in Glacier White<br>Corian® in Carbon or Concrete | add <b>763</b>                          | See Power Options Worksheet.<br>GSA SIN 33721  |                             |
| SURROUND                 |                             | Corian® Standard in Glacier White<br>Corian® in Carbon or Concrete | add <b>906</b>                          | √ SCS Certified Indoor Advantage Gold<br>See <a href="#">Materials &amp; Finishes</a> on page 12 |                             |
| TRAY                     |                             | Standard with 2 Trays<br>Eliminate 2 Trays<br>Eliminate 1 Tray     | deduct <b>-180</b><br>deduct <b>-90</b> |  |                             |

## Coffee Table, 36" Square Coffee Table

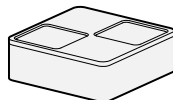


|               |                 |
|---------------|-----------------|
| Outer Width   | <b>36"</b>      |
| Outer Depth   | <b>36"</b>      |
| Outer Height  | <b>16"</b>      |
| Carton Volume | <b>15 cu ft</b> |

1482-36S

| Ash Top, Veneer Surround | Walnut Top, Veneer Surround | Corian® Monolithic   | Corian® Top, Veneer Surround            | Ash Top, Corian Surround   | Walnut Top, Corian Surround |
|--------------------------|-----------------------------|--|---|--|-----------------------------|
| <b>6929</b>              | <b>7331</b>                 | <b>7062</b>  | <b>7072</b>                             | <b>7161</b>  | <b>7581</b>                 |
| TOP                      |                             | Corian® Standard in Glacier White<br>Corian® in Carbon or Concrete | add <b>801</b>                          | See Power Options Worksheet.<br>GSA SIN 33721  |                             |
| SURROUND                 |                             | Corian® Standard in Glacier White<br>Corian® in Carbon or Concrete | add <b>931</b>                          | √ SCS Certified Indoor Advantage Gold<br>See <a href="#">Materials &amp; Finishes</a> on page 12 |                             |
| TRAY                     |                             | Standard with 2 Trays<br>Eliminate 2 Trays<br>Eliminate 1 Tray     | deduct <b>-180</b><br>deduct <b>-90</b> |  |                             |





1482-42S

### Coffee Table, 42" Square Coffee Table

|               |          |
|---------------|----------|
| Outer Width   | 42"      |
| Outer Depth   | 42"      |
| Outer Height  | 16"      |
| Carton Volume | 21 cu ft |

| Ash Top, Veneer Surround | Walnut Top, Veneer Surround | Corian® Monolithic   | Corian® Top, Veneer Surround            | Ash Top, Corian Surround   | Walnut Top, Corian Surround |
|--------------------------|-----------------------------|--|---|--|-----------------------------|
| <b>7466</b>              | <b>7974</b>                 | <b>7587</b>  | <b>7609</b>                             | <b>7780</b>  | <b>8287</b>                 |
| TOP                      |                             | Corian® Standard in Glacier White<br>Corian® in Carbon or Concrete | add <b>856</b>                          | See Power Options Worksheet.<br>GSA SIN 33721  |                             |
| SURROUND                 |                             | Corian® Standard in Glacier White<br>Corian® in Carbon or Concrete | add <b>1019</b>                         | √ SCS Certified Indoor Advantage Gold<br>See <a href="#">Materials &amp; Finishes</a> on page 12 |                             |
| TRAY                     |                             | Standard with 2 Trays<br>Eliminate 2 Trays<br>Eliminate 1 Tray     | deduct <b>-180</b><br>deduct <b>-90</b> |  |                             |



1482-30C

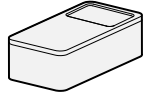
### Coffee Table, 30" Round Coffee Table

|               |          |
|---------------|----------|
| Outer Width   | 30"      |
| Outer Depth   | 30"      |
| Outer Height  | 16"      |
| Carton Volume | 11 cu ft |

| Ash Top, Veneer Surround | Walnut Top, Veneer Surround | Corian® Monolithic   | Corian® Top, Veneer Surround | Ash Top, Corian Surround   | Walnut Top, Corian Surround |
|--------------------------|-----------------------------|--|------------------------------|--|-----------------------------|
| <b>6685</b>              | <b>7320</b>                 | <b>7049</b>  | <b>7076</b>                  | <b>7152</b>  | <b>7576</b>                 |
| TOP                      |                             | Corian® Standard in Glacier White<br>Corian® in Carbon or Concrete | add <b>737</b>               | See Power Options Worksheet.<br>GSA SIN 33721  |                             |
| SURROUND                 |                             | Corian® Standard in Glacier White<br>Corian® in Carbon or Concrete | add <b>919</b>               | √ SCS Certified Indoor Advantage Gold<br>See <a href="#">Materials &amp; Finishes</a> on page 12 |                             |
| TRAY                     |                             | Standard with 1 Tray<br>Eliminate 1 Tray                           | deduct <b>-90</b>            |  |                             |

# JETTY

Martin  
/ Brattrud



1482-48R

## Coffee Table, 24" x 48" Coffee Table

|               |                 |
|---------------|-----------------|
| Outer Width   | <b>48"</b>      |
| Outer Depth   | <b>24"</b>      |
| Outer Height  | <b>16"</b>      |
| Carton Volume | <b>14 cu ft</b> |

| Ash Top, Veneer Surround | Walnut Top, Veneer Surround  | Corian® Monolithic | Corian® Top, Veneer Surround | Ash Top, Corian Surround                                | Walnut Top, Corian Surround |
|--------------------------|--|--------------------|------------------------------|---|-----------------------------|
| <b>6652</b>              | <b>7285</b>  | <b>7030</b>        | <b>7057</b>                  | <b>7085</b>   | <b>7534</b>                 |
| TOP                      | Corian® Standard in Glacier White<br>Corian® in Carbon or Concrete |                    | add <b>759</b>               | See Power Options Worksheet.                            |                             |
| SURROUND                 | Corian® Standard in Glacier White<br>Corian® in Carbon or Concrete |                    | add <b>842</b>               | GSA SIN 33721   |                             |
| TRAY                     | Standard with 1 Tray<br>Eliminate 1 Tray                           |                    | deduct <b>-90</b>            | ✓ SCS Certified Indoor Advantage Gold                   |                             |
|                          |  |                    |                              | See <a href="#">Materials &amp; Finishes</a> on page 12 |                             |

## Notes

---

### Top

1.75" thick with .25" reveal

Corian® Standard: Glacier White (**GW**)

Corian® Premium: Concrete (**CNT**) or Carbon (**CCT**)

For other Solid Surface colors, contact factory.

Wood Standard: Solid Ash

Wood Premium: Solid Walnut

[View Ash Wood Standard Finishes](#)

[View Walnut Wood Standard Finishes](#)

Custom Wood Finishes: Customer to provide finish sample for factory matching.

Factory to send matched sample to customer for approval. For each unique finish per order add \$200 Net.

Carved In Tray(s) Standard. (Option to eliminate)

### Surround

(Specify Martin Brattrud Finish)

With recessed wood legs painted black 1.5" H

Corian® Standard: Glacier White (**GW**)

Corian® Premium: Concrete (**CNT**) or Carbon (**CCT**)

Wood Veneer Standard: Ash or Walnut

Custom Wood Finish produced upon receipt of a customer's approved sample match and fee of \$200 Net for each unique finish per order.

### Power Outlet

Custom Racetrack Mini-Tap with 1 Power & 1 USBa with 6' cord

See Jetty Table Worksheet to specify location

### Travel Table Metal Base

(Specify Martin Brattrud Finish)

Standard: Powder Coat

[View Powder Coat - Metallics](#)

[View Powder Coat - Neutrals](#)

[View Powder Coat - Color](#)

Custom Powder Coat Finish produced upon receipt of a customer supplied RAL# and fee of \$385 Net, with a minimum order of 25.

Premium: Polished Stainless Steel (**PSS**), or Satin Stainless Steel (**SSS**)

[View Stainless Steel Premiums](#)

Premium: Hand Rubbed Metal in Brushed Bronze (**BBZ**), Oiled Bronze (**OBZ**),

Charcoal (**CS**) or Black (**BS**)

[View Hand Rubbed Steel Premiums](#)

Hand rubbed finishes are lacquer sealed.

### Travel Table Top

(Specify Martin Brattrud Finish)

Standard: Solid Wood Ash







































Premium: Solid Wood Walnut

Corian® Standard: Glacier White (**GW**)

Corian® Premium: Concrete (**CNT**) or Carbon (**CCT**)

Laminate: 90° Edge only. (Specify Martin Brattrud Standards)

## Materials & Finishes

|         |                                |  |   |   |   |   |  |  |
|---------|--------------------------------|--|---|---|---|---|--|--|
| Metal   | <b>POWDER COAT - COLOR</b>     |  CLD<br>Cloud                       |  CMT<br>Cement                   |  MTL<br>Gunmetal     |  SEA<br>Deep Sea     |  VBG<br>Vandenberg |  DNE<br>Dune        |  |
|         |                                |  CRL<br>Coral                       |  AGV<br>Agave                    |  CHR<br>Churro       |   |   |  |  |
|         | <b>POWDER COAT - NEUTRALS</b>  |  SRG<br>Sugar Gloss                 |  SGM<br>Sugar Matte              |  CBG<br>Carbon Gloss |  CBN<br>Carbon Matte |   |  |  |
|         | <b>POWDER COAT - METALLICS</b> |  SIL<br>Silver                      |  LD<br>Lead                      |  BRZ<br>Bronze       |  FLI<br>Flint        |  MCA<br>Mica       |  |  |
|         | <b>STAINLESS STEEL</b>         |  PSS<br>Polished<br>Stainless Steel |  SSS<br>Satin<br>Stainless Steel |   |   |   |  |  |
| Wood    | <b>ASH</b>                     |  ASH1<br>Shoji                      |  ASH2<br>Cinder                  |  ASH3<br>Storm       |  ASH8<br>Natural     |  ASH9<br>Coal      |  ASH10<br>Driftwood |  |
|         |                                |  ASH11<br>Burro                     |  ASH12<br>Char                   |  ASH13<br>Dune       |  ASH14<br>Coral      |  ASH15<br>Agave    |  ASH16<br>Deep Sea  |  |
|         |                                |  ASH17<br>Vandenberg                |   |   |   |   |  |  |
|         | <b>WALNUT</b>                  |  WAL1<br>Natural                    |  WAL2<br>Deep                    |   |   |   |  |  |
| Corian® | <b>CORIAN®</b>                 |  GW<br>Glacier White                |  CNT<br>Concrete                 |  CCT<br>Carbon       |   |   |  |  |

## Notes

SEE FINISHES ONLINE

**WOOD:** <https://martinbrattrud.com/Wood>

**METAL & PAINT:** <https://martinbrattrud.com/Metal>

**CORIAN®:** <https://martinbrattrud.com/Corian®>

**STONE:** <https://martinbrattrud.com/Stone>