

# KURVE

Martin  
/ Bratrud

## Pricelist

Effective 04/29/2022

---

DESIGNED BY ALAN DANDRON AND AVERY MIYASATO HANDY

A favorite with design studios and architectural firms, the Kurve Chair has the presence of sculpture and, at the same time, an inviting open seat shell that cradles the body and allows for countless shifts of position. This is a statement piece suited to lobbies, reception areas and private executive offices.



CHAIRS	2
TABLES	4
MATERIALS & FINISHES	9



480-01

### Chair, High Back, Swivel

Single Upholstery	yds	sqft
	<b>5.5</b>	<b>99</b>
-----		
Outer Width		<b>33"</b>
Outer Depth		<b>34"</b>
Outer Height		<b>39.5"</b>
Seat Height		<b>17"</b>
Seat Depth		<b>20.5"</b>
Arm Height		<b>24.5"</b>
Width between Arms		<b>24"</b>
Carton Weight		<b>90 lbs</b>
Carton Volume		<b>31 cu ft</b>

COM	COL	MB LEATHER		GRADE-IN FABRICS									
		A	B	1	2	3	4	5	6	7	8	9	
<b>3848</b>	<b>4233</b>	<b>5432</b>	<b>5828</b>	<b>4200</b>	<b>4310</b>	<b>4420</b>	<b>4530</b>	<b>4640</b>	<b>4750</b>	<b>4860</b>	<b>4970</b>	<b>5080</b>	
BASE		Standard in Powder Coat						✓ SCS Certified Indoor Advantage Gold					
		Hand Rubbed Steel						add		<b>160</b>			
		Stainless Steel						add		<b>240</b>			
FABRIC		Standard with Approved Fabric or Leather											

See [Materials & Finishes](#) on page 9



480-04

### Chair, Low Back, Swivel

Single Upholstery	yds	sqft
	<b>5</b>	<b>90</b>
-----		
Outer Width		<b>30"</b>
Outer Depth		<b>30"</b>
Outer Height		<b>33"</b>
Seat Height		<b>17"</b>
Seat Depth		<b>20.5"</b>
Arm Height		<b>23.5"</b>
Width between Arms		<b>24"</b>
Carton Weight		<b>60 lbs</b>
Carton Volume		<b>21 cu ft</b>

COM	COL	MB LEATHER		GRADE-IN FABRICS									
		A	B	1	2	3	4	5	6	7	8	9	
<b>3614</b>	<b>3975</b>	<b>5054</b>	<b>5414</b>	<b>3934</b>	<b>4034</b>	<b>4134</b>	<b>4234</b>	<b>4334</b>	<b>4434</b>	<b>4534</b>	<b>4634</b>	<b>4734</b>	
BASE		Standard in Powder Coat						✓ SCS Certified Indoor Advantage Gold					
		Hand Rubbed Steel						add		<b>160</b>			
		Stainless Steel						add		<b>240</b>			
FABRIC		Standard with Approved Fabric or Leather											

See [Materials & Finishes](#) on page 9

# KURVE

Martin  
/ Brattrud



480-03

## Chair, High Winged Back, Swivel

Single Upholstery	yds	sqft
	<b>5.75</b>	<b>104</b>
.....		
Outer Width		<b>33"</b>
Outer Depth		<b>34"</b>
Outer Height		<b>39.5"</b>
Seat Height		<b>17"</b>
Seat Depth		<b>20.5"</b>
Arm Height		<b>24.5"</b>
Width between Arms		<b>24"</b>
Carton Weight		<b>95 lbs</b>
Carton Volume		<b>31 cu ft</b>

COM	COL	MB LEATHER		GRADE-IN FABRICS									
		A	B	1	2	3	4	5	6	7	8	9	
<b>4052</b>	<b>4457</b>	<b>5708</b>	<b>6122</b>	<b>4420</b>	<b>4535</b>	<b>4650</b>	<b>4765</b>	<b>4880</b>	<b>4995</b>	<b>5110</b>	<b>5225</b>	<b>5340</b>	
BASE		Standard in Powder Coat						√ SCS Certified Indoor Advantage Gold					
		Hand Rubbed Steel						add		<b>160</b>			
		Stainless Steel						add		<b>240</b>			
FABRIC		Standard with Approved Fabric or Leather											



### Table, Round, Low

Outer Width	20"
Outer Depth	20"
Outer Height	16"

481-20CL

PLANK SOLID				
Ash	Walnut	Glass	Corian®	Stone
2055	2099	3067	2635	2406

TABLE TOP Standard in Ash Veneer

GSA SIN 71116

TABLE BASE Standard in Powder Coat  
 Hand Rubbed Steel add **160**  
 Stainless Steel add **240**

✓ SCS Certified Indoor Advantage Gold

See [Materials & Finishes](#) on page 9



### Table, Round, High

Outer Width	20"
Outer Depth	20"
Outer Height	20"

481-20CH

PLANK SOLID				
Ash	Walnut	Glass	Corian®	Stone
2055	2260	3114	2681	2455

TABLE TOP Standard in Ash Veneer

GSA SIN 71116

TABLE BASE Standard in Powder Coat  
 Hand Rubbed Steel add **160**  
 Stainless Steel add **240**

✓ SCS Certified Indoor Advantage Gold

See [Materials & Finishes](#) on page 9

# KURVE

Martin  
/ Brattrud



## Table, Round, Low

Outer Width	<b>24"</b>
Outer Depth	<b>24"</b>
Outer Height	<b>16"</b>

481-24CL

PLANK SOLID				
Ash	Walnut	Glass	Corian®	Stone
<b>2236</b>	<b>2453</b>	<b>3483</b>	<b>2789</b>	<b>2789</b>

TABLE TOP Standard in Ash Veneer

GSA SIN 71116

TABLE BASE Standard in Powder Coat  
 Hand Rubbed Steel add **160**  
 Stainless Steel add **240**

✓ SCS Certified Indoor Advantage Gold

See [Materials & Finishes](#) on page 9



## Table, Round, High

Outer Width	<b>24"</b>
Outer Depth	<b>24"</b>
Outer Height	<b>20"</b>

481-24CH

PLANK SOLID				
Ash	Walnut	Glass	Corian®	Stone
<b>2262</b>	<b>2478</b>	<b>3508</b>	<b>2811</b>	<b>2811</b>

TABLE TOP Standard in Ash Veneer

GSA SIN 71116

TABLE BASE Standard in Powder Coat  
 Hand Rubbed Steel add **160**  
 Stainless Steel add **240**

✓ SCS Certified Indoor Advantage Gold

See [Materials & Finishes](#) on page 9

# KURVE

Martin  
/ Brattrud



## Table, Square, Low

Outer Width	20"
Outer Depth	20"
Outer Height	16"

481-20SL

PLANK SOLID				
Ash	Walnut	Glass	Corian®	Stone
3058	3216	3355	3692	3716

TABLE TOP      Standard in Ash Veneer

GSA SIN 71116

TABLE BASE      Standard in Powder Coat  
 Hand Rubbed Steel      add **160**  
 Stainless Steel      add **240**

✓ SCS Certified Indoor Advantage Gold

See [Materials & Finishes](#) on page 9



## Table, Square, High

Outer Width	20"
Outer Depth	20"
Outer Height	20"

481-20SH

PLANK SOLID				
Ash	Walnut	Glass	Corian®	Stone
1942	2098	3142	2618	2570

TABLE TOP      Standard in Ash Veneer

GSA SIN 71116

TABLE BASE      Standard in Powder Coat  
 Hand Rubbed Steel      add **160**  
 Stainless Steel      add **240**

✓ SCS Certified Indoor Advantage Gold

See [Materials & Finishes](#) on page 9

# KURVE

Martin  
/ Brattrud



## Table, Square, Low

Outer Width	<b>24"</b>
Outer Depth	<b>24"</b>
Outer Height	<b>16"</b>

481-24SL

PLANK SOLID				
Ash	Walnut	Glass	Corian®	Stone
<b>2065</b>	<b>2282</b>	<b>3534</b>	<b>2649</b>	<b>2746</b>

TABLE TOP Standard in Ash Veneer

GSA SIN 71116

TABLE BASE Standard in Powder Coat  
 Hand Rubbed Steel add **160**  
 Stainless Steel add **240**

✓ SCS Certified Indoor Advantage Gold

See [Materials & Finishes](#) on page 9



## Table, Square, High

Outer Width	<b>24"</b>
Outer Depth	<b>24"</b>
Outer Height	<b>20"</b>

481-24SH

PLANK SOLID				
Ash	Walnut	Glass	Corian®	Stone
<b>3348</b>	<b>3563</b>	<b>3642</b>	<b>4238</b>	<b>4265</b>

TABLE TOP Standard in Ash Veneer

GSA SIN 71116

TABLE BASE Standard in Powder Coat  
 Hand Rubbed Steel add **160**  
 Stainless Steel add **240**

✓ SCS Certified Indoor Advantage Gold

See [Materials & Finishes](#) on page 9

## Notes

---

### Steel Base

Base Swivels in lounge chair styles

Standard: Polished Stainless Steel (**PSS**).

No Charge Option: Satin Stainless Steel (**SSS**).

### [View Stainless Steel Standards](#)

Premium Hand Rubbed Brushed Bronze (**BBZ**), Oiled Bronze (**BBZ**), Charcoal (**CS**), or Black (**BS**)

### [View Hand Rubbed Steel Premiums](#)

Hand rubbed steel finishes are lacquer sealed.

Powder Coat Option: Specify Martin Brattrud color

### [View Powder Coat - Metallics](#)

### [View Powder Coat - Neutrals](#)

### [View Powder Coat - Color](#)

Custom Powder Coat Finish produced upon receipt of a customer supplied RAL# and fee of \$285 Net, with a minimum order of 10.

### Chair Upholstery

Fabric and leather require approval.

### Table Top

Standard: Solid Ash

Premium: Solid Walnut

(Specify Standard Martin Brattrud Wood Finish)

Custom Wood Finish produced upon receipt of a customer's approved sample match and fee of \$150 Net for each unique finish per order.

Glass Standard: Sapphire Clear Sandblasted Bottom, .5" thick





















Corian® Standard: Glacier White (**GW**), .5" thick

Corian® Premium: Concrete (**CNT**) or Carbon (**CCT**), .5" thick












Stone Standard: Black Granite (**BG**) or Carrara Marble (**CM**), .75" thick



## Materials & Finishes

Metal	<b>POWDER COAT - COLOR</b>	 CLD Cloud	 CMT Cement	 MTL Gunmetal	 FLX Flax	 FST Firesticks	 SEA Deep Sea	
		 VBG Vandenberg						
	<b>POWDER COAT - NEUTRALS</b>	 SRG Sugar Gloss	 SGM Sugar Matte	 CBG Carbon Gloss	 CBN Carbon Matte			
	<b>POWDER COAT - METALLICS</b>	 SIL Silver	 LD Lead	 BRZ Bronze				
	<b>STAINLESS STEEL</b>	 PSS Polished Stainless Steel	 SSS Satin Stainless Steel					
<b>HAND RUBBED STEEL</b>	 BBZ Brushed Bronze	 OBZ Oiled Bronze	 CS Charcoal	 BS Black				

Wood	<b>ASH</b>	 ASH1 Shoji	 ASH2 Cinder	 ASH3 Storm	 ASH4 Dirty Martini	 ASH5 Terracotta	 ASH6 Cove	
		 ASH7 Jalama	 ASH8 Natural	 ASH9 Coal				
<b>WALNUT</b>	 WAL1 Natural	 WAL2 Deep						

## Notes

SEE FINISHES ONLINE

**WOOD:** <https://martinbrattrud.com/Wood>

**METAL & PAINT:** <https://martinbrattrud.com/Metal>

**CORIAN®:** <https://martinbrattrud.com/Corian®>

**STONE:** <https://martinbrattrud.com/Stone>