

KURVE

Martin
/ Bratrud

Pricelist

Effective 09/19/2024

DESIGNED BY ALAN DANDRON AND AVERY MIYASATO HANDY

A favorite with design studios and architectural firms, the Kurve Chair has the presence of sculpture and, at the same time, an inviting open seat shell that cradles the body and allows for countless shifts of position. This is a statement piece suited to lobbies, reception areas and private executive offices.



CHAIRS	2
TABLES	4
MATERIALS & FINISHES	9



480-01

Chair, High Back, Swivel

Single Upholstery	yds	sqft
	5.5	99

Outer Width		33"
Outer Depth		34"
Outer Height		39.5"
Seat Height		17"
Seat Depth		20.5"
Arm Height		24.5"
Width between Arms		24"
Carton Weight		90 lbs
Carton Volume		31 cu ft

COM	COL	MB LEATHER		GRADE-IN FABRICS								
		A	B	1	2	3	4	5	6	7	8	9
4203	4623	5787	6183	4555	4665	4775	4885	4995	5105	5215	5325	5435

BASE	Standard in Powder Coat Stainless Steel	add 250	GSA SIN NOC/CLM
			✓ SCS Certified Indoor Advantage Gold
FABRIC	Standard with Approved Fabric or Leather		See Materials & Finishes on page 9



480-04

Chair, Low Back, Swivel

Single Upholstery	yds	sqft
	5	90

Outer Width		30"
Outer Depth		30"
Outer Height		33"
Seat Height		17"
Seat Depth		20.5"
Arm Height		23.5"
Width between Arms		24"
Carton Weight		60 lbs
Carton Volume		21 cu ft

COM	COL	MB LEATHER		GRADE-IN FABRICS								
		A	B	1	2	3	4	5	6	7	8	9
3947	4342	5387	5747	4267	4367	4467	4567	4667	4767	4867	4967	5067

BASE	Standard in Powder Coat Stainless Steel	add 250	GSA SIN NOC/CLM
			✓ SCS Certified Indoor Advantage Gold
FABRIC	Standard with Approved Fabric or Leather		See Materials & Finishes on page 9

KURVE

Martin
/ Bratrud



480-03

Chair, High Winged Back, Swivel

Single Upholstery	yds	sqft
	5.75	104
.....		
Outer Width		33"
Outer Depth		34"
Outer Height		39.5"
Seat Height		17"
Seat Depth		20.5"
Arm Height		24.5"
Width between Arms		24"
Carton Weight		95 lbs
Carton Volume		31 cu ft

COM	COL	MB LEATHER		GRADE-IN FABRICS								
		A	B	1	2	3	4	5	6	7	8	9
4426	4869	6082	6496	4794	4909	5024	5139	5254	5369	5484	5599	5714

BASE	Standard in Powder Coat	GSA SIN NOC/CLM
	Stainless Steel	add 250

FABRIC	Standard with Approved Fabric or Leather	√ SCS Certified Indoor Advantage Gold
		See Materials & Finishes on page 9



Table, Round, Low

Outer Width	20"
Outer Depth	20"
Outer Height	16"

481-20CL

PLANK SOLID				
Ash	Walnut	Glass	Corian®	Stone
2245	2293	3350	2878	2629

TABLE TOP Standard in Ash Veneer

GSA SIN 33721

TABLE BASE Standard in Powder Coat Stainless Steel add 250

✓ SCS Certified Indoor Advantage Gold

See [Materials & Finishes](#) on page 9



Table, Round, High

Outer Width	20"
Outer Depth	20"
Outer Height	20"

481-20CH

PLANK SOLID				
Ash	Walnut	Glass	Corian®	Stone
2245	2468	3401	2929	2682

TABLE TOP Standard in Ash Veneer

GSA SIN 33721

TABLE BASE Standard in Powder Coat Stainless Steel add 250

✓ SCS Certified Indoor Advantage Gold

See [Materials & Finishes](#) on page 9



481-24CL

Table, Round, Low

Outer Width	24"
Outer Depth	24"
Outer Height	16"

PLANK SOLID				
Ash	Walnut	Glass	Corian®	Stone
2442	2680	3805	3047	3047

TABLE TOP Standard in Ash Veneer

GSA SIN 33721

TABLE BASE Standard in Powder Coat
Stainless Steel add **250**

✓ SCS Certified Indoor Advantage Gold

See [Materials & Finishes](#) on page 9



481-24CH

Table, Round, High

Outer Width	24"
Outer Depth	24"
Outer Height	20"

PLANK SOLID				
Ash	Walnut	Glass	Corian®	Stone
2472	2707	3832	3071	3071

TABLE TOP Standard in Ash Veneer

GSA SIN 33721

TABLE BASE Standard in Powder Coat
Stainless Steel add **250**

✓ SCS Certified Indoor Advantage Gold

See [Materials & Finishes](#) on page 9



481-20SL

Table, Square, Low

Outer Width	20"
Outer Depth	20"
Outer Height	16"

PLANK SOLID				
Ash	Walnut	Glass	Corian®	Stone
3340	3513	3664	4033	4059

TABLE TOP Standard in Ash Veneer

GSA SIN 33721

TABLE BASE Standard in Powder Coat Stainless Steel add 250

✓ SCS Certified Indoor Advantage Gold

See [Materials & Finishes](#) on page 9



481-20SH

Table, Square, High

Outer Width	20"
Outer Depth	20"
Outer Height	20"

PLANK SOLID				
Ash	Walnut	Glass	Corian®	Stone
2122	2292	3432	2859	2807

TABLE TOP Standard in Ash Veneer

GSA SIN 33721

TABLE BASE Standard in Powder Coat Stainless Steel add 250

✓ SCS Certified Indoor Advantage Gold

See [Materials & Finishes](#) on page 9



Table, Square, Low

Outer Width	24"
Outer Depth	24"
Outer Height	16"

481-24SL

PLANK SOLID				
Ash	Walnut	Glass	Corian®	Stone
2256	2493	3860	2894	3000

TABLE TOP Standard in Ash Veneer

GSA SIN 33721

TABLE BASE Standard in Powder Coat Stainless Steel add **250**

✓ SCS Certified Indoor Advantage Gold

See [Materials & Finishes](#) on page 9



Table, Square, High

Outer Width	24"
Outer Depth	24"
Outer Height	20"

481-24SH

PLANK SOLID				
Ash	Walnut	Glass	Corian®	Stone
3657	3892	3978	4628	4659

TABLE TOP Standard in Ash Veneer

GSA SIN 33721

TABLE BASE Standard in Powder Coat Stainless Steel add **250**

✓ SCS Certified Indoor Advantage Gold

See [Materials & Finishes](#) on page 9

Notes

Metal Base

Base Swivels in lounge chair styles
(Specify Martin Brattrud Finish)

Standard: Powder Coat

[View Powder Coat - Metallics](#)

[View Powder Coat - Neutrals](#)

[View Powder Coat - Color](#)

Custom Powder Coat Finish produced upon receipt of a customer supplied RAL# and fee of \$385 Net, with a minimum order of 10.

Premium: Polished Stainless Steel (**PSS**).

No Charge Option: Satin Stainless Steel (**SSS**).

[View Stainless Steel Standards](#)

Chair Upholstery

Fabric and leather require approval.

Table Top

(Specify Martin Brattrud Finish)

Standard: Solid Wood Ash

Premium: Solid Wood Walnut

[View Ash Wood Standard Finishes](#)

[View Walnut Wood Standard Finishes](#)

Custom Wood Finish produced upon receipt of a customer's approved sample match and fee of \$200 Net for each unique finish per order.










































































































Glass Standard: Sapphire Clear Sandblasted Bottom, .5" thick

Corian® Standard: Glacier White (**GW**), .5" thick

Corian® Premium: Concrete (**CNT**) or Carbon (**CCT**), .5" thick

Stone Standard: Black Granite (**BG**) or Carrara Marble (**CM**), .75" thick

Materials & Finishes

Metal																			
POWDER COAT - COLOR	<table border="0"> <tr> <td> CLD Cloud</td> <td> CMT Cement</td> <td> MTL Gunmetal</td> <td> SEA Deep Sea</td> <td> VBG Vandenberg</td> <td> DNE Dune</td> </tr> <tr> <td> CRL Coral</td> <td> AGV Agave</td> <td> CHR Churro</td> <td></td> <td></td> <td></td> </tr> </table>	 CLD Cloud	 CMT Cement	 MTL Gunmetal	 SEA Deep Sea	 VBG Vandenberg	 DNE Dune	 CRL Coral	 AGV Agave	 CHR Churro									
	 CLD Cloud	 CMT Cement	 MTL Gunmetal	 SEA Deep Sea	 VBG Vandenberg	 DNE Dune													
	 CRL Coral	 AGV Agave	 CHR Churro																
	POWDER COAT - NEUTRALS	<table border="0"> <tr> <td> SRG Sugar Gloss</td> <td> SGM Sugar Matte</td> <td> CBG Carbon Gloss</td> <td> CBN Carbon Matte</td> </tr> </table>	 SRG Sugar Gloss	 SGM Sugar Matte	 CBG Carbon Gloss	 CBN Carbon Matte													
 SRG Sugar Gloss	 SGM Sugar Matte	 CBG Carbon Gloss	 CBN Carbon Matte																
POWDER COAT - METALLICS	<table border="0"> <tr> <td> SIL Silver</td> <td> LD Lead</td> <td> BRZ Bronze</td> <td> FLI Flint</td> <td> MCA Mica</td> </tr> </table>	 SIL Silver	 LD Lead	 BRZ Bronze	 FLI Flint	 MCA Mica													
 SIL Silver	 LD Lead	 BRZ Bronze	 FLI Flint	 MCA Mica															
STAINLESS STEEL	<table border="0"> <tr> <td> PSS Polished Stainless Steel</td> <td> SSS Satin Stainless Steel</td> </tr> </table>	 PSS Polished Stainless Steel	 SSS Satin Stainless Steel																
 PSS Polished Stainless Steel	 SSS Satin Stainless Steel																		
Wood																			
ASH	<table border="0"> <tr> <td> ASH1 Shoji</td> <td> ASH2 Cinder</td> <td> ASH3 Storm</td> <td> ASH8 Natural</td> <td> ASH9 Coal</td> <td> ASH10 Driftwood</td> </tr> <tr> <td> ASH11 Burro</td> <td> ASH12 Char</td> <td> ASH13 Dune</td> <td> ASH14 Coral</td> <td> ASH15 Agave</td> <td> ASH16 Deep Sea</td> </tr> <tr> <td> ASH17 Vandenberg</td> <td></td> <td></td> <td></td> <td></td> <td></td> </tr> </table>	 ASH1 Shoji	 ASH2 Cinder	 ASH3 Storm	 ASH8 Natural	 ASH9 Coal	 ASH10 Driftwood	 ASH11 Burro	 ASH12 Char	 ASH13 Dune	 ASH14 Coral	 ASH15 Agave	 ASH16 Deep Sea	 ASH17 Vandenberg					
	 ASH1 Shoji	 ASH2 Cinder	 ASH3 Storm	 ASH8 Natural	 ASH9 Coal	 ASH10 Driftwood													
	 ASH11 Burro	 ASH12 Char	 ASH13 Dune	 ASH14 Coral	 ASH15 Agave	 ASH16 Deep Sea													
	 ASH17 Vandenberg																		
WALNUT	<table border="0"> <tr> <td> WAL1 Natural</td> <td> WAL2 Deep</td> </tr> </table>	 WAL1 Natural	 WAL2 Deep																
 WAL1 Natural	 WAL2 Deep																		

Notes

SEE FINISHES ONLINE

WOOD: <https://martinbrattrud.com/Wood>

METAL & PAINT: <https://martinbrattrud.com/Metal>

CORIAN®: <https://martinbrattrud.com/Corian®>

STONE: <https://martinbrattrud.com/Stone>