

KURVE

Martin
/ Bratrud

Pricelist

Effective 01/12/2026

DESIGNED BY ALAN DANDRON AND AVERY MIYASATO HANDY

A favorite with design studios and architectural firms, the Kurve Chair has the presence of sculpture and, at the same time, an inviting open seat shell that cradles the body and allows for countless shifts of position. This is a statement piece suited to lobbies, reception areas and private executive offices.



CHAIRS	2
TABLES	4
MATERIALS & FINISHES	9



480-01

Chair, High Back, Swivel

Single Upholstery	yds	sqft
	5.5	99

Outer Width		33"
Outer Depth		34"
Outer Height		39.5"
Seat Height		17"
Seat Depth		20.5"
Arm Height		24.5"
Width between Arms		24"
Carton Weight		90 lbs
Carton Volume		31 cu ft

COM	COL	MB LEATHER		GRADE-IN FABRICS								
		A	B	1	2	3	4	5	6	7	8	9
4526	4979	6283	6724	4878	4988	5098	5208	5318	5428	5538	5648	5758

BASE	Standard in Powder Coat Stainless Steel	add 270	GSA SIN NOC/CLM
			✓ SCS Certified Indoor Advantage Gold
FABRIC	Standard with Approved Fabric or Leather		See Materials & Finishes on page 9



480-04

Chair, Low Back, Swivel

Single Upholstery	yds	sqft
	5	90

Outer Width		30"
Outer Depth		30"
Outer Height		33"
Seat Height		17"
Seat Depth		20.5"
Arm Height		23.5"
Width between Arms		24"
Carton Weight		60 lbs
Carton Volume		21 cu ft

COM	COL	MB LEATHER		GRADE-IN FABRICS								
		A	B	1	2	3	4	5	6	7	8	9
4250	4675	5848	6248	4570	4670	4770	4870	4970	5070	5170	5270	5370

BASE	Standard in Powder Coat Stainless Steel	add 270	GSA SIN NOC/CLM
			✓ SCS Certified Indoor Advantage Gold
FABRIC	Standard with Approved Fabric or Leather		See Materials & Finishes on page 9

KURVE

Martin
/ Bratrud



480-03

Chair, High Winged Back, Swivel

Single Upholstery	yds	sqft
	5.75	104
.....		
Outer Width		33"
Outer Depth		34"
Outer Height		39.5"
Seat Height		17"
Seat Depth		20.5"
Arm Height		24.5"
Width between Arms		24"
Carton Weight		95 lbs
Carton Volume		31 cu ft

		MB LEATHER		GRADE-IN FABRICS									
COM	COL	A	B	1	2	3	4	5	6	7	8	9	
4765	5242	6602	7063	5133	5248	5363	5478	5593	5708	5823	5938	6053	
BASE		Standard in Powder Coat Stainless Steel						add 270		GSA SIN NOC/CLM			
FABRIC		Standard with Approved Fabric or Leather						✓ SCS Certified Indoor Advantage Gold					
		See Materials & Finishes on page 9											



Table, Round, Low

Outer Width	20"
Outer Depth	20"
Outer Height	16"

481-20CL

PLANK SOLID				
Ash	Walnut	Glass	Corian®	Stone
2417	2469	3607	3099	2831

TABLE TOP	Standard in Ash Veneer	GSA SIN 33721
-----------	------------------------	---------------

TABLE BASE	Standard in Powder Coat Stainless Steel	add 270	✓ SCS Certified Indoor Advantage Gold See Materials & Finishes on page 9
------------	--	----------------	---



Table, Round, High

Outer Width	20"
Outer Depth	20"
Outer Height	20"

481-20CH

PLANK SOLID				
Ash	Walnut	Glass	Corian®	Stone
2417	2658	3662	3154	2888

TABLE TOP	Standard in Ash Veneer	GSA SIN 33721
-----------	------------------------	---------------

TABLE BASE	Standard in Powder Coat Stainless Steel	add 270	✓ SCS Certified Indoor Advantage Gold See Materials & Finishes on page 9
------------	--	----------------	---



481-24CL

Table, Round, Low

Outer Width	24"
Outer Depth	24"
Outer Height	16"

PLANK SOLID				
Ash	Walnut	Glass	Corian®	Stone
2630	2885	4097	3281	3281

TABLE TOP Standard in Ash Veneer

GSA SIN 33721

TABLE BASE Standard in Powder Coat Stainless Steel add **270**

✓ SCS Certified Indoor Advantage Gold

See [Materials & Finishes](#) on page 9



481-24CH

Table, Round, High

Outer Width	24"
Outer Depth	24"
Outer Height	20"

PLANK SOLID				
Ash	Walnut	Glass	Corian®	Stone
2662	2915	4126	3307	3307

TABLE TOP Standard in Ash Veneer

GSA SIN 33721

TABLE BASE Standard in Powder Coat Stainless Steel add **270**

✓ SCS Certified Indoor Advantage Gold

See [Materials & Finishes](#) on page 9



Table, Square, Low

Outer Width	20"
Outer Depth	20"
Outer Height	16"

481-20SL

PLANK SOLID				
Ash	Walnut	Glass	Corian®	Stone
3596	3782	3945	4342	4371

TABLE TOP Standard in Ash Veneer

GSA SIN 33721

TABLE BASE Standard in Powder Coat Stainless Steel add 270

✓ SCS Certified Indoor Advantage Gold

See [Materials & Finishes](#) on page 9



Table, Square, High

Outer Width	20"
Outer Depth	20"
Outer Height	20"

481-20SH

PLANK SOLID				
Ash	Walnut	Glass	Corian®	Stone
2285	2468	3696	3079	3023

TABLE TOP Standard in Ash Veneer

GSA SIN 33721

TABLE BASE Standard in Powder Coat Stainless Steel add 270

✓ SCS Certified Indoor Advantage Gold

See [Materials & Finishes](#) on page 9



481-24SL

Table, Square, Low

Outer Width	24"
Outer Depth	24"
Outer Height	16"

PLANK SOLID				
Ash	Walnut	Glass	Corian®	Stone
2429	2685	4156	3116	3230

TABLE TOP Standard in Ash Veneer

GSA SIN 33721

TABLE BASE Standard in Powder Coat
Stainless Steel add **270**

✓ SCS Certified Indoor Advantage Gold

See [Materials & Finishes](#) on page 9



481-24SH

Table, Square, High

Outer Width	24"
Outer Depth	24"
Outer Height	20"

PLANK SOLID				
Ash	Walnut	Glass	Corian®	Stone
3937	4191	4283	4982	5016

TABLE TOP Standard in Ash Veneer

GSA SIN 33721

TABLE BASE Standard in Powder Coat
Stainless Steel add **270**

✓ SCS Certified Indoor Advantage Gold

See [Materials & Finishes](#) on page 9

Notes

Metal Base

Base Swivels in lounge chair styles
(Specify Martin Brattrud Finish)

Standard: Powder Coat

[View Powder Coat - Metallics](#)

[View Powder Coat - Neutrals](#)

[View Powder Coat - Color](#)

Custom Powder Coat Finish produced upon receipt of a customer supplied RAL# and fee of \$385 Net, with a minimum order of 10.

Premium: Polished Stainless Steel (**PSS**).

No Charge Option: Satin Stainless Steel (**SSS**).

[View Stainless Steel Standards](#)

Chair Upholstery

Fabric and leather require approval.

Table Top

(Specify Martin Brattrud Finish)

Standard: Solid Wood Ash

Premium: Solid Wood Walnut

[View Ash Wood Standard Finishes](#)

[View Walnut Wood Standard Finishes](#)

Custom Wood Finish produced upon receipt of a customer's approved sample match and fee of \$200 Net for each unique finish per order.




































Glass Standard: Sapphire Clear Sandblasted Bottom, .5" thick

Corian® Standard: Glacier White (**GW**), .5" thick

Corian® Premium: Concrete (**CNT**) or Carbon (**CCT**), .5" thick

Stone Standard: Black Granite (**BG**) or Carrara Marble (**CM**), .75" thick

Materials & Finishes

Metal	POWDER COAT - COLOR	 CLD Cloud	 CMT Cement	 MTL Gunmetal	 SEA Deep Sea	 VBG Vandenberg	 DNE Dune
		 CRL Coral	 AGV Agave	 CHR Churro			
	POWDER COAT - NEUTRALS	 SRG Sugar Gloss	 SGM Sugar Matte	 CBG Carbon Gloss	 CBN Carbon Matte		
	POWDER COAT - METALLICS	 SIL Silver	 LD Lead	 BRZ Bronze	 FLI Flint	 MCA Mica	
	STAINLESS STEEL	 PSS Polished Stainless Steel	 SSS Satin Stainless Steel				
Wood	ASH	 ASH1 Shoji	 ASH2 Cinder	 ASH3 Storm	 ASH8 Natural	 ASH9 Coal	 ASH10 Driftwood
		 ASH11 Burro	 ASH12 Char	 ASH13 Dune	 ASH14 Coral	 ASH15 Agave	 ASH16 Deep Sea
		 ASH17 Vandenberg					
	WALNUT	 WAL1 Natural	 WAL2 Deep				

Notes

SEE FINISHES ONLINE

WOOD: <https://martinbrattrud.com/Wood>

METAL & PAINT: <https://martinbrattrud.com/Metal>

CORIAN®: <https://martinbrattrud.com/Corian®>

STONE: <https://martinbrattrud.com/Stone>