

LAS ONDAS

Martin
/ Bratrud

Pricelist

Effective 01/11/2024

DESIGNED BY MARTIN BRATTRUD STUDIO

Plush channeled upholstery and a trim profile combine for the Las Ondas banquette. Choose the sculpted solid wood legs for a warm, floating visual or go built to the floor for a monolithic statement and less floor space to maintain. The seat can be channeled to match the back or plain. Also available in a back-to-back format.



BANQUETTES	2
COUNTER HEIGHT	8
BAR HEIGHT	11
BENCHES	14
TABLES	15
MATERIALS & FINISHES	19



745-50SH


Banquette, Solid Wood Legs, Channeled Back, Plain Seat

Single Upholstery		yds	sqft
		5.75	104
Multiple Upholstery	Back	4.75	86
	Seat	2.25	41

Outer Width	50"
Outer Depth	26.5"
Outer Height	36"
Seat Height	19.5"
Seat Depth	19.5"
Carton Weight	80 lbs
Carton Volume	32 cu ft

		MB LEATHER		GRADE-IN FABRICS								
COM	COL	A	B	1	2	3	4	5	6	7	8	9
4061	4467	5717	6131	4429	4544	4659	4774	4889	5004	5119	5234	5349

SOLID WOOD LEGS	Standard in Ash Walnut		add	229		GSA SIN NOC/CLM
						See Materials & Finishes on page 19



745-50BH

Banquette, Solid Wood Legs, Back to Back, Channeled Back, Plain Seat

Single Upholstery		yds	sqft
		8.25	149
Multiple Upholstery	Back	5.25	95
	Seat	4.25	77

Outer Width	50"
Outer Depth	51"
Outer Height	36"
Seat Height	19.5"
Seat Depth	19.5"
Carton Weight	180 lbs
Carton Volume	61 cu ft

		MB LEATHER		GRADE-IN FABRICS								
COM	COL	A	B	1	2	3	4	5	6	7	8	9
8136	8950	10512	11106	8664	8829	8994	9159	9324	9489	9654	9819	9984

SOLID WOOD LEGS	Standard in Ash Walnut		add	411		GSA SIN NOC/CLM
						See Materials & Finishes on page 19



746-50SH

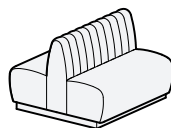
Banquette, Built to Floor on Plinth Base, Channeled Back, Plain Seat

Single Upholstery		yds	sqft
		6.5	117
.....			
Multiple Upholstery	Back	4.75	86
	Seat	2.75	50

Outer Width	50"
Outer Depth	26.5"
Outer Height	36"
Seat Height	19.5"
Seat Depth	19.5"
Carton Weight	120 lbs
Carton Volume	32 cu ft

COM	COL	MB LEATHER		GRADE-IN FABRICS								
		A	B	1	2	3	4	5	6	7	8	9
4001	4401	5873	6341	4417	4547	4677	4807	4937	5067	5197	5327	5457

PLINTH BASE	Standard in Laminate				GSA SIN NOC/CLM
	Ash	add	276		
	Walnut	add	307		See Materials & Finishes on page 19



746-50BH

Banquette, Built to Floor on Plinth Base, Back to Back, Channeled Back, Plain Seat

Single Upholstery		yds	sqft
		9	162
.....			
Multiple Upholstery	Back	5.25	95
	Seat	5.25	95

Outer Width	50"
Outer Depth	51"
Outer Height	36"
Seat Height	19.5"
Seat Depth	19.5"
Carton Weight	220 lbs
Carton Volume	61 cu ft

COM	COL	MB LEATHER		GRADE-IN FABRICS								
		A	B	1	2	3	4	5	6	7	8	9
7938	8732	10530	11178	8514	8694	8874	9054	9234	9414	9594	9774	9954

PLINTH BASE	Standard in Laminate				GSA SIN NOC/CLM
	Ash	add	510		
	Walnut	add	552		See Materials & Finishes on page 19



745-50SP

Banquette, Solid Wood Legs, Plain Back and Seat

Single Upholstery		yds	sqft
		5.5	99

Multiple Upholstery	Back	3.75	68
	Seat	2.25	41

Outer Width	50"
Outer Depth	26.5"
Outer Height	36"
Seat Height	19.5"
Seat Depth	19.5"
Carton Weight	80 lbs
Carton Volume	32 cu ft

COM	COL	MB LEATHER		GRADE-IN FABRICS								
		A	B	1	2	3	4	5	6	7	8	9
3794	4173	5378	5774	4146	4256	4366	4476	4586	4696	4806	4916	5026

SOLID WOOD LEGS	Standard in Ash Walnut	add	229	GSA SIN NOC/CLM
-----------------	------------------------	-----	------------	-----------------

See [Materials & Finishes](#) on page 19



745-50BP

Banquette, Solid Wood Legs, Back to Back, Plain Back and Seat

Single Upholstery		yds	sqft
		7.25	131

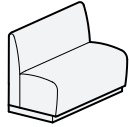
Multiple Upholstery	Back	3.75	68
	Seat	4.25	77

Outer Width	50"
Outer Depth	51"
Outer Height	36"
Seat Height	19.5"
Seat Depth	19.5"
Carton Weight	180 lbs
Carton Volume	61 cu ft

COM	COL	MB LEATHER		GRADE-IN FABRICS								
		A	B	1	2	3	4	5	6	7	8	9
7516	8268	9604	10126	7980	8125	8270	8415	8560	8705	8850	8995	9140

SOLID WOOD LEGS	Standard in Ash Walnut	add	411	GSA SIN NOC/CLM
-----------------	------------------------	-----	------------	-----------------

See [Materials & Finishes](#) on page 19



746-50SP

Banquette, Built to Floor on Plinth Base, Plain Back and Seat

Single Upholstery		yds	sqft
		6.25	113

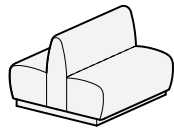
Multiple Upholstery	Back	3.75	68
	Seat	2.75	50

Outer Width	50"
Outer Depth	26.5"
Outer Height	36"
Seat Height	19.5"
Seat Depth	19.5"
Carton Weight	120 lbs
Carton Volume	61 cu ft

COM	COL	MB LEATHER		GRADE-IN FABRICS								
		A	B	1	2	3	4	5	6	7	8	9
3793	4172	5593	6043	4193	4318	4443	4568	4693	4818	4943	5068	5193

PLINTH BASE	Standard in Laminate		
	Ash	add	276
	Walnut	add	307

GSA SIN NOC/CLM
See [Materials & Finishes](#) on page 19



746-50BP

Banquette, Built to Floor on Plinth Base, Back to Back, Plain Back and Seat

Single Upholstery		yds	sqft
		8	144

Multiple Upholstery	Back	5.25	95
	Seat	5.25	95

Outer Width	50"
Outer Depth	51"
Outer Height	36"
Seat Height	19.5"
Seat Depth	19.5"
Carton Weight	220 lbs
Carton Volume	61 cu ft

COM	COL	MB LEATHER		GRADE-IN FABRICS								
		A	B	1	2	3	4	5	6	7	8	9
7559	8315	9863	10439	8071	8231	8391	8551	8711	8871	9031	9191	9351

PLINTH BASE	Standard in Laminate		
	Ash	add	510
	Walnut	add	552

GSA SIN NOC/CLM
See [Materials & Finishes](#) on page 19



745-50SC

Banquette, Solid Wood Legs, Channeled Back and Seat

Single Upholstery		yds	sqft
		6.25	113

Multiple Upholstery	Back	4.75	86
	Seat	3	54

Outer Width	50"
Outer Depth	26.5"
Outer Height	36"
Seat Height	19.5"
Seat Depth	19.5"
Carton Weight	80 lbs
Carton Volume	32 cu ft

COM	COL	MB LEATHER		GRADE-IN FABRICS								
		A	B	1	2	3	4	5	6	7	8	9
4535	4989	6335	6785	4935	5060	5185	5310	5435	5560	5685	5810	5935

SOLID WOOD LEGS	Standard in Ash Walnut	add	229	GSA SIN NOC/CLM
				See Materials & Finishes on page 19



745-50BC

Banquette, Solid Wood Legs, Back to Back, Channeled Back and Seat

Single Upholstery		yds	sqft
		9.25	167

Multiple Upholstery	Back	5.25	95
	Seat	5.75	104

Outer Width	50"
Outer Depth	51"
Outer Height	36"
Seat Height	19.5"
Seat Depth	19.5"
Carton Weight	180 lbs
Carton Volume	61 cu ft

COM	COL	MB LEATHER		GRADE-IN FABRICS								
		A	B	1	2	3	4	5	6	7	8	9
9038	9942	11702	12368	9630	9815	10000	10185	10370	10555	10740	10925	11110

SOLID WOOD LEGS	Standard in Ash Walnut	add	411	GSA SIN NOC/CLM
				See Materials & Finishes on page 19



746-50SC

Banquette, Built to Floor on Plinth Base, Channeled Back and Seat

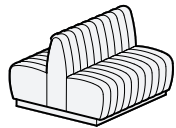
Single Upholstery		yds	sqft
		7.25	131

Multiple Upholstery	Back	4.75	86
	Seat	3.5	63

Outer Width	50"
Outer Depth	26.5"
Outer Height	36"
Seat Height	19.5"
Seat Depth	19.5"
Carton Weight	120 lbs
Carton Volume	32 cu ft

COM	COL	MB LEATHER		GRADE-IN FABRICS								
		A	B	1	2	3	4	5	6	7	8	9
4508	4959	6596	7118	4972	5117	5262	5407	5552	5697	5842	5987	6132

PLINTH BASE	Standard in Laminate			GSA SIN NOC/CLM
	Ash		add 276	
	Walnut		add 307	See Materials & Finishes on page 19



746-50BC

Banquette, Built to Floor on Plinth Base, Back to Back, Channeled Back and Seat

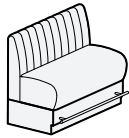
Single Upholstery		yds	sqft
		10	180

Multiple Upholstery	Back	5.25	95
	Seat	6.5	117

Outer Width	50"
Outer Depth	51"
Outer Height	36"
Seat Height	19.5"
Seat Depth	19.5"
Carton Weight	220 lbs
Carton Volume	61 cu ft

COM	COL	MB LEATHER		GRADE-IN FABRICS								
		A	B	1	2	3	4	5	6	7	8	9
8996	9896	11876	12596	9636	9836	10036	10236	10436	10636	10836	11036	11236

PLINTH BASE	Standard in Laminate			GSA SIN NOC/CLM
	Ash		add 510	
	Walnut		add 552	See Materials & Finishes on page 19



748-50SH

Counter Height, Built to Floor on Plinth Base, Channeled Back, Plain Seat, Metal Foot Rail

Single Upholstery		yds	sqft
		8	144

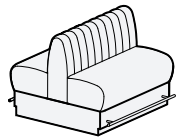
Multiple Upholstery	Back	5.25	95
	Seat	3.5	63

Outer Width	50"
Outer Depth	26.5"
Outer Height	40"
Seat Height	24"
Seat Depth	19.5"

COM	COL	MB LEATHER		GRADE-IN FABRICS								
		A	B	1	2	3	4	5	6	7	8	9
5751	6326	8055	8631	6263	6423	6583	6743	6903	7063	7223	7383	7543

RAISED BASE AND PLINTH	Standard in Laminate												GSA SIN NOC/CLM
	Ash							add	323				See Materials & Finishes on page 19
	Walnut							add	364				

FOOT RAIL Standard in Powder Coat



748-50BH

Counter Height, Back to Back, Built to Floor on Plinth Base, Channeled Back, Plain Seat, Metal Foot Rail

Single Upholstery		yds	sqft
		11.96	215

Multiple Upholstery	Back	5.25	95
	Seat	7	126

Outer Width	50"
Outer Depth	51"
Outer Height	40"
Seat Height	24"
Seat Depth	19.5"

COM	COL	MB LEATHER		GRADE-IN FABRICS								
		A	B	1	2	3	4	5	6	7	8	9
11673	12840	15117	15979	12438	12678	12917	13156	13395	13634	13874	14113	14352

RAISED BASE AND PLINTH	Standard in Laminate													GSA SIN NOC/CLM
	Ash							add	562				See Materials & Finishes on page 19	
	Walnut							add	604					

FOOT RAIL Standard in Powder Coat



748-50SP

Counter Height, Built to Floor on Plinth Base, Plain Back, Plain Seat, Metal Foot Rail

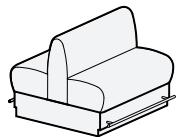
Single Upholstery		yds	sqft
		7.5	135
.....			
Multiple Upholstery	Back	4.5	81
	Seat	3	54

Outer Width	50"
Outer Depth	26.5"
Outer Height	40"
Seat Height	24"
Seat Depth	19.5"

COM	COL	MB LEATHER		GRADE-IN FABRICS								
		A	B	1	2	3	4	5	6	7	8	9
5543	6097	7703	8243	6023	6173	6323	6473	6623	6773	6923	7073	7223

RAISED BASE AND PLINTH	Standard in Laminate												GSA SIN NOC/CLM
	Ash							add	323				See Materials & Finishes on page 19
	Walnut							add	364				

FOOT RAIL Standard in Powder Coat



748-50BP

Counter Height, Back to Back, Built to Floor on Plinth Base, Plain Back, Plain Seat, Metal Foot Rail

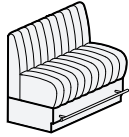
Single Upholstery		yds	sqft
		10.25	185
.....			
Multiple Upholstery	Back	4.5	81
	Seat	6	108

Outer Width	50"
Outer Depth	51"
Outer Height	40"
Seat Height	24"
Seat Depth	19.5"

COM	COL	MB LEATHER		GRADE-IN FABRICS								
		A	B	1	2	3	4	5	6	7	8	9
11232	12355	14184	14922	11888	12093	12298	12503	12708	12913	13118	13323	13528

RAISED BASE AND PLINTH	Standard in Laminate												GSA SIN NOC/CLM
	Ash							add	562				See Materials & Finishes on page 19
	Walnut							add	604				

FOOT RAIL Standard in Powder Coat



748-50SC

Counter Height, Built to Floor on Plinth Base, Channeled Back, Channeled Seat, Metal Foot Rail

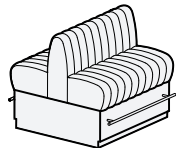
Single Upholstery		yds	sqft
		9	162
.....			
Multiple Upholstery	Back	5.25	95
	Seat	4	72

Outer Width	50"
Outer Depth	26.5"
Outer Height	40"
Seat Height	24"
Seat Depth	19.5"

COM	COL	MB LEATHER		GRADE-IN FABRICS								
		A	B	1	2	3	4	5	6	7	8	9
6257	6883	8849	9497	6833	7013	7193	7373	7553	7733	7913	8093	8273

RAISED BASE AND PLINTH	Standard in Laminate												GSA SIN NOC/CLM
	Ash							add	323				See Materials & Finishes on page 19
	Walnut							add	364				

FOOT RAIL Standard in Powder Coat



748-50BC

Counter Height, Back to Back, Built to Floor on Plinth Base, Channeled Back, Channeled Seat, Metal Foot Rail

Single Upholstery		yds	sqft
		13	234
.....			
Multiple Upholstery	Back	5.25	95
	Seat	8	144

Outer Width	50.1"
Outer Depth	51"
Outer Height	40"
Seat Height	24"
Seat Depth	19.5"

COM	COL	MB LEATHER		GRADE-IN FABRICS								
		A	B	1	2	3	4	5	6	7	8	9
12671	13938	16415	17351	13503	13763	14023	14283	14543	14803	15063	15323	15583

RAISED BASE AND PLINTH	Standard in Laminate												GSA SIN NOC/CLM
	Ash							add	562				See Materials & Finishes on page 19
	Walnut							add	604				

FOOT RAIL Standard in Powder Coat



750-50SH

Bar Height, Built to Floor on Plinth Base, Channeled Back, Plain Seat, Metal Foot Rail

Single Upholstery		yds	sqft
		8	144

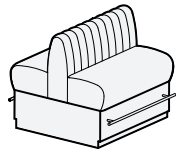
Multiple Upholstery	Back	5.25	95
	Seat	3.5	63

Outer Width	50"
Outer Depth	26.5"
Outer Height	46.5"
Seat Height	30"
Seat Depth	19.5"

COM	COL	MB LEATHER		GRADE-IN FABRICS								
		A	B	1	2	3	4	5	6	7	8	9
5838	6422	8142	8718	6350	6510	6670	6830	6990	7150	7310	7470	7630

RAISED BASE AND PLINTH	Standard in Laminate												GSA SIN NOC/CLM
	Ash						add	354					See Materials & Finishes on page 19
	Walnut						add	396					

FOOT RAIL Standard in Powder Coat



750-50BH

Bar Height, Back to Back, Built to Floor on Plinth Base, Channeled Back, Plain Seat, Metal Foot Rail

Single Upholstery		yds	sqft
		12	216

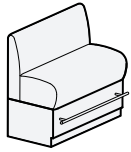
Multiple Upholstery	Back	5.25	95
	Seat	7	126

Outer Width	50"
Outer Depth	51"
Outer Height	46.5"
Seat Height	30"
Seat Depth	19.5"

COM	COL	MB LEATHER		GRADE-IN FABRICS								
		A	B	1	2	3	4	5	6	7	8	9
11761	12937	15217	16081	12529	12769	13009	13249	13489	13729	13969	14209	14449

RAISED BASE AND PLINTH	Standard in Laminate												GSA SIN NOC/CLM
	Ash						add	562					See Materials & Finishes on page 19
	Walnut						add	604					

FOOT RAIL Standard in Powder Coat



750-50SP

Bar Height, Built to Floor on Plinth Base, Plain Back, Plain Seat, Metal Foot Rail

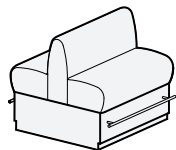
Single Upholstery		yds	sqft
		7.5	135
.....			
Multiple Upholstery	Back	4.5	81
	Seat	3	54

Outer Width	50"
Outer Depth	26.5"
Outer Height	46.5"
Seat Height	30"
Seat Depth	19.5"

COM	COL	MB LEATHER		GRADE-IN FABRICS								
		A	B	1	2	3	4	5	6	7	8	9
5630	6193	7790	8330	6110	6260	6410	6560	6710	6860	7010	7160	7310

RAISED BASE AND PLINTH	Standard in Laminate												GSA SIN NOC/CLM
	Ash						add	593					See Materials & Finishes on page 19
	Walnut						add	635					

FOOT RAIL Standard in Powder Coat



750-50BP

Bar Height, Back to Back, Built to Floor on Plinth Base, Plain Back, Plain Seat, Metal Foot Rail

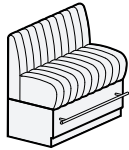
Single Upholstery		yds	sqft
		10.25	185
.....			
Multiple Upholstery	Back	4.5	81
	Seat	6	108

Outer Width	50"
Outer Depth	51"
Outer Height	46.5"
Seat Height	30"
Seat Depth	19.5"

COM	COL	MB LEATHER		GRADE-IN FABRICS								
		A	B	1	2	3	4	5	6	7	8	9
11320	12452	14272	15010	11976	12181	12386	12591	12796	13001	13206	13411	13616

RAISED BASE AND PLINTH	Standard in Laminate												GSA SIN NOC/CLM
	Ash						add	593					See Materials & Finishes on page 19
	Walnut						add	635					

FOOT RAIL Standard in Powder Coat



750-50SC

Bar Height, Built to Floor on Plinth Base, Channeled Back, Channeled Seat, Metal Foot Rail

Single Upholstery		yds	sqft
		9	162

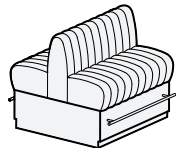
Multiple Upholstery	Back	5.25	95
	Seat	4	72

Outer Width	50"
Outer Depth	26.5"
Outer Height	46.5"
Seat Height	30"
Seat Depth	19.5"

COM	COL	MB LEATHER		GRADE-IN FABRICS								
		A	B	1	2	3	4	5	6	7	8	9
6344	6978	8936	9584	6920	7100	7280	7460	7640	7820	8000	8180	8360

RAISED BASE AND PLINTH	Standard in Laminate												GSA SIN NOC/CLM
	Ash						add	354					See Materials & Finishes on page 19
	Walnut						add	396					

FOOT RAIL Standard in Powder Coat



750-50BC

Bar Height, Back to Back, Built to Floor on Plinth Base, Channeled Back, Channeled Seat, Metal Foot Rail

Single Upholstery		yds	sqft
		13	234

Multiple Upholstery	Back	5.25	95
	Seat	8	144

Outer Width	50.1"
Outer Depth	51"
Outer Height	46.5"
Seat Height	30"
Seat Depth	19.5"

COM	COL	MB LEATHER		GRADE-IN FABRICS								
		A	B	1	2	3	4	5	6	7	8	9
12758	14034	16502	17438	13590	13850	14110	14370	14630	14890	15150	15410	15670

RAISED BASE AND PLINTH	Standard in Laminate												GSA SIN NOC/CLM
	Ash						add	593					See Materials & Finishes on page 19
	Walnut						add	635					

FOOT RAIL Standard in Powder Coat



745-50SCB

Bench, Solid Wood Legs, Channeled Seat

Single Upholstery	yds	sqft
	3	54
.....		
Outer Width		50"
Outer Depth		23"
Outer Height		19.5"

COM	COL	MB LEATHER		GRADE-IN FABRICS									
		A	B	1	2	3	4	5	6	7	8	9	
3077	3385	3941	4157	3269	3329	3389	3449	3509	3569	3629	3689	3749	
SOLID WOOD LEGS		Standard in Ash Walnut						add	229	See Materials & Finishes on page 19			



745-50SPB

Bench, Solid Wood Legs, Plain Seat

Single Upholstery	yds	sqft
	2	36
.....		
Outer Width		50"
Outer Depth		23"
Outer Height		19.5"

COM	COL	MB LEATHER		GRADE-IN FABRICS									
		A	B	1	2	3	4	5	6	7	8	9	
2726	2999	3302	3446	2854	2894	2934	2974	3014	3054	3094	3134	3174	
SOLID WOOD LEGS		Standard in Ash Walnut						add	229	See Materials & Finishes on page 19			



747-16SH

Table,

Outer Width	16"
Outer Depth	16"
Outer Height	20"

PLANK SOLID		
Ash	Walnut	Corian®
1536	1887	1648

TABLE TOP	Corian® Standard in Glacier White Corian® in Carbon or Concrete	add 208
-----------	--	---------

Square, High

See [Materials & Finishes](#) on page 19

SOLID WOOD BASE	Standard in Ash Plank
--------------------	-----------------------



747-21CH

Table,

Outer Width	21"
Outer Depth	21"
Outer Height	20"

PLANK SOLID		
Ash	Walnut	Corian®
1595	1962	1700

TABLE TOP	Corian® Standard in Glacier White Corian® in Carbon or Concrete	add 240
-----------	--	---------

Round, High

See [Materials & Finishes](#) on page 19

SOLID WOOD BASE	Standard in Ash Plank
--------------------	-----------------------



Table, Square, Mid

Outer Width	23"
Outer Depth	23"
Outer Height	17.5"

747-23SM

PLANK SOLID		
Ash	Walnut	Corian®
1773	2235	1970

TABLE TOP	Corian® Standard in Glacier White		
	Corian® in Carbon or Concrete	add	245

See [Materials & Finishes](#) on page 19

SOLID WOOD BASE	Standard in Ash Plank
-----------------	-----------------------



Table, Square, Low

Outer Width	27"
Outer Depth	27"
Outer Height	15"

747-27SL

PLANK SOLID		
Ash	Walnut	Corian®
2077	2673	2342

TABLE TOP	Corian® Standard in Glacier White		
	Corian® in Carbon or Concrete	add	432

See [Materials & Finishes](#) on page 19

SOLID WOOD BASE	Standard in Ash Plank
-----------------	-----------------------



747-30CM

Table, Round, Mid

Outer Width	30"
Outer Depth	30"
Outer Height	17.5"

PLANK SOLID		
Ash	Walnut	Corian®
1912	2453	2104

TABLE TOP	Corian® Standard in Glacier White		
	Corian® in Carbon or Concrete	add	432

See [Materials & Finishes](#) on page 19

SOLID WOOD BASE	Standard in Ash Plank
-----------------	-----------------------



747-36CL

Table, Round, Low

Outer Width	36"
Outer Depth	36"
Outer Height	15"

PLANK SOLID		
Ash	Walnut	Corian®
2464	3337	2556

TABLE TOP	Corian® Standard in Glacier White		
	Corian® in Carbon or Concrete	add	604

See [Materials & Finishes](#) on page 19

SOLID WOOD BASE	Standard in Ash Plank
-----------------	-----------------------

Notes

Bases

(Specify Martin Brattrud Finish)

Solid Wood Legs for seating and tables

Standard: Solid Ash

Premium: Solid Walnut

[View Ash Wood Standard Finishes](#)

[View Walnut Wood Standard Finishes](#)

3" H Plinth Base

Standard: Faced in Black Laminate

Available in Ash or Walnut Veneer, or White laminate.

4" H Plinth Base as standard for Bar Height.

Custom Wood Finish produced upon receipt of a customer's approved sample match and fee of \$200 Net for each unique finish per order.

(Specify Martin Brattrud finish)

Foot Rail

(Specify Martin Brattrud Finish)

Metal in powder coat finish.

Specify Martin Brattrud color:

[View Powder Coat - Metallics](#)

[View Powder Coat - Neutrals](#)

[View Powder Coat - Color](#)

Custom Powder Coat Finish produced upon receipt of a customer supplied RAL# and fee of \$385 Net, with a minimum order of 10.

Upholstery

Available in 5" W channels back with plain seat or entirely plain or entirely channeled.

Table Tops

(Martin Brattrud Finish is same as Wood Legs Base)







































Wood Standard: Solid Ash

Wood Premium: Solid Walnut

Solid Surface Standard: Corian®: Glacier White (**GW**)

Solid Surface Premium: Concrete (**CNT**) or Carbon (**CCT**)

Materials & Finishes

Metal	POWDER COAT - COLOR	 CLD Cloud	 CMT Cement	 MTL Gunmetal	 SEA Deep Sea	 VBG Vandenberg	 DNE Dune
		 CRL Coral	 AGV Agave	 CHR Churro			
	POWDER COAT - NEUTRALS	 SRG Sugar Gloss	 SGM Sugar Matte	 CBG Carbon Gloss	 CBN Carbon Matte		
	POWDER COAT - METALLICS	 SIL Silver	 LD Lead	 BRZ Bronze	 FLI Flint	 MCA Mica	
Wood	ASH	 ASH1 Shoji	 ASH2 Cinder	 ASH3 Storm	 ASH8 Natural	 ASH9 Coal	 ASH10 Driftwood
		 ASH11 Burro	 ASH12 Char	 ASH13 Dune	 ASH14 Coral	 ASH15 Agave	 ASH16 Deep Sea
		 ASH17 Vandenberg					
	WALNUT	 WAL1 Natural	 WAL2 Deep				
Corian®	CORIAN®	 GW Glacier White	 CNT Concrete	 CCT Carbon			
Other	LAMINATE	 LMWM White Matte	 LMBM Black Matte				

Notes

SEE FINISHES ONLINE

WOOD: <https://martinbrattrud.com/Wood>

METAL & PAINT: <https://martinbrattrud.com/Metal>

CORIAN®: <https://martinbrattrud.com/Corian®>

STONE: <https://martinbrattrud.com/Stone>