













Martin Bratrud Inc.

Style		MB Leather Grade			Fabric Grades			MB Masquerade		MB Indulgence			Fabric Yardage	Sq. Ft. Leather	Dimensions					
		COM	COL	A	B	C	1	2	3	4	5	6			7	8	9	OW	SH	
Links 290-01	Chairs	2465	2712	4424	4702	4985	2899	3039	3179	3305	3445	3585	3725	3865	4005	7	126	OW	36.5	
	Full Narrow Arms																	OD	34	
Standard with attached seat and back cushions • Available with loose back cushions																			OH	30.5
Standard in Rift Cut White oak with leveling glides • Available in all standard Martin Bratrud finishes • Available in Metal P-Lam (MPL). <i>Contact factory for more information.</i>																			SH	16.5
																			AH	24.5
																			SD	22
																			WBA	31.5
												Cartoned Wt. (lbs.)	96							
GSA SIN 711-16												Cartoned Vol. (cu.ft.)	27							
Links 290-04	Chairs	2279	2507	4028	4276	4529	2667	2792	2917	3029	3154	3279	3404	3529	3654	6.25	112.5	OW	34	
	LAF Narrow Full Arm																	OD	34	
Standard with attached seat and back cushions • Available with loose back cushions																			OH	30.5
Standard in Rift Cut White oak with leveling glides • Available in all standard Martin Bratrud finishes • Available in Metal P-Lam (MPL). <i>Contact factory for more information.</i>																			SH	16.5
																			AH	24.5
																			SD	22
Available with RAF Narrow Full Arm (290-03), add \$2																				
												Cartoned Wt. (lbs.)	83							
GSA SIN 711-16												Cartoned Vol. (cu.ft.)	27							
Links 290-05	Chairs	2096	2306	3565	3773	3986	2422	2527	2632	2726	2831	2936	3041	3146	3251	5.25	94.5	OW	31.5	
	Armless																	OD	34	
Standard with attached seat and back cushions • Available with loose back cushions																			OH	30.5
Standard in Rift Cut White oak with leveling glides • Available in all standard Martin Bratrud finishes • Available in Metal P-Lam (MPL). <i>Contact factory for more information.</i>																			SH	16.5
																			SD	22
												Cartoned Wt. (lbs.)	78							
GSA SIN 711-16												Cartoned Vol. (cu.ft.)	27							
Links 290-06	Chairs	2624	2886	4653	4940	5234	3074	3219	3364	3494	3639	3784	3929	4074	4219	7.25	130.5	OW	34	
	Corner																	OD	34	
Standard with attached seat and back cushions • Available with loose back cushions																			OH	30.5
Standard in Rift Cut White oak with leveling glides • Available in all standard Martin Bratrud finishes • Available in Metal P-Lam (MPL). <i>Contact factory for more information.</i>																			SH	16.5
																			SD	22
												Cartoned Wt. (lbs.)	98							
GSA SIN 711-16												Cartoned Vol. (cu.ft.)	27							
Links 290-07	Chairs	2411	2652	4160	4408	4661	2799	2924	3049	3161	3286	3411	3536	3661	3786	6.25	112.5	OW	36.5	
	1/2 Narrow Arms																	OD	34	
Standard with attached seat and back cushions • Available with loose back cushions																			OH	30.5
Standard in Rift Cut White oak with leveling glides • Available in all standard Martin Bratrud finishes • Available in Metal P-Lam (MPL). <i>Contact factory for more information.</i>																			SH	16.5
																			AH	24.5
																			SD	22
																			WBA	31.5
												Cartoned Wt. (lbs.)	88							
GSA SIN 711-16												Cartoned Vol. (cu.ft.)	27							








Martin Bratrud Inc.

Style		MB Leather Grade			Fabric Grades			MB Masquerade		MB Indulgence		Fabric Yardage	Sq. Ft. Leather	Dimensions					
		COM	COL	A	B	C	1	2	3	4	5			6	7	8	9	OW	OD
Links 290-09	Chairs	2254	2479	3933	4171	4414	2626	2746	2866	2974	3094	3214	3334	3454	3574	6	108	OW	34
	LAF Narrow 1/2 Arm	Standard with attached seat and back cushions • Available with loose back cushions															OH	30.5	
Standard in Rift Cut White oak with leveling glides • Available in all standard Martin Bratrud finishes • Available in Metal P-Lam (MPL). Contact factory for more information.																	SH	16.5	
Available with RAF Narrow 1/2 Arm (290-08), add \$2																	AH	24.5	
Available with RAF Narrow 1/2 Arm (290-08), add \$2																	SD	22	
												Cartoned Wt. (lbs.)	79						
GSA SIN 711-16												Cartoned Vol. (cu.ft.)	27						
Links 290-11	Chairs	2383	2621	4132	4380	4633	2771	2896	3021	3133	3258	3383	3508	3633	3758	6.25	112.5	OW	40.5
	LAF Wide Arm	Standard with attached seat and back cushions • Available with loose back cushions															OH	30.5	
Standard in Rift Cut White oak with leveling glides • Available in all standard Martin Bratrud finishes • Available in Metal P-Lam (MPL). Contact factory for more information.																	SH	16.5	
Available with RAF Wide Arm (290-10), add \$1																	AH	24.5	
Available with RAF Wide Arm (290-10), add \$1																	SD	22	
												Cartoned Wt. (lbs.)	107						
GSA SIN 711-16												Cartoned Vol. (cu.ft.)	31						
Links 290-48	Sofas	3063	3369	5022	5300	5583	3497	3637	3777	3903	4043	4183	4323	4463	4603	7	126	OW	48.5
	Armless	Standard with attached seat and back cushions • Available with loose back cushions															OH	30.5	
Standard in Rift Cut White oak with leveling glides • Available in all standard Martin Bratrud finishes • Available in Metal P-Lam (MPL). Contact factory for more information.																	SH	16.5	
Available with RAF Wide Arm (290-10), add \$1																	SD	22	
												Cartoned Wt. (lbs.)	130						
GSA SIN 711-16												Cartoned Vol. (cu.ft.)	40						
Links 290-53	Sofas	3431	3774	5950	6307	6671	3989	4169	4349	4511	4691	4871	5051	5231	5411	9	162	OW	53.5
	Full Narrow Arms	Standard in Rift Cut White oak with leveling glides • Available in all standard Martin Bratrud finishes • Available in Metal P-Lam (MPL). Contact factory for more information.															OH	30.5	
Standard with attached seat and back cushions • Available with loose back cushions																	SH	16.5	
Available with RAF Wide Arm (290-10), add \$1																	AH	24.5	
Available with RAF Wide Arm (290-10), add \$1																	SD	22	
Available with RAF Wide Arm (290-10), add \$1																	WBA	48.5	
												Cartoned Wt. (lbs.)	156						
GSA SIN 711-16												Cartoned Vol. (cu.ft.)	40						





Martin Bratrud Inc.

Style	COM	COL	MB Leather Grade			Fabric Grades			MB Masquerade		MB Indulgence			Fabric Yardage	Sq. Ft. Leather	Dimensions			
			A	B	C	1	2	3	4	5	6	7	8			9	OW	SH	
Links 290-52	Sofas	3220	3542	5459	5776	6100	3716	3876	4036	4180	4340	4500	4660	4820	4980	8	144	OW	51
	LAF Narrow 1/2 Arm															OD	34		
<p>Standard with attached seat and back cushions</p> <ul style="list-style-type: none"> Available with loose back cushions  <p>Standard in Rift Cut White oak with leveling glides</p> <ul style="list-style-type: none"> Available in all standard Martin Bratrud finishes Available in Metal P-Lam (MPL). Contact factory for more information. <p>Available with RAF Narrow 1/2 Arm (290-52), add \$1</p>																			
														Cartoned Wt. (lbs.)	139				
														Cartoned Vol. (cu.ft.)	39				
GSA SIN 711-16																			
Links 290-55	Sofas	3248	3573	5487	5804	6128	3744	3904	4064	4208	4368	4528	4688	4848	5008	8	144	OW	51
	LAF Narrow Full Arm															OD	34		
<p>Standard with attached seat and back cushions</p> <ul style="list-style-type: none"> Available with loose back cushions  <p>Standard in Rift Cut White oak with leveling glides</p> <ul style="list-style-type: none"> Available in all standard Martin Bratrud finishes Available in Metal P-Lam (MPL). Contact factory for more information. <p>Available with RAF Narrow 1/2 Arm (290-54), add \$1</p>																			
														Cartoned Wt. (lbs.)	143				
														Cartoned Vol. (cu.ft.)	40				
GSA SIN 711-16																			
Links 290-58	Sofas	3353	3688	5732	6069	6413	3880	4050	4220	4373	4543	4713	4883	5053	5223	8.5	153	OW	57.5
	LAF Wide Full Arm															OD	34		
<p>Standard with attached seat and back cushions</p> <ul style="list-style-type: none"> Available with loose back cushions  <p>Standard in Rift Cut White oak with leveling glides</p> <ul style="list-style-type: none"> Available in all standard Martin Bratrud finishes Available in Metal P-Lam (MPL). Contact factory for more information. <p>Available with RAF Narrow 1/2 Arm (290-57), add \$1</p>																			
														Cartoned Wt. (lbs.)	167				
														Cartoned Vol. (cu.ft.)	42				
GSA SIN 711-16																			





Martin Bratrud Inc.

Style		Wood	Glass	Solid	Stone		Dimensions
		Surface					
Links	Tables	3182	3572	3282	3583		OW 18
291-18	Rectangle						OD 22
	LAF Fin	Legs available in Hand Rubbed Black (BS) or Charcoal (CS)					OH 21
							
						Cartoned Wt. (lbs.)	95
GSA SIN 711-16						Cartoned Vol. (cu.ft.)	7
Links	Tables	3183	3573	3287	3584		OW 18
291-19	Rectangle						OD 22
	RAF Fin	Legs available in Hand Rubbed Black (BS) or Charcoal (CS)					OH 21
							
						Cartoned Wt. (lbs.)	95
GSA SIN 711-16						Cartoned Vol. (cu.ft.)	7
Links	Tables	3368	n/a	n/a	n/a		OW 22
291-22	Low						OD 34
	Rectangle	Legs available in Hand Rubbed Black (BS) or Charcoal (CS)					OH 16
							
						Cartoned Wt. (lbs.)	175
GSA SIN 711-16						Cartoned Vol. (cu.ft.)	9
Links	Coffee Tables	4429	6082	5319	6114		OW 22
292-22	Rectangle						OD 47.5
	Low	Legs available in Hand Rubbed Black (BS) or Charcoal (CS)					OH 16
							
						Cartoned Wt. (lbs.)	190
GSA SIN 711-16						Cartoned Vol. (cu.ft.)	14
Martin Bratrud Inc.							
Style		Wood	Glass	Solid	Stone		Dimensions
		Surface					
Links	Coffee Tables	4960	6470	5692	6519		OW 31.5
292-31	Square						OD 31.5
	Small	Legs available in Hand Rubbed Black (BS) or Charcoal (CS)					OH 16
	Low						
						Cartoned Wt. (lbs.)	260
GSA SIN 711-16						Cartoned Vol. (cu.ft.)	12
Links	Coffee Tables	7141	10708	8476	11032		OW 47.5
292-48	Square						OD 47.5
	Large	Legs available in Hand Rubbed Black (BS) or Charcoal (CS)					OH 16
	Low						
						Cartoned Wt. (lbs.)	425
GSA SIN 711-16						Cartoned Vol. (cu.ft.)	29
Links	Console	5425	6080	5979	6117		OW 34
293-34H	Rectangle						OD 14.5
	LAF Fin	Legs available in Hand Rubbed Black (BS) or Charcoal (CS)					OH 29.5
	Wide Opening						
	High					Cartoned Wt. (lbs.)	150
GSA SIN 711-16						Cartoned Vol. (cu.ft.)	12




Martin Bratrud Inc.

Style	Wood	Glass	Solid	Stone		Dimensions
	Surface					
Links	Console	5127	5960	5679	5815	
293-34L	Rectangle	Legs available in Hand Rubbed Black (BS) or Charcoal (CS)				
	LAF Fin					
	Wide Opening					
	Low					
						
						Cartoned Wt. (lbs.) 140
GSA SIN 711-16						Cartoned Vol. (cu.ft.) 9
Links	Console	5427	6081	5869	6118	
293-35H	Rectangle	Legs available in Hand Rubbed Black (BS) or Charcoal (CS)				
	RAF Fin					
	Wide Opening					
	High					
						
						Cartoned Wt. (lbs.) 150
GSA SIN 711-16						Cartoned Vol. (cu.ft.) 12
Links	Console	5128	5961	5683	5816	
293-35L	Rectangle	Legs available in Hand Rubbed Black (BS) or Charcoal (CS)				
	RAF Fin					
	Wide Opening					
	Low					
						
						Cartoned Wt. (lbs.) 140
GSA SIN 711-16						Cartoned Vol. (cu.ft.) 9
Links	Console	7322	8407	8028	8527	
293-51H	Rectangle	Legs available in Hand Rubbed Black (BS) or Charcoal (CS)				
	LAF Fin					
	Cabinet					
	High					
						
						Cartoned Wt. (lbs.) 235
GSA SIN 711-16						Cartoned Vol. (cu.ft.) 18

Martin Brattrud Inc.

Style		Wood	Glass	Solid	Stone		Dimensions
		Surface					
Links 293-51L	Console Rectangle LAF Fin Cabinet Low	7079	8168	7780	8289		OW 51 OD 14.5 OH 24
		Legs available in Hand Rubbed Black (BS) or Charcoal (CS)					
						Cartoned Wt. (lbs.) 220 Cartoned Vol. (cu.ft.) 14	
GSA SIN 711-16							
Links 293-52H	Console Rectangle RAF Fin Cabinet High	7323	8408	8029	8528		OW 51 OD 14.5 OH 29.5
		Legs available in Hand Rubbed Black (BS) or Charcoal (CS)					
						Cartoned Wt. (lbs.) 235 Cartoned Vol. (cu.ft.) 18	
GSA SIN 711-16							
Links 293-52L	Console Rectangle RAF Fin Cabinet Low	7080	8169	7781	8290		OW 51 OD 14.5 OH 24
		Legs available in Hand Rubbed Black (BS) or Charcoal (CS)					
						Cartoned Wt. (lbs.) 220 Cartoned Vol. (cu.ft.) 14	
GSA SIN 711-16							
Links 293-57H	Console Rectangle LAF Fin Cabinet High	8033	9250	8735	9404		OW 57.5 OD 14.5 OH 29.5
		Legs available in Hand Rubbed Black (BS) or Charcoal (CS)					
						Cartoned Wt. (lbs.) 260 Cartoned Vol. (cu.ft.) 21	
GSA SIN 711-16							

Martin Brattrud Inc.

Style		Wood	Glass	Solid	Stone		Dimensions
		Surface					
Links 293-57L	Console Rectangle LAF Fin Cabinet Low	7830	9046	8533	9202		OW 57.5 OD 14.5 OH 24
		Legs available in Hand Rubbed Black (BS) or Charcoal (CS)					
						Cartoned Wt. (lbs.) 240 Cartoned Vol. (cu.ft.) 16	
GSA SIN 711-16							
Links 293-58H	Console Rectangle RAF Fin Cabinet High	8034	9251	8739	9405		OW 57.5 OD 14.5 OH 29.5
		Legs available in Hand Rubbed Black (BS) or Charcoal (CS)					
						Cartoned Wt. (lbs.) 260 Cartoned Vol. (cu.ft.) 21	
GSA SIN 711-16							
Links 293-58L	Console Rectangle RAF Fin Cabinet Low	7831	9048	8534	9203		OW 57.5 OD 14.5 OH 24
		Legs available in Hand Rubbed Black (BS) or Charcoal (CS)					
						Cartoned Wt. (lbs.) 240 Cartoned Vol. (cu.ft.) 16	
GSA SIN 711-16							

LINKS OPTIONS:

Legs

Standard in Rift Cut White Oak with leveling glides.

Wood Finish

Standard in Links Wood finishes

Available in all standard Martin Bratrud finishes.

Links Wood Finishes Are:

White Oak, Amaretto, Umber, Onyx, Pickled, Sage, or Java

Metal

Available in Metal P-Lam (**MPL**). Contact factory for more info.

Notes

Modular Unit

Components/Modular Style

Standard in Modular Pieces (**MP**).

Ganging devices standard using all modules shipped Knocked Down (**KD**).

Assembly required.