

Pricelist

Effective 01/07/2025

DESIGNED BY MARTIN BRATTRUD STUDIO

The genius of the Lundin Collection lies in a design that translates architectural line and proportion into a series of multifunctional tables. As one's vantage point changes, narrow steel legs appear to change from thick to thin, revealing the surprising complexity of apparent simplicity. Lundin tables are available as rounds, squares and rectangles in a choice of heights and tabletop materials.

BENCHES	2
TABLES	7
MATERIALS & FINISHES	17

1005-20BC

Bench, 20" Round

Single Upholstery	yds	sqft
	1.5	27
.....		
Outer Width		20"
Outer Depth		20"
Outer Height		18"
Carton Weight		37 lbs
Carton Volume		8 cu ft

		MB LEATHER		GRADE-IN FABRICS								
COM	COL	A	B	1	2	3	4	5	6	7	8	9
3920	4312	4352	4460	4016	4046	4076	4106	4136	4166	4196	4226	4256

BENCH CUSHION	Standard with Round Cross Stitch											GSA SIN 33721
	Classic Plain Cushion						add	0				✓ SCS Certified Indoor Advantage Gold
<hr/>												
BENCH BASE	Standard in Powder Coat Stainless Steel						add	130				See Materials & Finishes on page 17

1005-24BC

Bench, 24" Round

Single Upholstery	yds	sqft
	1.75	32
.....		
Outer Width		24"
Outer Depth		24"
Outer Height		18"
Carton Weight		49 lbs
Carton Volume		8 cu ft

		MB LEATHER		GRADE-IN FABRICS								
COM	COL	A	B	1	2	3	4	5	6	7	8	9
4319	4751	4823	4949	4431	4466	4501	4536	4571	4606	4641	4676	4711

BENCH CUSHION	Standard with Classic Plain Cushion											GSA SIN 33721
	Round Cross Stitch						add	0				✓ SCS Certified Indoor Advantage Gold
<hr/>												
BENCH BASE	Standard in Powder Coat Stainless Steel						add	130				See Materials & Finishes on page 17

1005-24BR

Bench, 24" Rectangle

Single Upholstery	yds	sqft
	1.5	27
.....		
Outer Width		24"
Outer Depth		18"
Outer Height		18"
Carton Weight		40 lbs
Carton Volume		8 cu ft

		MB LEATHER		GRADE-IN FABRICS									
COM	COL	A	B	1	2	3	4	5	6	7	8	9	
3615	3977	4047	4155	3711	3741	3771	3801	3831	3861	3891	3921	3951	
BENCH CUSHION		Standard with Tufted Cushion						add		0			
		Classic Plain Cushion								GSA SIN 33721			
										✓ SCS Certified Indoor Advantage Gold			
BENCH BASE		Standard in Powder Coat						add		130			
		Stainless Steel								See Materials & Finishes on page 17			

1005-24BS

Bench, 24" Square

Single Upholstery	yds	sqft
	1.5	27
.....		
Outer Width		24"
Outer Depth		24"
Outer Height		18"
Carton Weight		47 lbs
Carton Volume		8 cu ft

		MB LEATHER		GRADE-IN FABRICS									
COM	COL	A	B	1	2	3	4	5	6	7	8	9	
4219	4641	4651	4759	4315	4345	4375	4405	4435	4465	4495	4525	4555	
BENCH CUSHION		Standard with Classic Plain Cushion						add		0			
		Round Cross Stitch								GSA SIN 33721			
										✓ SCS Certified Indoor Advantage Gold			
BENCH BASE		Standard in Powder Coat						add		130			
		Stainless Steel								See Materials & Finishes on page 17			

1005-36BR

Bench, 36" Rectangle

Single Upholstery	yds	sqft
	1.5	27
.....		
Outer Width		36"
Outer Depth		18"
Outer Height		18"
Carton Weight		58 lbs
Carton Volume		12 cu ft

		MB LEATHER		GRADE-IN FABRICS									
COM	COL	A	B	1	2	3	4	5	6	7	8	9	
3938	4332	4370	4478	4034	4064	4094	4124	4154	4184	4214	4244	4274	
BENCH CUSHION		Standard with Tufted Cushion						add		0			
		Classic Plain Cushion								GSA SIN 33721			
										✓ SCS Certified Indoor Advantage Gold			
BENCH BASE		Standard in Powder Coat						add		130			
		Stainless Steel								See Materials & Finishes on page 17			

1005-36BS

Bench, 36" Square

Single Upholstery	yds	sqft
	1.75	32
.....		
Outer Width		36"
Outer Depth		36"
Outer Height		18"
Carton Weight		100 lbs
Carton Volume		17 cu ft

		MB LEATHER		GRADE-IN FABRICS									
COM	COL	A	B	1	2	3	4	5	6	7	8	9	
4859	5345	5363	5489	4971	5006	5041	5076	5111	5146	5181	5216	5251	
BENCH CUSHION		Standard with Classic Plain Cushion						add		0			
		Tufted Cushion								GSA SIN 33721			
										✓ SCS Certified Indoor Advantage Gold			
BENCH BASE		Standard in Powder Coat						add		130			
		Stainless Steel								See Materials & Finishes on page 17			

1005-42BS

Bench, 42" Square

Single Upholstery	yds	sqft
	2.5	45
.....		
Outer Width		42"
Outer Depth		42"
Outer Height		18"
Carton Weight		136 lbs
Carton Volume		23 cu ft

		MB LEATHER		GRADE-IN FABRICS								
COM	COL	A	B	1	2	3	4	5	6	7	8	9
5687	6256	6407	6587	5847	5897	5947	5997	6047	6097	6147	6197	6247

BENCH CUSHION	Standard with Tufted Cushion												GSA SIN 33721
	Classic Plain Cushion						add	0					✓ SCS Certified Indoor Advantage Gold
<hr/>													
BENCH BASE	Standard in Powder Coat												
	Stainless Steel						add	195					See Materials & Finishes on page 17

1005-48BR

Bench, 48" Rectangle

Single Upholstery	yds	sqft
	1.75	32
.....		
Outer Width		48"
Outer Depth		18"
Outer Height		18"
Carton Weight		72 lbs
Carton Volume		15 cu ft

		MB LEATHER		GRADE-IN FABRICS								
COM	COL	A	B	1	2	3	4	5	6	7	8	9
4454	4899	4958	5084	4566	4601	4636	4671	4706	4741	4776	4811	4846

BENCH CUSHION	Standard with Tufted Cushion												GSA SIN 33721
	Classic Plain Cushion						add	0					✓ SCS Certified Indoor Advantage Gold
<hr/>													
BENCH BASE	Standard in Powder Coat												
	Stainless Steel						add	195					See Materials & Finishes on page 17

1005-60BR

Bench, 60" Rectangle

Single Upholstery	yds	sqft
	2	36
.....		
Outer Width		60"
Outer Depth		18"
Outer Height		18"
Carton Weight		88 lbs
Carton Volume		19 cu ft

		MB LEATHER		GRADE-IN FABRICS								
COM	COL	A	B	1	2	3	4	5	6	7	8	9
4770	5247	5346	5490	4898	4938	4978	5018	5058	5098	5138	5178	5218

BENCH CUSHION	Standard with Tufted Cushion												GSA SIN 33721
	Classic Plain Cushion						add	0					✓ SCS Certified Indoor Advantage Gold
<hr/>													
BENCH BASE	Standard in Powder Coat												
	Stainless Steel						add	323					See Materials & Finishes on page 17

1005-72BR

Bench, 72" Rectangle

Single Upholstery	yds	sqft
	2.25	41
.....		
Outer Width		72"
Outer Depth		18"
Outer Height		18"
Carton Weight		104 lbs
Carton Volume		22 cu ft

		MB LEATHER		GRADE-IN FABRICS								
COM	COL	A	B	1	2	3	4	5	6	7	8	9
5496	6046	6144	6306	5640	5685	5730	5775	5820	5865	5910	5955	6000

BENCH CUSHION	Standard with Tufted Cushion												GSA SIN 33721
	Classic Plain Cushion						add	0					✓ SCS Certified Indoor Advantage Gold
<hr/>													
BENCH BASE	Standard in Powder Coat												
	Stainless Steel						add	453					See Materials & Finishes on page 17



1006-20CL

Table, Round, Low

Outer Width	20"
Outer Depth	20"
Outer Height	16"
Carton Weight	58 lbs
Carton Volume	7 cu ft

SELF EDGE	Glass	Corian®	Stone	Laminate
Maple Veneer				
3696	4404	4096	4155	3587

TABLE TOP	Corian® Standard in Glacier White Corian® in Carbon or Concrete	add	98
-----------	--------------------------------------------------------------------	-----	-----------

GSA SIN 33721

✓ SCS Certified Indoor Advantage Gold

TABLE BASE	Standard in Powder Coat Stainless Steel	add	195
------------	--------------------------------------------	-----	------------

See [Materials & Finishes](#) on page 17



1006-24CL

Table, Round, Low

Outer Width	24"
Outer Depth	24"
Outer Height	16"
Carton Weight	80 lbs
Carton Volume	9 cu ft

SELF EDGE	Glass	Corian®	Stone	Laminate
Maple Veneer				
3974	5050	4669	4820	3918

TABLE TOP	Corian® Standard in Glacier White Corian® in Carbon or Concrete	add	120
-----------	--------------------------------------------------------------------	-----	------------

GSA SIN 33721

✓ SCS Certified Indoor Advantage Gold

TABLE BASE	Standard in Powder Coat Stainless Steel	add	195
------------	--------------------------------------------	-----	------------

See [Materials & Finishes](#) on page 17



1006-30CL

Table, Round, Low

Outer Width	30"
Outer Depth	30"
Outer Height	16"
Carton Weight	120 lbs
Carton Volume	13 cu ft

SELF EDGE	Glass	Corian®	Stone	Laminate
Maple Veneer 4671	5897	5191	5963	4490

TABLE TOP	Corian® Standard in Glacier White Corian® in Carbon or Concrete	add	184
-----------	--------------------------------------------------------------------	-----	-----

GSA SIN 33721

✓ SCS Certified Indoor Advantage Gold

TABLE BASE	Standard in Powder Coat Stainless Steel	add	195
------------	--------------------------------------------	-----	-----

See [Materials & Finishes](#) on page 17



1006-20CH

Table, Round, High

Outer Width	20"
Outer Depth	20"
Outer Height	20"
Carton Weight	60 lbs
Carton Volume	7 cu ft

SELF EDGE	Glass	Corian®	Stone	Laminate
Maple Veneer 3794	4507	4193	4252	3685

TABLE TOP	Corian® Standard in Glacier White Corian® in Carbon or Concrete	add	98
-----------	--------------------------------------------------------------------	-----	----

GSA SIN 33721

✓ SCS Certified Indoor Advantage Gold

TABLE BASE	Standard in Powder Coat Stainless Steel	add	195
------------	--------------------------------------------	-----	-----

See [Materials & Finishes](#) on page 17



1006-24CH

Table, Round, High

Outer Width	24"
Outer Depth	24"
Outer Height	20"
Carton Weight	84 lbs
Carton Volume	9 cu ft

SELF EDGE	Glass	Corian®	Stone	Laminate
Maple Veneer 4073	5148	4766	4917	4015

TABLE TOP	Corian® Standard in Glacier White Corian® in Carbon or Concrete	add	120
-----------	--------------------------------------------------------------------	-----	-----

GSA SIN 33721

✓ SCS Certified Indoor Advantage Gold

TABLE BASE	Standard in Powder Coat Stainless Steel	add	195
------------	--------------------------------------------	-----	-----

See [Materials & Finishes](#) on page 17



1006-30CH

Table, Round, High

Outer Width	30"
Outer Depth	30"
Outer Height	20"
Carton Weight	122 lbs
Carton Volume	13 cu ft

SELF EDGE	Glass	Corian®	Stone	Laminate
Maple Veneer 4770	5995	5289	6064	4590

TABLE TOP	Corian® Standard in Glacier White Corian® in Carbon or Concrete	add	184
-----------	--------------------------------------------------------------------	-----	-----

GSA SIN 33721

✓ SCS Certified Indoor Advantage Gold

TABLE BASE	Standard in Powder Coat Stainless Steel	add	195
------------	--------------------------------------------	-----	-----

See [Materials & Finishes](#) on page 17



1006-20SH

Table, Square, High

Outer Width	20"
Outer Depth	20"
Outer Height	20"
Carton Weight	66 lbs
Carton Volume	7 cu ft

SELF EDGE	Glass	Corian®	Stone	Laminate	
Maple Veneer 4171	4809	4521	4596	3755	
TABLE TOP	Corian® Standard in Glacier White Corian® in Carbon or Concrete			add	98
					GSA SIN 33721 ✓ SCS Certified Indoor Advantage Gold
TABLE BASE	Standard in Powder Coat Stainless Steel			add	195
					See Materials & Finishes on page 17



1006-24SH

Table, Square, High

Outer Width	24"
Outer Depth	24"
Outer Height	20"
Carton Weight	88 lbs
Carton Volume	9 cu ft

SELF EDGE	Glass	Corian®	Stone	Laminate	
Maple Veneer 4490	5225	4856	5150	4344	
TABLE TOP	Corian® Standard in Glacier White Corian® in Carbon or Concrete			add	120
					GSA SIN 33721 ✓ SCS Certified Indoor Advantage Gold
TABLE BASE	Standard in Powder Coat Stainless Steel			add	195
					See Materials & Finishes on page 17



1006-30SH

Table, Square, High

Outer Width	30"
Outer Depth	30"
Outer Height	20"
Carton Weight	131 lbs
Carton Volume	13 cu ft

SELF EDGE	Glass	Corian®	Stone	Laminate
Maple Veneer 4912	6569	5325	5982	4747

TABLE TOP	Corian® Standard in Glacier White Corian® in Carbon or Concrete	add	184
-----------	--------------------------------------------------------------------	-----	-----

GSA SIN 33721

✓ SCS Certified Indoor Advantage Gold

TABLE BASE	Standard in Powder Coat Stainless Steel	add	195
------------	--------------------------------------------	-----	-----

See [Materials & Finishes](#) on page 17



1006-24RH

Table, Rectangle, High

Outer Width	24"
Outer Depth	20"
Outer Height	20"
Carton Weight	76 lbs
Carton Volume	8 cu ft

SELF EDGE	Glass	Corian®	Stone	Laminate
Maple Veneer 3871	4649	4354	4559	3828

TABLE TOP	Corian® Standard in Glacier White Corian® in Carbon or Concrete	add	120
-----------	--------------------------------------------------------------------	-----	-----

GSA SIN 33721

✓ SCS Certified Indoor Advantage Gold

TABLE BASE	Standard in Powder Coat Stainless Steel	add	195
------------	--------------------------------------------	-----	-----

See [Materials & Finishes](#) on page 17



1006-30RH

Table, Rectangle, High

Outer Width	30"
Outer Depth	20"
Outer Height	20"
Carton Weight	97 lbs
Carton Volume	9 cu ft

SELF EDGE	Glass	Corian®	Stone	Laminate
Maple Veneer 4219	5212	4354	5049	3828

TABLE TOP	Corian® Standard in Glacier White Corian® in Carbon or Concrete	add	184
-----------	--------------------------------------------------------------------	-----	-----

GSA SIN 33721

✓ SCS Certified Indoor Advantage Gold

TABLE BASE	Standard in Powder Coat Stainless Steel	add	195
------------	--------------------------------------------	-----	-----

See [Materials & Finishes](#) on page 17



1006-30SL

Table, Square, Low

Outer Width	30"
Outer Depth	30"
Outer Height	16"
Carton Weight	124 lbs
Carton Volume	13 cu ft

SELF EDGE	Glass	Corian®	Stone	Laminate
Maple Veneer 4814	6599	5231	6007	4642

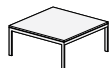
TABLE TOP	Corian® Standard in Glacier White Corian® in Carbon or Concrete	add	184
-----------	--------------------------------------------------------------------	-----	-----

GSA SIN 33721

✓ SCS Certified Indoor Advantage Gold

TABLE BASE	Standard in Powder Coat Stainless Steel	add	195
------------	--------------------------------------------	-----	-----

See [Materials & Finishes](#) on page 17



1006-36SL

Table, Square, Low

Outer Width	36"
Outer Depth	36"
Outer Height	16"
Carton Weight	176 lbs
Carton Volume	15 cu ft

SELF EDGE	Glass	Corian®	Stone	Laminate
Maple Veneer				
4977	6750	5547	6362	4670

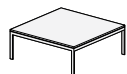
TABLE TOP	Corian® Standard in Glacier White			
	Corian® in Carbon or Concrete	add	238	

GSA SIN 33721

✓ SCS Certified Indoor Advantage Gold

TABLE BASE	Standard in Powder Coat			
	Stainless Steel	add	291	

See [Materials & Finishes](#) on page 17



1006-42SL

Table, Square, Low

Outer Width	42"
Outer Depth	42"
Outer Height	16"
Carton Weight	233 lbs
Carton Volume	20 cu ft

SELF EDGE	Glass	Corian®	Stone	Laminate
Maple Veneer				
6904	8616	7409	8516	6403

TABLE TOP	Corian® Standard in Glacier White			
	Corian® in Carbon or Concrete	add	281	

GSA SIN 33721

✓ SCS Certified Indoor Advantage Gold

TABLE BASE	Standard in Powder Coat			
	Stainless Steel	add	389	

See [Materials & Finishes](#) on page 17



1006-24RL

Table, Rectangle, Low

Outer Width	24"
Outer Depth	20"
Outer Height	16"
Carton Weight	72 lbs
Carton Volume	8 cu ft

SELF EDGE	Glass	Corian®	Stone	Laminate
Maple Veneer				
3776	4552	4257	4462	3706

TABLE TOP	Corian® Standard in Glacier White Corian® in Carbon or Concrete	add	120
-----------	--------------------------------------------------------------------	-----	------------

GSA SIN 33721

✓ SCS Certified Indoor Advantage Gold

TABLE BASE	Standard in Powder Coat Stainless Steel	add	195
------------	--------------------------------------------	-----	------------

See [Materials & Finishes](#) on page 17



1006-30RL

Table, Rectangle, Low

Outer Width	30"
Outer Depth	20"
Outer Height	16"
Carton Weight	93 lbs
Carton Volume	9 cu ft

SELF EDGE	Glass	Corian®	Stone	Laminate
Maple Veneer				
4124	5113	4683	4950	4030

TABLE TOP	Corian® Standard in Glacier White Corian® in Carbon or Concrete	add	184
-----------	--------------------------------------------------------------------	-----	------------

GSA SIN 33721

✓ SCS Certified Indoor Advantage Gold

TABLE BASE	Standard in Powder Coat Stainless Steel	add	195
------------	--------------------------------------------	-----	------------

See [Materials & Finishes](#) on page 17



1006-48RL

Table, Rectangle, Low

Outer Width	48"
Outer Depth	24"
Outer Height	16"
Carton Weight	160 lbs
Carton Volume	14 cu ft

SELF EDGE				
Maple Veneer	Glass	Corian®	Stone	Laminate
5187	6800	6945	7211	5036

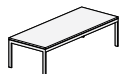
TABLE TOP	Corian® Standard in Glacier White			
	Corian® in Carbon or Concrete	add	246	

GSA SIN 33721

✓ SCS Certified Indoor Advantage Gold

TABLE BASE	Standard in Powder Coat			
	Stainless Steel	add	485	

See [Materials & Finishes](#) on page 17



1006-60RL

Table, Rectangle, Low

Outer Width	60"
Outer Depth	24"
Outer Height	16"
Carton Weight	193 lbs
Carton Volume	17 cu ft

SELF EDGE				
Maple Veneer	Glass	Corian®	Stone	Laminate
5777	7780	7496	7830	5565

TABLE TOP	Corian® Standard in Glacier White			
	Corian® in Carbon or Concrete	add	313	

GSA SIN 33721

✓ SCS Certified Indoor Advantage Gold

TABLE BASE	Standard in Powder Coat			
	Stainless Steel	add	534	

See [Materials & Finishes](#) on page 17

Notes

Benches**Metal Base**

(Specify Martin Brattrud Finish)
Standard: Powder Coat

[View Powder Coat - Metallics](#)

[View Powder Coat - Neutrals](#)

[View Powder Coat - Color](#)

Custom Powder Coat Finish produced upon receipt of a customer supplied RAL# and fee of \$385 Net, with a minimum order of 25.

Premium: Polished Stainless Steel (**PSS**), or Satin Stainless Steel (**SSS**)
[View Stainless Steel Premiums](#)

Premium: Hand Rubbed Steel in Brushed Bronze (**BBZ**), Oiled Bronze (**OBZ**), Charcoal (**CS**) or Black (**BS**)
[View Hand Rubbed Steel Premiums](#)
Hand rubbed finishes are lacquer sealed.

Cushion Upholstery

Round Bench Standard: Cross Stitch
Square and Rectangular Bench Standard: Tufted Cushion
Options for any Bench: Classic Plain Top
(Specify detailing)

Tables**Metal Base**

The same as for Benches

Top

(Specify Martin Brattrud Top and Finish)
Wood Standard: Maple Veneer

[View Maple Wood Standard Finishes](#)

Custom Wood Finish produced upon receipt of a customer's approved sample match and fee of \$200 Net for each unique finish per order.

Glass Standard: Sandblasted Bottom Starphire (**SBS**) .5" thick




































Glass No Charge Option: Starphire Clear Glass (**SCG**) .5" thick

Corian® Standard: Glacier White (**GW**) .5" thick

Corian® Premium: Concrete (**CNT**) and Carbon (**CCT**) .5" thick

Stone Standard: Black Granite (**BG**) or Carrara Marble (**CM**) .75" thick

Materials & Finishes

Metal	POWDER COAT - COLOR	 CLD Cloud	 CMT Cement	 MTL Gunmetal	 SEA Deep Sea	 VBG Vandenberg	 DNE Dune	
		 CRL Coral	 AGV Agave	 CHR Churro				
	POWDER COAT - NEUTRALS	 SRG Sugar Gloss	 SGM Sugar Matte	 CBG Carbon Gloss	 CBN Carbon Matte			
	POWDER COAT - METALLICS	 SIL Silver	 LD Lead	 BRZ Bronze	 FLI Flint	 MCA Mica		
	STAINLESS STEEL	 PSS Polished Stainless Steel	 SSS Satin Stainless Steel					
Wood	MAPLE	 MAP1 Bright	 MAP2 Natural	 MAP4 Fawn	 MAP7 Espresso	 MAP8 Iron	 MAP9 Ebony	
Corian®	CORIAN®	 GW Glacier White	 CNT Concrete	 CCT Carbon				
Stone	MARBLE AND GRANITE	 CM Carrara Marble	 BG Black Granite					
Other	LAMINATE	 LMWM White Matte	 LMBM Black Matte					
Glass	GLASS	 SBS Starphire Glass, Bottom Sandblasted	 SCG Starphire Clear Glass					

Notes

SEE FINISHES ONLINE

WOOD: <https://martinbrattrud.com/Wood>

METAL & PAINT: <https://martinbrattrud.com/Metal>

CORIAN®: <https://martinbrattrud.com/Corian®>

STONE: <https://martinbrattrud.com/Stone>