

Pricelist

Effective 12/01/2022

DESIGNED BY MARTIN BRATTRUD STUDIO

The genius of the Lundin Collection lies in a design that translates architectural line and proportion into a series of multifunctional tables. As one's vantage point changes, narrow steel legs appear to change from thick to thin, revealing the surprising complexity of apparent simplicity. Lundin tables are available as rounds, squares and rectangles in a choice of heights and tabletop materials.

BENCHES	2
TABLES	7
MATERIALS & FINISHES	17

1005-20BC

Bench, 20" Round

Single Upholstery	yds	sqft
	1.5	27

Outer Width		20"
Outer Depth		20"
Outer Height		18"
Carton Weight		37 lbs
Carton Volume		8 cu ft

		MB LEATHER		GRADE-IN FABRICS								
COM	COL	A	B	1	2	3	4	5	6	7	8	9
3641	4005	4073	4181	3737	3767	3797	3827	3857	3887	3917	3947	3977

BENCH CUSHION	Standard with Round Cross Stitch											GSA SIN 71116
	Classic Plain Cushion						add	0				✓ SCS Certified Indoor Advantage Gold

BENCH BASE	Standard in Powder Coat											See Materials & Finishes on page 17
	Hand Rubbed Steel						add	80				
	Stainless Steel						add	120				

1005-24BC

Bench, 24" Round

Single Upholstery	yds	sqft
	1.75	32

Outer Width		24"
Outer Depth		24"
Outer Height		18"
Carton Weight		49 lbs
Carton Volume		8 cu ft

		MB LEATHER		GRADE-IN FABRICS								
COM	COL	A	B	1	2	3	4	5	6	7	8	9
4011	4412	4515	4641	4123	4158	4193	4228	4263	4298	4333	4368	4403

BENCH CUSHION	Standard with Round Cross Stitch											GSA SIN 71116
	Classic Plain Cushion						add	0				✓ SCS Certified Indoor Advantage Gold

BENCH BASE	Standard in Powder Coat											See Materials & Finishes on page 17
	Hand Rubbed Steel						add	80				
	Stainless Steel						add	120				

1005-24BR

Bench, 24" Rectangle

Single Upholstery	yds	sqft
	1.5	27
.....		
Outer Width		24"
Outer Depth		18"
Outer Height		18"
Carton Weight		40 lbs
Carton Volume		8 cu ft

		MB LEATHER		GRADE-IN FABRICS								
COM	COL	A	B	1	2	3	4	5	6	7	8	9
3357	3693	3789	3897	3453	3483	3513	3543	3573	3603	3633	3663	3693

BENCH CUSHION	Standard with Tufted Cushion											GSA SIN 71116
	Classic Plain Cushion						add	0				✓ SCS Certified Indoor Advantage Gold
.....												
BENCH BASE	Standard in Powder Coat											See Materials & Finishes on page 17
	Hand Rubbed Steel						add	80				
	Stainless Steel						add	120				

1005-24BS

Bench, 24" Square

Single Upholstery	yds	sqft
	1.5	27
.....		
Outer Width		24"
Outer Depth		24"
Outer Height		18"
Carton Weight		47 lbs
Carton Volume		8 cu ft

		MB LEATHER		GRADE-IN FABRICS								
COM	COL	A	B	1	2	3	4	5	6	7	8	9
3919	4311	4351	4459	4015	4045	4075	4105	4135	4165	4195	4225	4255

BENCH CUSHION	Standard with Round Cross Stitch											GSA SIN 71116
	Classic Plain Cushion						add	0				✓ SCS Certified Indoor Advantage Gold
.....												
BENCH BASE	Standard in Powder Coat											See Materials & Finishes on page 17
	Hand Rubbed Steel						add	80				
	Stainless Steel						add	120				

1005-36BR

Bench, 36" Rectangle

Single Upholstery	yds	sqft
	1.5	27
.....		
Outer Width		36"
Outer Depth		18"
Outer Height		18"
Carton Weight		58 lbs
Carton Volume		12 cu ft

		MB LEATHER		GRADE-IN FABRICS								
COM	COL	A	B	1	2	3	4	5	6	7	8	9
3657	4023	4089	4197	3753	3783	3813	3843	3873	3903	3933	3963	3993

BENCH CUSHION	Standard with Tufted Cushion											GSA SIN 71116
	Classic Plain Cushion						add	0				✓ SCS Certified Indoor Advantage Gold
.....												
BENCH BASE	Standard in Powder Coat											See Materials & Finishes on page 17
	Hand Rubbed Steel						add	80				
	Stainless Steel						add	120				

1005-36BS

Bench, 36" Square

Single Upholstery	yds	sqft
	1.75	32
.....		
Outer Width		36"
Outer Depth		36"
Outer Height		18"
Carton Weight		100 lbs
Carton Volume		17 cu ft

		MB LEATHER		GRADE-IN FABRICS								
COM	COL	A	B	1	2	3	4	5	6	7	8	9
4513	4964	5017	5143	4625	4660	4695	4730	4765	4800	4835	4870	4905

BENCH CUSHION	Standard with Tufted Cushion											GSA SIN 71116
	Classic Plain Cushion						add	0				✓ SCS Certified Indoor Advantage Gold
.....												
BENCH BASE	Standard in Powder Coat											See Materials & Finishes on page 17
	Hand Rubbed Steel						add	80				
	Stainless Steel						add	120				

1005-42BS

Bench, 42" Square

Single Upholstery	yds	sqft
	2.5	45
.....		
Outer Width		42"
Outer Depth		42"
Outer Height		18"
Carton Weight		136 lbs
Carton Volume		23 cu ft

		MB LEATHER		GRADE-IN FABRICS								
COM	COL	A	B	1	2	3	4	5	6	7	8	9
5282	5810	6002	6182	5442	5492	5542	5592	5642	5692	5742	5792	5842

BENCH CUSHION	Standard with Tufted Cushion												GSA SIN 71116
	Classic Plain Cushion						add	0					✓ SCS Certified Indoor Advantage Gold
<hr/>													
BENCH BASE	Standard in Powder Coat												See Materials & Finishes on page 17
	Hand Rubbed Steel						add	120					
	Stainless Steel						add	180					

1005-48BR

Bench, 48" Rectangle

Single Upholstery	yds	sqft
	1.75	32
.....		
Outer Width		48"
Outer Depth		18"
Outer Height		18"
Carton Weight		72 lbs
Carton Volume		15 cu ft

		MB LEATHER		GRADE-IN FABRICS								
COM	COL	A	B	1	2	3	4	5	6	7	8	9
4137	4551	4641	4767	4249	4284	4319	4354	4389	4424	4459	4494	4529

BENCH CUSHION	Standard with Tufted Cushion												GSA SIN 71116
	Classic Plain Cushion						add	0					✓ SCS Certified Indoor Advantage Gold
<hr/>													
BENCH BASE	Standard in Powder Coat												See Materials & Finishes on page 17
	Hand Rubbed Steel						add	120					
	Stainless Steel						add	180					

1005-60BR

Bench, 60" Rectangle

Single Upholstery	yds	sqft
	2	36

Outer Width		60"
Outer Depth		18"
Outer Height		18"
Carton Weight		88 lbs
Carton Volume		19 cu ft

		MB LEATHER		GRADE-IN FABRICS								
COM	COL	A	B	1	2	3	4	5	6	7	8	9
4430	4873	5006	5150	4558	4598	4638	4678	4718	4758	4798	4838	4878

BENCH CUSHION	Standard with Tufted Cushion											
	Classic Plain Cushion						add	0				

GSA SIN 71116

✓ SCS Certified Indoor Advantage Gold

BENCH BASE	Standard in Powder Coat											
	Hand Rubbed Steel						add	200				
	Stainless Steel						add	300				

See [Materials & Finishes](#) on page 17

1005-72BR

Bench, 72" Rectangle

Single Upholstery	yds	sqft
	2.25	41

Outer Width		72"
Outer Depth		18"
Outer Height		18"
Carton Weight		104 lbs
Carton Volume		22 cu ft

		MB LEATHER		GRADE-IN FABRICS								
COM	COL	A	B	1	2	3	4	5	6	7	8	9
5105	5616	5753	5915	5249	5294	5339	5384	5429	5474	5519	5564	5609

BENCH CUSHION	Standard with Tufted Cushion											
	Classic Plain Cushion						add	0				

GSA SIN 71116

✓ SCS Certified Indoor Advantage Gold

BENCH BASE	Standard in Powder Coat											
	Hand Rubbed Steel						add	280				
	Stainless Steel						add	420				

See [Materials & Finishes](#) on page 17



1006-20CL

Table, Round, Low

Outer Width	20"
Outer Depth	20"
Outer Height	16"
Carton Weight	58 lbs
Carton Volume	7 cu ft

VENEER				
Maple	Glass	Corian®	Stone	Laminate
3433	4091	3804	3859	3331

TABLE TOP	Corian® Standard in Glacier White Corian® in Carbon or Concrete	add	90
-----------	--	-----	----

GSA SIN 71116

✓ SCS Certified Indoor Advantage Gold

TABLE BASE	Standard in Powder Coat Hand Rubbed Steel	add	120
	Stainless Steel	add	180

See [Materials & Finishes](#) on page 17



1006-24CL

Table, Round, Low

Outer Width	24"
Outer Depth	24"
Outer Height	16"
Carton Weight	80 lbs
Carton Volume	9 cu ft

VENEER				
Maple	Glass	Corian®	Stone	Laminate
3691	4691	4337	4477	3639

TABLE TOP	Corian® Standard in Glacier White Corian® in Carbon or Concrete	add	110
-----------	--	-----	-----

GSA SIN 71116

✓ SCS Certified Indoor Advantage Gold

TABLE BASE	Standard in Powder Coat Hand Rubbed Steel	add	120
	Stainless Steel	add	180

See [Materials & Finishes](#) on page 17



1006-20CH

Table, Round, High

Outer Width	20"
Outer Depth	20"
Outer Height	20"
Carton Weight	60 lbs
Carton Volume	7 cu ft

Maple	Glass	Corian®	Stone	Laminate
3524	4186	3895	3950	3423

TABLE TOP	Corian® Standard in Glacier White Corian® in Carbon or Concrete	add	90
-----------	--	-----	----

GSA SIN 71116

✓ SCS Certified Indoor Advantage Gold

See [Materials & Finishes](#) on page 17

TABLE BASE	Standard in Powder Coat Hand Rubbed Steel	add	120
	Stainless Steel	add	180



1006-24CH

Table, Round, High

Outer Width	24"
Outer Depth	24"
Outer Height	20"
Carton Weight	84 lbs
Carton Volume	9 cu ft

Maple	Glass	Corian®	Stone	Laminate
3783	4781	4426	4567	3729

TABLE TOP	Corian® Standard in Glacier White Corian® in Carbon or Concrete	add	110
-----------	--	-----	-----

GSA SIN 71116

✓ SCS Certified Indoor Advantage Gold

See [Materials & Finishes](#) on page 17

TABLE BASE	Standard in Powder Coat Hand Rubbed Steel	add	120
	Stainless Steel	add	180



1006-30CH

Table, Round, High

Outer Width	30"
Outer Depth	30"
Outer Height	20"
Carton Weight	122 lbs
Carton Volume	13 cu ft

VENEER				
Maple	Glass	Corian®	Stone	Laminate
4430	5569	4913	5632	4263

TABLE TOP	Corian® Standard in Glacier White Corian® in Carbon or Concrete	add	170
-----------	--	-----	-----

GSA SIN 71116

✓ SCS Certified Indoor Advantage Gold

TABLE BASE	Standard in Powder Coat Hand Rubbed Steel	add	120
	Stainless Steel	add	180

See [Materials & Finishes](#) on page 17



1006-20SH

Table, Square, High

Outer Width	20"
Outer Depth	20"
Outer Height	20"
Carton Weight	66 lbs
Carton Volume	7 cu ft

VENEER				
Maple	Glass	Corian®	Stone	Laminate
3874	4467	4200	4269	3488

TABLE TOP	Corian® Standard in Glacier White Corian® in Carbon or Concrete	add	90
-----------	--	-----	----

GSA SIN 71116

✓ SCS Certified Indoor Advantage Gold

TABLE BASE	Standard in Powder Coat Hand Rubbed Steel	add	120
	Stainless Steel	add	180

See [Materials & Finishes](#) on page 17



1006-24SH

Table, Square, High

Outer Width	24"
Outer Depth	24"
Outer Height	20"
Carton Weight	88 lbs
Carton Volume	9 cu ft

Maple	Glass	Corian®	Stone	Laminate
4171	4853	4510	4783	4035

TABLE TOP	Corian® Standard in Glacier White Corian® in Carbon or Concrete	add 110
-----------	--	---------

GSA SIN 71116

✓ SCS Certified Indoor Advantage Gold

TABLE BASE	Standard in Powder Coat Hand Rubbed Steel	add 120
	Stainless Steel	add 180

See [Materials & Finishes](#) on page 17



1006-30SH

Table, Square, High

Outer Width	30"
Outer Depth	30"
Outer Height	20"
Carton Weight	131 lbs
Carton Volume	13 cu ft

Maple	Glass	Corian®	Stone	Laminate
4562	6101	4946	5556	4409

TABLE TOP	Corian® Standard in Glacier White Corian® in Carbon or Concrete	add 170
-----------	--	---------

GSA SIN 71116

✓ SCS Certified Indoor Advantage Gold

TABLE BASE	Standard in Powder Coat Hand Rubbed Steel	add 120
	Stainless Steel	add 180

See [Materials & Finishes](#) on page 17



1006-24RH

Table, Rectangle, High

Outer Width	24"
Outer Depth	20"
Outer Height	20"
Carton Weight	76 lbs
Carton Volume	8 cu ft

VENEER				
Maple	Glass	Corian®	Stone	Laminate
3596	4318	4044	4234	3555

TABLE TOP	Corian® Standard in Glacier White Corian® in Carbon or Concrete	add	110
-----------	--	-----	-----

GSA SIN 71116

✓ SCS Certified Indoor Advantage Gold

See [Materials & Finishes](#) on page 17

TABLE BASE	Standard in Powder Coat Hand Rubbed Steel	add	120
	Stainless Steel	add	180



1006-30RH

Table, Rectangle, High

Outer Width	30"
Outer Depth	20"
Outer Height	20"
Carton Weight	97 lbs
Carton Volume	9 cu ft

VENEER				
Maple	Glass	Corian®	Stone	Laminate
3919	4841	4044	4690	3555

TABLE TOP	Corian® Standard in Glacier White Corian® in Carbon or Concrete	add	170
-----------	--	-----	-----

GSA SIN 71116

✓ SCS Certified Indoor Advantage Gold

See [Materials & Finishes](#) on page 17

TABLE BASE	Standard in Powder Coat Hand Rubbed Steel	add	120
	Stainless Steel	add	180



1006-30SL

Table, Square, Low

Outer Width	30"
Outer Depth	30"
Outer Height	16"
Carton Weight	124 lbs
Carton Volume	13 cu ft

VENEER				
Maple	Glass	Corian®	Stone	Laminate
4472	6129	4859	5579	4312

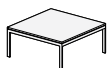
TABLE TOP	Corian® Standard in Glacier White Corian® in Carbon or Concrete	add	170
-----------	--	-----	-----

GSA SIN 71116

✓ SCS Certified Indoor Advantage Gold

TABLE BASE	Standard in Powder Coat Hand Rubbed Steel	add	120
	Stainless Steel	add	180

See [Materials & Finishes](#) on page 17



1006-36SL

Table, Square, Low

Outer Width	36"
Outer Depth	36"
Outer Height	16"
Carton Weight	176 lbs
Carton Volume	15 cu ft

VENEER				
Maple	Glass	Corian®	Stone	Laminate
4623	6270	5152	5909	4338

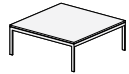
TABLE TOP	Corian® Standard in Glacier White Corian® in Carbon or Concrete	add	220
-----------	--	-----	-----

GSA SIN 71116

✓ SCS Certified Indoor Advantage Gold

TABLE BASE	Standard in Powder Coat Hand Rubbed Steel	add	180
	Stainless Steel	add	270

See [Materials & Finishes](#) on page 17



1006-42SL

Table, Square, Low

Outer Width	42"
Outer Depth	42"
Outer Height	16"
Carton Weight	233 lbs
Carton Volume	20 cu ft

Maple	Glass	Corian®	Stone	Laminate
6413	8003	6882	7911	5948

TABLE TOP	Corian® Standard in Glacier White Corian® in Carbon or Concrete	add 260
-----------	--	---------

GSA SIN 71116

✓ SCS Certified Indoor Advantage Gold

TABLE BASE	Standard in Powder Coat Hand Rubbed Steel	add 240
	Stainless Steel	add 360

See [Materials & Finishes](#) on page 17



1006-24RL

Table, Rectangle, Low

Outer Width	24"
Outer Depth	20"
Outer Height	16"
Carton Weight	72 lbs
Carton Volume	8 cu ft

Maple	Glass	Corian®	Stone	Laminate
3507	4228	3954	4145	3442

TABLE TOP	Corian® Standard in Glacier White Corian® in Carbon or Concrete	add 110
-----------	--	---------

GSA SIN 71116

✓ SCS Certified Indoor Advantage Gold

TABLE BASE	Standard in Powder Coat Hand Rubbed Steel	add 120
	Stainless Steel	add 180

See [Materials & Finishes](#) on page 17



1006-30RL

Table, Rectangle, Low

Outer Width	30"
Outer Depth	20"
Outer Height	16"
Carton Weight	93 lbs
Carton Volume	9 cu ft

VENEER				
Maple	Glass	Corian®	Stone	Laminate
3830	4750	4350	4598	3743

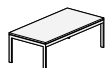
TABLE TOP	Corian® Standard in Glacier White Corian® in Carbon or Concrete	add 170
-----------	--	---------

GSA SIN 71116

✓ SCS Certified Indoor Advantage Gold

TABLE BASE	Standard in Powder Coat Hand Rubbed Steel	add 120
	Stainless Steel	add 180

See [Materials & Finishes](#) on page 17



1006-48RL

Table, Rectangle, Low

Outer Width	48"
Outer Depth	24"
Outer Height	16"
Carton Weight	160 lbs
Carton Volume	14 cu ft

VENEER				
Maple	Glass	Corian®	Stone	Laminate
4818	6317	6451	6699	4677

TABLE TOP	Corian® Standard in Glacier White Corian® in Carbon or Concrete	add 227
-----------	--	---------

GSA SIN 71116

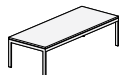
✓ SCS Certified Indoor Advantage Gold

TABLE BASE	Standard in Powder Coat Hand Rubbed Steel	add 300
	Stainless Steel	add 450

See [Materials & Finishes](#) on page 17

LUNDIN

Martin
/ Bratrud



1006-60RL

Table, Rectangle, Low

Outer Width	60"
Outer Depth	24"
Outer Height	16"
Carton Weight	193 lbs
Carton Volume	17 cu ft

VENEER				
Maple	Glass	Corian®	Stone	Laminate
5366	7226	6963	7274	5169

TABLE TOP	Corian® Standard in Glacier White		
	Corian® in Carbon or Concrete	add	290

GSA SIN 71116

✓ SCS Certified Indoor Advantage Gold

TABLE BASE	Standard in Powder Coat		
	Hand Rubbed Steel	add	330
	Stainless Steel	add	495

See [Materials & Finishes](#) on page 17

Notes

Benches

Metal Base

(Specify Martin Brattrud Finish)
Standard: Powder Coat

[View Powder Coat - Metallics](#)

[View Powder Coat - Neutrals](#)

[View Powder Coat - Color](#)

Custom Powder Coat Finish produced upon receipt of a customer supplied RAL# and fee of \$385 Net, with a minimum order of 25.

Premium: Polished Stainless Steel (**PSS**), or Satin Stainless Steel (**SSS**)
[View Stainless Steel Premiums](#)

Premium: Hand Rubbed Steel in Brushed Bronze (**BBZ**), Oiled Bronze (**OBZ**), Charcoal (**CS**) or Black (**BS**)

[View Hand Rubbed Steel Premiums](#)

Hand rubbed finishes are lacquer sealed.

Cushion Upholstery

Round Bench Standard: Cross Stitch

Square and Rectangular Bench Standard: Tufted Cushion

Options for any Bench: Classic Plain Top

(Specify detailing)

Tables

Metal Base

The same as for Benches

Top

(Specify Martin Brattrud Top and Finish)

Wood Standard: Maple Veneer

[View Maple Wood Standard Finishes](#)

Custom Wood Finish produced upon receipt of a customer's approved sample match and fee of \$200 Net for each unique finish per order.

Glass Standard: Sandblasted Bottom Starphire (**SBS**) .5" thick















Glass No Charge Option: Starphire Clear Glass (**SCG**) .5" thick

Corian® Standard: Glacier White (**GW**) .5" thick

Corian® Premium: Concrete (**CNT**) and Carbon (**CCT**) .5" thick

Stone Standard: Black Granite (**BG**) or Carrara Marble (**CM**) .75" thick

Materials & Finishes

Metal	POWDER COAT - COLOR	 CLD Cloud	 CMT Cement	 MTL Gunmetal	 FLX Flax	 FST Firesticks	 SEA Deep Sea	
		 VBG Vandenberg						
	POWDER COAT - NEUTRALS	 SRG Sugar Gloss	 SGM Sugar Matte	 CBG Carbon Gloss	 CBN Carbon Matte			
	POWDER COAT - METALLICS	 SIL Silver	 LD Lead	 BRZ Bronze				
	STAINLESS STEEL	 PSS Polished Stainless Steel	 SSS Satin Stainless Steel					
	HAND RUBBED STEEL	 BBZ Brushed Bronze	 OBZ Oiled Bronze	 CS Charcoal	 BS Black			
Wood	MAPLE	 MAP1 Bright	 MAP2 Natural	 MAP3 Auburn	 MAP4 Fawn	 MAP5 Java	 MAP6 Royal	
		 MAP7 Espresso	 MAP8 Iron	 MAP9 Ebony				
Corian®	CORIAN®	 GW Glacier White	 CNT Concrete	 CCT Carbon				
Stone	MARBLE AND GRANITE	 CM Carrara Marble	 BG Black Granite					
Other	LAMINATE	 LMWM White Matte	 LMBM Black Matte					
Glass	GLASS	 SBS Starphire Glass, Bottom Sandblasted	 SCG Starphire Clear Glass					

Notes

SEE FINISHES ONLINE

WOOD: <https://martinbrattrud.com/Wood>

METAL & PAINT: <https://martinbrattrud.com/Metal>

CORIAN®: <https://martinbrattrud.com/Corian®>

STONE: <https://martinbrattrud.com/Stone>