

Pricelist

Effective 01/11/2024

DESIGNED BY MARTIN BRATTRUD STUDIO

The genius of the Lundin Collection lies in a design that translates architectural line and proportion into a series of multifunctional tables. As one's vantage point changes, narrow steel legs appear to change from thick to thin, revealing the surprising complexity of apparent simplicity. Lundin tables are available as rounds, squares and rectangles in a choice of heights and tabletop materials.

BENCHES	2
TABLES	7
MATERIALS & FINISHES	17

1005-20BC

Bench, 20" Round

Single Upholstery	yds	sqft
	1.5	27

Outer Width		20"
Outer Depth		20"
Outer Height		18"
Carton Weight		37 lbs
Carton Volume		8 cu ft

		MB LEATHER		GRADE-IN FABRICS								
COM	COL	A	B	1	2	3	4	5	6	7	8	9
3787	4166	4219	4327	3883	3913	3943	3973	4003	4033	4063	4093	4123

BENCH CUSHION	Standard with Round Cross Stitch											GSA SIN 71116
	Classic Plain Cushion						add	0				✓ SCS Certified Indoor Advantage Gold

BENCH BASE	Standard in Powder Coat Stainless Steel						add	125				See Materials & Finishes on page 17
------------	---	--	--	--	--	--	-----	------------	--	--	--	---

1005-24BC

Bench, 24" Round

Single Upholstery	yds	sqft
	1.75	32

Outer Width		24"
Outer Depth		24"
Outer Height		18"
Carton Weight		49 lbs
Carton Volume		8 cu ft

		MB LEATHER		GRADE-IN FABRICS								
COM	COL	A	B	1	2	3	4	5	6	7	8	9
4172	4589	4676	4802	4284	4319	4354	4389	4424	4459	4494	4529	4564

BENCH CUSHION	Standard with Classic Plain Cushion											GSA SIN 71116
	Round Cross Stitch						add	0				✓ SCS Certified Indoor Advantage Gold

BENCH BASE	Standard in Powder Coat Stainless Steel						add	125				See Materials & Finishes on page 17
------------	---	--	--	--	--	--	-----	------------	--	--	--	---

1005-24BR

Bench, 24" Rectangle

Single Upholstery	yds	sqft
	1.5	27
.....		
Outer Width		24"
Outer Depth		18"
Outer Height		18"
Carton Weight		40 lbs
Carton Volume		8 cu ft

		MB LEATHER		GRADE-IN FABRICS								
COM	COL	A	B	1	2	3	4	5	6	7	8	9
3492	3841	3924	4032	3588	3618	3648	3678	3708	3738	3768	3798	3828

BENCH CUSHION	Standard with Tufted Cushion												GSA SIN 71116
	Classic Plain Cushion						add	0					✓ SCS Certified Indoor Advantage Gold
.....													
BENCH BASE	Standard in Powder Coat												See Materials & Finishes on page 17
	Stainless Steel						add	125					

1005-24BS

Bench, 24" Square

Single Upholstery	yds	sqft
	1.5	27
.....		
Outer Width		24"
Outer Depth		24"
Outer Height		18"
Carton Weight		47 lbs
Carton Volume		8 cu ft

		MB LEATHER		GRADE-IN FABRICS								
COM	COL	A	B	1	2	3	4	5	6	7	8	9
4076	4484	4508	4616	4172	4202	4232	4262	4292	4322	4352	4382	4412

BENCH CUSHION	Standard with Classic Plain Cushion												GSA SIN 71116
	Round Cross Stitch						add	0					✓ SCS Certified Indoor Advantage Gold
.....													
BENCH BASE	Standard in Powder Coat												See Materials & Finishes on page 17
	Stainless Steel						add	125					

1005-36BR

Bench, 36" Rectangle

Single Upholstery	yds	sqft
	1.5	27
.....		
Outer Width		36"
Outer Depth		18"
Outer Height		18"
Carton Weight		58 lbs
Carton Volume		12 cu ft

		MB LEATHER		GRADE-IN FABRICS									
COM	COL	A	B	1	2	3	4	5	6	7	8	9	
3804	4184	4236	4344	3900	3930	3960	3990	4020	4050	4080	4110	4140	
BENCH CUSHION		Standard with Tufted Cushion						add		0			GSA SIN 71116
		Classic Plain Cushion											✓ SCS Certified Indoor Advantage Gold
BENCH BASE		Standard in Powder Coat						add		125			See Materials & Finishes on page 17
		Stainless Steel											

1005-36BS

Bench, 36" Square

Single Upholstery	yds	sqft
	1.75	32
.....		
Outer Width		36"
Outer Depth		36"
Outer Height		18"
Carton Weight		100 lbs
Carton Volume		17 cu ft

		MB LEATHER		GRADE-IN FABRICS									
COM	COL	A	B	1	2	3	4	5	6	7	8	9	
4694	5163	5198	5324	4806	4841	4876	4911	4946	4981	5016	5051	5086	
BENCH CUSHION		Standard with Classic Plain Cushion						add		0			GSA SIN 71116
		Tufted Cushion											✓ SCS Certified Indoor Advantage Gold
BENCH BASE		Standard in Powder Coat						add		125			See Materials & Finishes on page 17
		Stainless Steel											

1005-42BS

Bench, 42" Square

Single Upholstery	yds	sqft
	2.5	45
.....		
Outer Width		42"
Outer Depth		42"
Outer Height		18"
Carton Weight		136 lbs
Carton Volume		23 cu ft

		MB LEATHER		GRADE-IN FABRICS									
COM	COL	A	B	1	2	3	4	5	6	7	8	9	
5494	6043	6214	6394	5654	5704	5754	5804	5854	5904	5954	6004	6054	
BENCH CUSHION		Standard with Tufted Cushion						add		0		GSA SIN 71116	
		Classic Plain Cushion										✓ SCS Certified Indoor Advantage Gold	
BENCH BASE		Standard in Powder Coat						add		188		See Materials & Finishes on page 17	
		Stainless Steel											

1005-48BR

Bench, 48" Rectangle

Single Upholstery	yds	sqft
	1.75	32
.....		
Outer Width		48"
Outer Depth		18"
Outer Height		18"
Carton Weight		72 lbs
Carton Volume		15 cu ft

		MB LEATHER		GRADE-IN FABRICS									
COM	COL	A	B	1	2	3	4	5	6	7	8	9	
4303	4733	4807	4933	4415	4450	4485	4520	4555	4590	4625	4660	4695	
BENCH CUSHION		Standard with Tufted Cushion						add		0		GSA SIN 71116	
		Classic Plain Cushion										✓ SCS Certified Indoor Advantage Gold	
BENCH BASE		Standard in Powder Coat						add		188		See Materials & Finishes on page 17	
		Stainless Steel											

1005-60BR

Bench, 60" Rectangle

Single Upholstery	yds	sqft
	2	36
.....		
Outer Width		60"
Outer Depth		18"
Outer Height		18"
Carton Weight		88 lbs
Carton Volume		19 cu ft

		MB LEATHER		GRADE-IN FABRICS								
COM	COL	A	B	1	2	3	4	5	6	7	8	9
4608	5069	5184	5328	4736	4776	4816	4856	4896	4936	4976	5016	5056

BENCH CUSHION	Standard with Tufted Cushion												GSA SIN 71116
	Classic Plain Cushion						add	0					✓ SCS Certified Indoor Advantage Gold
<hr/>													
BENCH BASE	Standard in Powder Coat												
	Stainless Steel						add	312					See Materials & Finishes on page 17

1005-72BR

Bench, 72" Rectangle

Single Upholstery	yds	sqft
	2.25	41
.....		
Outer Width		72"
Outer Depth		18"
Outer Height		18"
Carton Weight		104 lbs
Carton Volume		22 cu ft

		MB LEATHER		GRADE-IN FABRICS								
COM	COL	A	B	1	2	3	4	5	6	7	8	9
5310	5841	5958	6120	5454	5499	5544	5589	5634	5679	5724	5769	5814

BENCH CUSHION	Standard with Tufted Cushion												GSA SIN 71116
	Classic Plain Cushion						add	0					✓ SCS Certified Indoor Advantage Gold
<hr/>													
BENCH BASE	Standard in Powder Coat												
	Stainless Steel						add	437					See Materials & Finishes on page 17



1006-20CL

Table, Round, Low

Outer Width	20"
Outer Depth	20"
Outer Height	16"
Carton Weight	58 lbs
Carton Volume	7 cu ft

SELF EDGE	Glass	Corian®	Stone	Laminate	
Maple Veneer					
3571	4255	3957	4014	3465	
TABLE TOP	Corian® Standard in Glacier White Corian® in Carbon or Concrete				add 94
					GSA SIN 71116 ✓ SCS Certified Indoor Advantage Gold
TABLE BASE	Standard in Powder Coat Stainless Steel				add 188
					See Materials & Finishes on page 17



1006-24CL

Table, Round, Low

Outer Width	24"
Outer Depth	24"
Outer Height	16"
Carton Weight	80 lbs
Carton Volume	9 cu ft

SELF EDGE	Glass	Corian®	Stone	Laminate	
Maple Veneer					
3839	4879	4511	4657	3785	
TABLE TOP	Corian® Standard in Glacier White Corian® in Carbon or Concrete				add 115
					GSA SIN 71116 ✓ SCS Certified Indoor Advantage Gold
TABLE BASE	Standard in Powder Coat Stainless Steel				add 188
					See Materials & Finishes on page 17



1006-20CH

Table, Round, High

Outer Width	20"
Outer Depth	20"
Outer Height	20"
Carton Weight	60 lbs
Carton Volume	7 cu ft

SELF EDGE	Glass	Corian®	Stone	Laminate
Maple Veneer				
3665	4354	4051	4108	3560

TABLE TOP	Corian® Standard in Glacier White Corian® in Carbon or Concrete	add	94
-----------	--	-----	-----------

GSA SIN 71116

✓ SCS Certified Indoor Advantage Gold

TABLE BASE	Standard in Powder Coat Stainless Steel	add	188
------------	--	-----	------------

See [Materials & Finishes](#) on page 17



1006-24CH

Table, Round, High

Outer Width	24"
Outer Depth	24"
Outer Height	20"
Carton Weight	84 lbs
Carton Volume	9 cu ft

SELF EDGE	Glass	Corian®	Stone	Laminate
Maple Veneer				
3935	4973	4604	4750	3879

TABLE TOP	Corian® Standard in Glacier White Corian® in Carbon or Concrete	add	115
-----------	--	-----	------------

GSA SIN 71116

✓ SCS Certified Indoor Advantage Gold

TABLE BASE	Standard in Powder Coat Stainless Steel	add	188
------------	--	-----	------------

See [Materials & Finishes](#) on page 17



1006-30CH

Table, Round, High

Outer Width	30"
Outer Depth	30"
Outer Height	20"
Carton Weight	122 lbs
Carton Volume	13 cu ft

SELF EDGE	Glass	Corian®	Stone	Laminate
Maple Veneer				
4608	5792	5110	5858	4434

TABLE TOP	Corian® Standard in Glacier White Corian® in Carbon or Concrete	add	177
-----------	--	-----	------------

GSA SIN 71116

✓ SCS Certified Indoor Advantage Gold

TABLE BASE	Standard in Powder Coat Stainless Steel	add	188
------------	--	-----	------------

See [Materials & Finishes](#) on page 17



1006-20SH

Table, Square, High

Outer Width	20"
Outer Depth	20"
Outer Height	20"
Carton Weight	66 lbs
Carton Volume	7 cu ft

SELF EDGE	Glass	Corian®	Stone	Laminate
Maple Veneer				
4029	4646	4368	4440	3628

TABLE TOP	Corian® Standard in Glacier White Corian® in Carbon or Concrete	add	94
-----------	--	-----	-----------

GSA SIN 71116

✓ SCS Certified Indoor Advantage Gold

TABLE BASE	Standard in Powder Coat Stainless Steel	add	188
------------	--	-----	------------

See [Materials & Finishes](#) on page 17



1006-24SH

Table, Square, High

Outer Width	24"
Outer Depth	24"
Outer Height	20"
Carton Weight	88 lbs
Carton Volume	9 cu ft

SELF EDGE	Glass	Corian®	Stone	Laminate
Maple Veneer 4338	5048	4691	4975	4197

TABLE TOP	Corian® Standard in Glacier White Corian® in Carbon or Concrete	add 115
-----------	--	---------

GSA SIN 71116

✓ SCS Certified Indoor Advantage Gold

TABLE BASE	Standard in Powder Coat Stainless Steel	add 188
------------	--	---------

See [Materials & Finishes](#) on page 17



1006-30SH

Table, Square, High

Outer Width	30"
Outer Depth	30"
Outer Height	20"
Carton Weight	131 lbs
Carton Volume	13 cu ft

SELF EDGE	Glass	Corian®	Stone	Laminate
Maple Veneer 4745	6346	5144	5779	4586

TABLE TOP	Corian® Standard in Glacier White Corian® in Carbon or Concrete	add 177
-----------	--	---------

GSA SIN 71116

✓ SCS Certified Indoor Advantage Gold

TABLE BASE	Standard in Powder Coat Stainless Steel	add 188
------------	--	---------

See [Materials & Finishes](#) on page 17



1006-24RH

Table, Rectangle, High

Outer Width	24"
Outer Depth	20"
Outer Height	20"
Carton Weight	76 lbs
Carton Volume	8 cu ft

SELF EDGE	Glass	Corian®	Stone	Laminate	
Maple Veneer					
3740	4491	4206	4404	3698	
TABLE TOP	Corian® Standard in Glacier White				GSA SIN 71116
	Corian® in Carbon or Concrete			add	115
TABLE BASE	Standard in Powder Coat				✓ SCS Certified Indoor Advantage Gold
	Stainless Steel			add	188
					See Materials & Finishes on page 17



1006-30RH

Table, Rectangle, High

Outer Width	30"
Outer Depth	20"
Outer Height	20"
Carton Weight	97 lbs
Carton Volume	9 cu ft

SELF EDGE	Glass	Corian®	Stone	Laminate	
Maple Veneer					
4076	5035	4206	4878	3698	
TABLE TOP	Corian® Standard in Glacier White				GSA SIN 71116
	Corian® in Carbon or Concrete			add	177
TABLE BASE	Standard in Powder Coat				✓ SCS Certified Indoor Advantage Gold
	Stainless Steel			add	188
					See Materials & Finishes on page 17



1006-30SL

Table, Square, Low

Outer Width	30"
Outer Depth	30"
Outer Height	16"
Carton Weight	124 lbs
Carton Volume	13 cu ft

SELF EDGE	Glass	Corian®	Stone	Laminate
Maple Veneer 4651	6375	5054	5803	4485

TABLE TOP	Corian® Standard in Glacier White Corian® in Carbon or Concrete	add	177
-----------	--	-----	-----

GSA SIN 71116

✓ SCS Certified Indoor Advantage Gold

TABLE BASE	Standard in Powder Coat Stainless Steel	add	188
------------	--	-----	-----

See [Materials & Finishes](#) on page 17



1006-36SL

Table, Square, Low

Outer Width	36"
Outer Depth	36"
Outer Height	16"
Carton Weight	176 lbs
Carton Volume	15 cu ft

SELF EDGE	Glass	Corian®	Stone	Laminate
Maple Veneer 4808	6521	5359	6146	4512

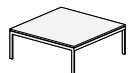
TABLE TOP	Corian® Standard in Glacier White Corian® in Carbon or Concrete	add	229
-----------	--	-----	-----

GSA SIN 71116

✓ SCS Certified Indoor Advantage Gold

TABLE BASE	Standard in Powder Coat Stainless Steel	add	281
------------	--	-----	-----

See [Materials & Finishes](#) on page 17



1006-42SL

Table, Square, Low

Outer Width	42"
Outer Depth	42"
Outer Height	16"
Carton Weight	233 lbs
Carton Volume	20 cu ft

SELF EDGE	Glass	Corian®	Stone	Laminate
Maple Veneer 6670	8324	7158	8228	6186

TABLE TOP	Corian® Standard in Glacier White Corian® in Carbon or Concrete	add	271
-----------	--	-----	-----

GSA SIN 71116

✓ SCS Certified Indoor Advantage Gold

TABLE BASE	Standard in Powder Coat Stainless Steel	add	375
------------	--	-----	-----

See [Materials & Finishes](#) on page 17



1006-24RL

Table, Rectangle, Low

Outer Width	24"
Outer Depth	20"
Outer Height	16"
Carton Weight	72 lbs
Carton Volume	8 cu ft

SELF EDGE	Glass	Corian®	Stone	Laminate
Maple Veneer 3648	4398	4113	4311	3580

TABLE TOP	Corian® Standard in Glacier White Corian® in Carbon or Concrete	add	115
-----------	--	-----	-----

GSA SIN 71116

✓ SCS Certified Indoor Advantage Gold

TABLE BASE	Standard in Powder Coat Stainless Steel	add	188
------------	--	-----	-----

See [Materials & Finishes](#) on page 17



1006-30RL

Table, Rectangle, Low

Outer Width	30"
Outer Depth	20"
Outer Height	16"
Carton Weight	93 lbs
Carton Volume	9 cu ft

SELF EDGE	Glass	Corian®	Stone	Laminate
Maple Veneer				
3984	4940	4524	4782	3893

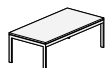
TABLE TOP	Corian® Standard in Glacier White Corian® in Carbon or Concrete	add	177
-----------	--	-----	------------

GSA SIN 71116

✓ SCS Certified Indoor Advantage Gold

TABLE BASE	Standard in Powder Coat Stainless Steel	add	188
------------	--	-----	------------

See [Materials & Finishes](#) on page 17



1006-48RL

Table, Rectangle, Low

Outer Width	48"
Outer Depth	24"
Outer Height	16"
Carton Weight	160 lbs
Carton Volume	14 cu ft

SELF EDGE	Glass	Corian®	Stone	Laminate
Maple Veneer				
5011	6570	6710	6967	4865

TABLE TOP	Corian® Standard in Glacier White Corian® in Carbon or Concrete	add	237
-----------	--	-----	------------

GSA SIN 71116

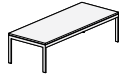
✓ SCS Certified Indoor Advantage Gold

TABLE BASE	Standard in Powder Coat Stainless Steel	add	468
------------	--	-----	------------

See [Materials & Finishes](#) on page 17

LUNDIN

Martin
/ Bratrud



1006-60RL

Table, Rectangle, Low

Outer Width	60"
Outer Depth	24"
Outer Height	16"
Carton Weight	193 lbs
Carton Volume	17 cu ft

SELF EDGE				
Maple Veneer	Glass	Corian®	Stone	Laminate
5581	7516	7242	7565	5376

TABLE TOP	Corian® Standard in Glacier White		
	Corian® in Carbon or Concrete	add	302

GSA SIN 71116

✓ SCS Certified Indoor Advantage Gold

TABLE BASE	Standard in Powder Coat		
	Stainless Steel	add	515

See [Materials & Finishes](#) on page 17

Notes

Benches

Metal Base

(Specify Martin Brattrud Finish)
Standard: Powder Coat

[View Powder Coat - Metallics](#)

[View Powder Coat - Neutrals](#)

[View Powder Coat - Color](#)

Custom Powder Coat Finish produced upon receipt of a customer supplied RAL# and fee of \$385 Net, with a minimum order of 25.

Premium: Polished Stainless Steel (**PSS**), or Satin Stainless Steel (**SSS**)

[View Stainless Steel Premiums](#)

Premium: Hand Rubbed Steel in Brushed Bronze (**BBZ**), Oiled Bronze (**OBZ**), Charcoal (**CS**) or Black (**BS**)

[View Hand Rubbed Steel Premiums](#)

Hand rubbed finishes are lacquer sealed.

Cushion Upholstery

Round Bench Standard: Cross Stitch

Square and Rectangular Bench Standard: Tufted Cushion

Options for any Bench: Classic Plain Top

(Specify detailing)

Tables

Metal Base

The same as for Benches

Top

(Specify Martin Brattrud Top and Finish)

Wood Standard: Maple Veneer

[View Maple Wood Standard Finishes](#)

Custom Wood Finish produced upon receipt of a customer's approved sample match and fee of \$200 Net for each unique finish per order.

Glass Standard: Sandblasted Bottom Starphire (**SBS**) .5" thick




































Glass No Charge Option: Starphire Clear Glass (**SCG**) .5" thick

Corian® Standard: Glacier White (**GW**) .5" thick

Corian® Premium: Concrete (**CNT**) and Carbon (**CCT**) .5" thick

Stone Standard: Black Granite (**BG**) or Carrara Marble (**CM**) .75" thick

Materials & Finishes

Metal	POWDER COAT - COLOR	 CLD Cloud	 CMT Cement	 MTL Gunmetal	 SEA Deep Sea	 VBG Vandenberg	 DNE Dune	
		 CRL Coral	 AGV Agave	 CHR Churro				
	POWDER COAT - NEUTRALS	 SRG Sugar Gloss	 SGM Sugar Matte	 CBG Carbon Gloss	 CBN Carbon Matte			
	POWDER COAT - METALLICS	 SIL Silver	 LD Lead	 BRZ Bronze	 FLI Flint	 MCA Mica		
	STAINLESS STEEL	 PSS Polished Stainless Steel	 SSS Satin Stainless Steel					
Wood	MAPLE	 MAP1 Bright	 MAP2 Natural	 MAP4 Fawn	 MAP7 Espresso	 MAP8 Iron	 MAP9 Ebony	
Corian®	CORIAN®	 GW Glacier White	 CNT Concrete	 CCT Carbon				
Stone	MARBLE AND GRANITE	 CM Carrara Marble	 BG Black Granite					
Other	LAMINATE	 LMWM White Matte	 LMBM Black Matte					
Glass	GLASS	 SBS Starphire Glass, Bottom Sandblasted	 SCG Starphire Clear Glass					

Notes

SEE FINISHES ONLINE

WOOD: <https://martinbrattrud.com/Wood>

METAL & PAINT: <https://martinbrattrud.com/Metal>

CORIAN®: <https://martinbrattrud.com/Corian®>

STONE: <https://martinbrattrud.com/Stone>