

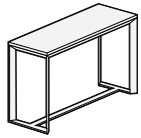
Pricelist

Effective 12/01/2022

DESIGNED BY FELICIA BALESTRERE AND ADAM STOVER

The Lutta Collection reasserts the identity of the table as a place for gathering, connecting and sharing information. Comprised of a series of communal and occasional tables in multiple sizes, shapes, materials and finishes, the Lutta Collection displays exemplary design and workmanship. Note the precision of the beveled base or the way the leg meets the plane of the tabletop.





801-72NB

Communal Table, Bar Height, Narrow

Outer Width	72"
Outer Depth	24"
Outer Height	42"

VENEER WITH PLYWOOD EDGE				
Ash	Maple	Walnut	Corian®	Laminate
8054	8054	8106	7799	7332

TABLE TOP	Corian® Standard in Glacier White Corian® in Carbon or Concrete	add	489
-----------	--	-----	------------

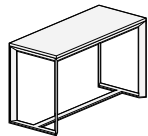
See Power Options Worksheet.

GSA SIN 71116

TABLE BASE	Standard in Powder Coat Hand Rubbed Steel	add	390
------------	--	-----	------------

✓ SCS Certified Indoor Advantage Gold

See [Materials & Finishes](#) on page 11



801-72B

Communal Table, Bar Height

Outer Width	72"
Outer Depth	30"
Outer Height	42"

VENEER WITH PLYWOOD EDGE				
Ash	Maple	Walnut	Corian®	Laminate
9050	9050	9103	8760	8238

TABLE TOP	Corian® Standard in Glacier White Corian® in Carbon or Concrete	add	489
-----------	--	-----	------------

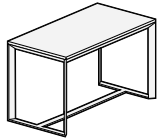
See Power Options Worksheet.

GSA SIN 71116

TABLE BASE	Standard in Powder Coat Hand Rubbed Steel	add	390
------------	--	-----	------------

✓ SCS Certified Indoor Advantage Gold

See [Materials & Finishes](#) on page 11



801-72WB

Communal Table, Bar Height, Wide

Outer Width	72"
Outer Depth	36"
Outer Height	42"

VENEER WITH PLYWOOD EDGE					
Ash	Maple	Walnut	Corian®	Laminate	
9764	9764	9819	10253	9841	

TABLE TOP	Corian® Standard in Glacier White Corian® in Carbon or Concrete	add	489
-----------	--	-----	------------

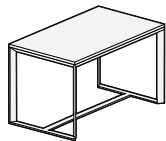
See Power Options Worksheet.

GSA SIN 71116

TABLE BASE	Standard in Powder Coat Hand Rubbed Steel	add	390
------------	--	-----	------------

✓ SCS Certified Indoor Advantage Gold

See [Materials & Finishes](#) on page 11



801-72EB

Communal Table, Bar Height, Extra Wide

Outer Width	72"
Outer Depth	42"
Outer Height	42"

VENEER WITH PLYWOOD EDGE					
Ash	Maple	Walnut	Corian®	Laminate	
10740	10740	10794	12022	10825	

TABLE TOP	Corian® Standard in Glacier White Corian® in Carbon or Concrete	add	489
-----------	--	-----	------------

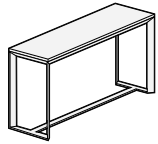
See Power Options Worksheet.

GSA SIN 71116

TABLE BASE	Standard in Powder Coat Hand Rubbed Steel	add	390
------------	--	-----	------------

✓ SCS Certified Indoor Advantage Gold

See [Materials & Finishes](#) on page 11



801-84NB

Communal Table, Bar Height, Narrow

Outer Width	84"
Outer Depth	24"
Outer Height	42"

VENEER WITH PLYWOOD EDGE				
Ash	Maple	Walnut	Corian®	Laminate
8955	8955	9025	8649	8114

TABLE TOP	Corian® Standard in Glacier White Corian® in Carbon or Concrete	add	622
-----------	--	-----	------------

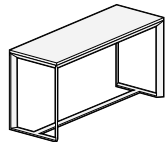
See Power Options Worksheet.

GSA SIN 71116

TABLE BASE	Standard in Powder Coat Hand Rubbed Steel	add	470
------------	--	-----	------------

✓ SCS Certified Indoor Advantage Gold

See [Materials & Finishes](#) on page 11



801-84B

Communal Table, Bar Height

Outer Width	84"
Outer Depth	30"
Outer Height	42"

VENEER WITH PLYWOOD EDGE				
Ash	Maple	Walnut	Corian®	Laminate
10061	10061	10133	9719	9114

TABLE TOP	Corian® Standard in Glacier White Corian® in Carbon or Concrete	add	622
-----------	--	-----	------------

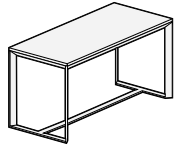
See Power Options Worksheet.

GSA SIN 71116

TABLE BASE	Standard in Powder Coat Hand Rubbed Steel	add	470
------------	--	-----	------------

✓ SCS Certified Indoor Advantage Gold

See [Materials & Finishes](#) on page 11



801-84WB

Communal Table, Bar Height, Wide

Outer Width	84"
Outer Depth	36"
Outer Height	42"

VENEER WITH PLYWOOD EDGE				
Ash	Maple	Walnut	Corian®	Laminate
10725	10725	10796	10930	9684

TABLE TOP	Corian® Standard in Glacier White Corian® in Carbon or Concrete	add	622
-----------	--	-----	------------

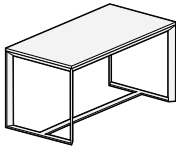
See Power Options Worksheet.

GSA SIN 71116

TABLE BASE	Standard in Powder Coat Hand Rubbed Steel	add	470
------------	--	-----	------------

✓ SCS Certified Indoor Advantage Gold

See [Materials & Finishes](#) on page 11



801-84EB

Communal Table, Bar Height, Extra Wide

Outer Width	84"
Outer Depth	42"
Outer Height	42"

VENEER WITH PLYWOOD EDGE				
Ash	Maple	Walnut	Corian®	Laminate
11796	11796	11867	11276	11589

TABLE TOP	Corian® Standard in Glacier White Corian® in Carbon or Concrete	add	622
-----------	--	-----	------------

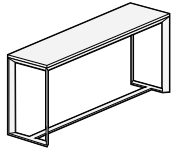
See Power Options Worksheet.

GSA SIN 71116

TABLE BASE	Standard in Powder Coat Hand Rubbed Steel	add	470
------------	--	-----	------------

✓ SCS Certified Indoor Advantage Gold

See [Materials & Finishes](#) on page 11



801-96NB

Communal Table, Bar Height, Narrow

Outer Width	96"
Outer Depth	24"
Outer Height	42"

VENEER WITH PLYWOOD EDGE				
Ash	Maple	Walnut	Corian®	Laminate
9399	9399	9488	9316	8810

TABLE TOP	Corian® Standard in Glacier White Corian® in Carbon or Concrete	add	756
-----------	--	-----	-----

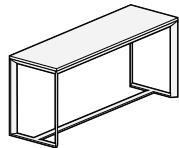
See Power Options Worksheet.

GSA SIN 71116

TABLE BASE	Standard in Powder Coat Hand Rubbed Steel	add	545
------------	--	-----	-----

✓ SCS Certified Indoor Advantage Gold

See [Materials & Finishes](#) on page 11



801-96B

Communal Table, Bar Height

Outer Width	96"
Outer Depth	30"
Outer Height	42"

VENEER WITH PLYWOOD EDGE				
Ash	Maple	Walnut	Corian®	Laminate
10560	10560	10650	10467	9899

TABLE TOP	Corian® Standard in Glacier White Corian® in Carbon or Concrete	add	756
-----------	--	-----	-----

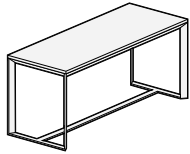
See Power Options Worksheet.

GSA SIN 71116

TABLE BASE	Standard in Powder Coat Hand Rubbed Steel	add	545
------------	--	-----	-----

✓ SCS Certified Indoor Advantage Gold

See [Materials & Finishes](#) on page 11



801-96WB

Communal Table, Bar Height, Wide

Outer Width	96"
Outer Depth	36"
Outer Height	42"

VENEER				
Ash	Maple	Walnut	Corian®	Laminate
11334	11334	11422	11283	10567

TABLE TOP	Corian® Standard in Glacier White Corian® in Carbon or Concrete	add	756
-----------	--	-----	------------

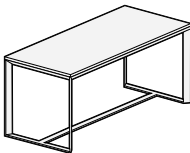
See Power Options Worksheet.

GSA SIN 71116

TABLE BASE	Standard in Powder Coat Hand Rubbed Steel	add	545
------------	--	-----	------------

✓ SCS Certified Indoor Advantage Gold

See [Materials & Finishes](#) on page 11



801-96EB

Communal Table, Bar Height, Extra Wide

Outer Width	96"
Outer Depth	42"
Outer Height	42"

VENEER WITH PLYWOOD EDGE				
Ash	Maple	Walnut	Corian®	Laminate
12467	12467	12556	12411	11622

TABLE TOP	Corian® Standard in Glacier White Corian® in Carbon or Concrete	add	756
-----------	--	-----	------------

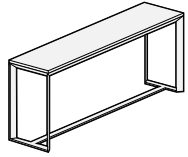
See Power Options Worksheet.

GSA SIN 71116

TABLE BASE	Standard in Powder Coat Hand Rubbed Steel	add	545
------------	--	-----	------------

✓ SCS Certified Indoor Advantage Gold

See [Materials & Finishes](#) on page 11



801-108NB

Communal Table, Bar Height, Narrow

Outer Width	108"
Outer Depth	24"
Outer Height	42"

VENEER WITH PLYWOOD EDGE				
Ash	Maple	Walnut	Corian®	Laminate
10356	10356	10463	10224	9744

TABLE TOP	Corian® Standard in Glacier White Corian® in Carbon or Concrete	add	928
-----------	--	-----	------------

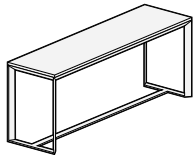
See Power Options Worksheet.

GSA SIN 71116

TABLE BASE	Standard in Powder Coat Hand Rubbed Steel	add	570
------------	--	-----	------------

✓ SCS Certified Indoor Advantage Gold

See [Materials & Finishes](#) on page 11



801-108B

Communal Table, Bar Height

Outer Width	108"
Outer Depth	30"
Outer Height	42"

VENEER WITH PLYWOOD EDGE				
Ash	Maple	Walnut	Corian®	Laminate
11637	11637	11742	11486	10891

TABLE TOP	Corian® Standard in Glacier White Corian® in Carbon or Concrete	add	928
-----------	--	-----	------------

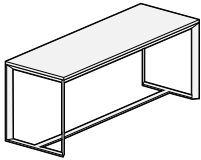
See Power Options Worksheet.

GSA SIN 71116

TABLE BASE	Standard in Powder Coat Hand Rubbed Steel	add	570
------------	--	-----	------------

✓ SCS Certified Indoor Advantage Gold

See [Materials & Finishes](#) on page 11



801-108WB

Communal Table, Bar Height, Wide

Outer Width	108"
Outer Depth	36"
Outer Height	42"

VENEER WITH PLYWOOD EDGE				
Ash	Maple	Walnut	Corian®	Laminate
12414	12414	12472	12295	11975

TABLE TOP	Corian® Standard in Glacier White Corian® in Carbon or Concrete	add	928
-----------	--	-----	------------

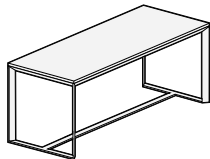
See Power Options Worksheet.

GSA SIN 71116

TABLE BASE	Standard in Powder Coat Hand Rubbed Steel	add	570
------------	--	-----	------------

✓ SCS Certified Indoor Advantage Gold

See [Materials & Finishes](#) on page 11



801-108EB

Communal Table, Bar Height, Extra Wide

Outer Width	108"
Outer Depth	42"
Outer Height	42"

VENEER WITH PLYWOOD EDGE			
Ash	Maple	Walnut	Corian®
13654	13654	13759	13522

TABLE TOP	Corian® Standard in Glacier White Corian® in Carbon or Concrete	add	928
-----------	--	-----	------------

See Power Options Worksheet.

GSA SIN 71116

TABLE BASE	Standard in Powder Coat Hand Rubbed Steel	add	570
------------	--	-----	------------

✓ SCS Certified Indoor Advantage Gold

See [Materials & Finishes](#) on page 11

Notes

Metal Base

(Specify Martin Brattrud Finish)

Standard: Powder Coat

[View Powder Coat - Metallics](#)

[View Powder Coat - Neutrals](#)

[View Powder Coat - Color](#)

Custom Powder Coat Finish produced upon receipt of a customer supplied RAL# and fee of \$385 Net, with a minimum order of 2.

Premium: Polished Stainless Steel (**PSS**), or Satin Stainless Steel (**SSS**)

[View Stainless Steel Premiums](#)

Premium: Hand Rubbed Steel in Brushed Bronze (**BBZ**), Oiled Bronze (**OBZ**), Charcoal (**CS**) or Black (**BS**)

[View Hand Rubbed Steel Premiums](#)

Hand rubbed finishes are lacquer sealed.

Table Top

(Specify Martin Brattrud Finish)

Standard: Ash Veneer Ply Edge, 1" thick

No Charge Option: Maple Veneer Ply Edge

Premium: Walnut Veneer Ply Edge

[View Ash Wood Standard Finishes](#)

[View Maple Wood Standard Finishes](#)

[View Walnut Wood Standard Finishes](#)

Custom Wood Finish produced upon receipt of a customer's approved sample match and fee of \$200 Net for each unique finish per order.












































Corian® Standard: Glacier White (**GW**), .5" thick

Corian® Premium: Concrete (**CNT**) or Carbon (**CCT**)

Stone Standard: Black Granite (**BG**) or Carrara Marble (**CM**), .75" thick

Laminate with edge banding (Specify Martin Brattrud Standards)

Materials & Finishes

Metal	POWDER COAT - COLOR	 CLD Cloud	 CMT Cement	 MTL Gunmetal	 FLX Flax	 FST Firesticks	 SEA Deep Sea	
		 VBG Vandenberg						
	POWDER COAT - NEUTRALS	 SRG Sugar Gloss	 SGM Sugar Matte	 CBG Carbon Gloss	 CBN Carbon Matte			
	POWDER COAT - METALLICS	 SIL Silver	 LD Lead	 BRZ Bronze				
	HAND RUBBED STEEL	 BBZ Brushed Bronze	 OBZ Oiled Bronze	 CS Charcoal	 BS Black			
Wood	ASH	 ASH1 Shoji	 ASH2 Cinder	 ASH3 Storm	 ASH4 Dirty Martini	 ASH5 Terracotta	 ASH6 Cove	
		 ASH7 Jalama	 ASH8 Natural	 ASH9 Coal				
	MAPLE	 MAP1 Bright	 MAP2 Natural	 MAP3 Auburn	 MAP4 Fawn	 MAP5 Java	 MAP6 Royal	
	 MAP7 Espresso	 MAP8 Iron	 MAP9 Ebony					
	WALNUT	 WAL1 Natural	 WAL2 Deep					
Corian®	CORIAN®	 GW Glacier White	 CNT Concrete	 CCT Carbon				
Other	LAMINATE	 LWM White Matte	 LBM Black Matte					

Notes

SEE FINISHES ONLINE

WOOD: <https://martinbrattrud.com/Wood>

METAL & PAINT: <https://martinbrattrud.com/Metal>

CORIAN®: <https://martinbrattrud.com/Corian®>

STONE: <https://martinbrattrud.com/Stone>