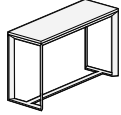


Style	Ash Top	Maple Top	Wal Top	Corian®	P-Lam		Dimensions
	Ply Edge	Ply Edge	Ply Edge	Glacier	White		

Lutta	Communal Tables	6818	6818	6863	6601	6206	OW 72
801-72NB	Bar Height Narrow	For 36" Counter Height, deduct \$148					OD 24
							OH 42



Metal Base

- Standard: Powder Coat (Specify Martin Bratrud Color)
- Premium: Hand Rubbed Steel in Brushed Bronze (**BBZ**), Oiled Bronze (**OBZ**), Charcoal (**CS**) or Black (**BS**), add \$390

Table Top

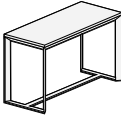
- Specify from Material Offerings priced above (For Wood Specify Standard Martin Bratrud Finish)
- Corian® Standard: Glacier White (**GW**)
- Corian® Premium: Concrete (**CNT**) or Carbon (**CCT**), add \$489
- Laminate with edge banding (Specify Martin Bratrud Standards)

Power Options

See Lutta Worksheet for packages, pricing and placement.

GSA SIN 711-11

Lutta	Communal Tables	7661	7661	7706	7416	6974	OW 72
801-72B	Bar Height	For 36" Counter Height, deduct \$148					OD 30
							OH 42



Metal Base

- Standard: Powder Coat (Specify Martin Bratrud Color)
- Premium: Hand Rubbed Steel in Brushed Bronze (**BBZ**), Oiled Bronze (**OBZ**), Charcoal (**CS**) or Black (**BS**), add \$390

Table Top

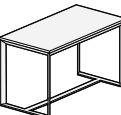
- Specify from Material Offerings priced above (For Wood Specify Standard Martin Bratrud Finish)
- Corian® Standard: Glacier White (**GW**)
- Corian® Premium: Concrete (**CNT**) or Carbon (**CCT**), add \$489
- Laminate with edge banding (Specify Martin Bratrud Standards)

Power Options

See Lutta Worksheet for packages, pricing and placement.

GSA SIN 711-11

Lutta	Communal Tables	8267	8267	8312	9252	8331	OW 72
801-72WB	Bar Height Wide	For 36" Counter Height, deduct \$148					OD 36
							OH 42



Metal Base

- Standard: Powder Coat (Specify Martin Bratrud Color)
- Premium: Hand Rubbed Steel in Brushed Bronze (**BBZ**), Oiled Bronze (**OBZ**), Charcoal (**CS**) or Black (**BS**), add \$390

Table Top

- Specify from Material Offerings priced above (For Wood Specify Standard Martin Bratrud Finish)
- Corian® Standard: Glacier White (**GW**)
- Corian® Premium: Concrete (**CNT**) or Carbon (**CCT**), add \$489
- Laminate with edge banding (Specify Martin Bratrud Standards)

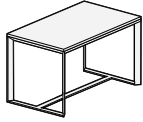
Power Options

See Lutta Worksheet for packages, pricing and placement.

GSA SIN 711-11

Style	Ash Top Ply Edge	Maple Top Ply Edge	Wal Top Ply Edge	Corian® P-Lam Glacier White					Dimensions
-------	---------------------	-----------------------	---------------------	-----------------------------------	--	--	--	--	------------

Lutta	Communal Tables	9093	9093	9138	10177	9164			OW 72
801-72EB	Bar Height Extra Wide	For 36" Counter Height, deduct \$148							OD 42 OH 42



Metal Base

- Standard: Powder Coat (Specify Martin Bratrud Color)
- Premium: Hand Rubbed Steel in Brushed Bronze (**BBZ**), Oiled Bronze (**OBZ**), Charcoal (**CS**) or Black (**BS**), add \$390

Table Top

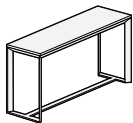
- Specify from Material Offerings priced above (For Wood Specify Standard Martin Bratrud Finish)
- Corian® Standard: Glacier White (**GW**)
- Corian® Premium: Concrete (**CNT**) or Carbon (**CCT**), add \$489
- Laminate with edge banding (Specify Martin Bratrud Standards)

Power Options

See Lutta Worksheet for packages, pricing and placement.

GSA SIN 711-11

Lutta	Communal Tables	7580	7580	7640	7323	6868			OW 84
801-84NB	Bar Height Narrow	For 36" Counter Height, deduct \$148							OD 24 OH 42



Metal Base

- Standard: Powder Coat (Specify Martin Bratrud Color)
- Premium: Hand Rubbed Steel in Brushed Bronze (**BBZ**), Oiled Bronze (**OBZ**), Charcoal (**CS**) or Black (**BS**), add \$470

Table Top

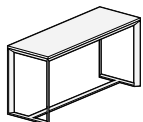
- Specify from Material Offerings priced above (For Wood Specify Standard Martin Bratrud Finish)
- Corian® Standard: Glacier White (**GW**)
- Corian® Premium: Concrete (**CNT**) or Carbon (**CCT**), add \$622
- Laminate with edge banding (Specify Martin Bratrud Standards)

Power Options

See Lutta Worksheet for packages, pricing and placement.

GSA SIN 711-11

Lutta	Communal Tables	8517	8517	8577	8228	7716			OW 84
801-84B	Bar Height	For 36" Counter Height, deduct \$148							OD 30 OH 42



Metal Base

- Standard: Powder Coat (Specify Martin Bratrud Color)
- Premium: Hand Rubbed Steel in Brushed Bronze (**BBZ**), Oiled Bronze (**OBZ**), Charcoal (**CS**) or Black (**BS**), add \$470

Table Top

- Specify from Material Offerings priced above (For Wood Specify Standard Martin Bratrud Finish)
- Corian® Standard: Glacier White (**GW**)
- Corian® Premium: Concrete (**CNT**) or Carbon (**CCT**), add \$622
- Laminate with edge banding (Specify Martin Bratrud Standards)

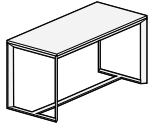
Power Options

See Lutta Worksheet for packages, pricing and placement.

GSA SIN 711-11

Style	Ash Top Maple Top Wal Top Corian® P-Lam					Dimensions
	Ply Edge	Ply Edge	Ply Edge	Glacier White		

Lutta	Communal Tables	9079	9079	9139	8679	8198	OW	84
801-84WB	Bar Height Wide	For 36" Counter Height, deduct \$148					OD	36
							OH	42



Metal Base

- Standard: Powder Coat (Specify Martin Bratrud Color)
- Premium: Hand Rubbed Steel in Brushed Bronze (**BBZ**), Oiled Bronze (**OBZ**), Charcoal (**CS**) or Black (**BS**), add \$470

Table Top

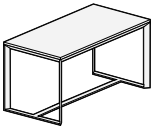
- Specify from Material Offerings priced above (For Wood Specify Standard Martin Bratrud Finish)
- Corian® Standard: Glacier White (**GW**)
- Corian® Premium: Concrete (**CNT**) or Carbon (**CCT**), add \$622
- Laminate with edge banding (Specify Martin Bratrud Standards)

Power Options

See Lutta Worksheet for packages, pricing and placement.

GSA SIN 711-11

Lutta	Communal Tables	9986	9986	10046	9547	9811	OW	84
801-84EB	Bar Height Extra Wide	For 36" Counter Height, deduct \$148					OD	42
							OH	42



Metal Base

- Standard: Powder Coat (Specify Martin Bratrud Color)
- Premium: Hand Rubbed Steel in Brushed Bronze (**BBZ**), Oiled Bronze (**OBZ**), Charcoal (**CS**) or Black (**BS**), add \$470

Table Top

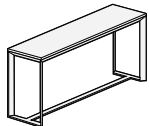
- Specify from Material Offerings priced above (For Wood Specify Standard Martin Bratrud Finish)
- Corian® Standard: Glacier White (**GW**)
- Corian® Premium: Concrete (**CNT**) or Carbon (**CCT**), add \$622
- Laminate with edge banding (Specify Martin Bratrud Standards)

Power Options

See Lutta Worksheet for packages, pricing and placement.

GSA SIN 711-11

Lutta	Communal Tables	7957	7957	8032	7886	7458	OW	96
801-96NB	Bar Height Narrow	For 36" Counter Height, deduct \$148					OD	24
							OH	42



Metal Base

- Standard: Powder Coat (Specify Martin Bratrud Color)
- Premium: Hand Rubbed Steel in Brushed Bronze (**BBZ**), Oiled Bronze (**OBZ**), Charcoal (**CS**) or Black (**BS**), add \$545

Table Top

- Specify from Material Offerings priced above (For Wood Specify Standard Martin Bratrud Finish)
- Corian® Standard: Glacier White (**GW**)
- Corian® Premium: Concrete (**CNT**) or Carbon (**CCT**), add \$756
- Laminate with edge banding (Specify Martin Bratrud Standards)

Power Options

See Lutta Worksheet for packages, pricing and placement.

GSA SIN 711-11

Style	Material Options							Dimensions
	Ash Top Ply Edge	Maple Top Ply Edge	Wal Top Ply Edge	Corian® Glacier White	P-Lam	Ash Veneer	Maple Veneer	

Lutta	Communal Tables	8941	8941	9016	8861	8380		OW 96
801-96B	Bar Height							OD 30 OH 42

For 36" Counter Height, deduct \$148

Metal Base

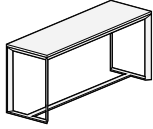
- Standard: Powder Coat (Specify Martin Brattrud Color)
- Premium: Hand Rubbed Steel in Brushed Bronze (**BBZ**), Oiled Bronze (**OBZ**), Charcoal (**CS**) or Black (**BS**), add \$545

Table Top

- Specify from Material Offerings priced above
(For Wood Specify Standard Martin Brattrud Finish)
- Corian® Standard: Glacier White (**GW**)
- Corian® Premium: Concrete (**CNT**) or Carbon (**CCT**), add \$756
- Laminate with edge banding (Specify Martin Brattrud Standards)

Power Options

See Lutta Worksheet for packages, pricing and placement.



GSA SIN 711-11

Lutta	Communal Tables		9552	8945	9596	9596	9671	OW 96
801-96WB	Bar Height Wide							OD 36 OH 42

For 36" Counter Height, deduct \$148

Metal Base

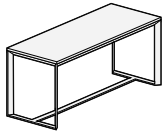
- Standard: Powder Coat (Specify Martin Brattrud Color)
- Premium: Hand Rubbed Steel in Brushed Bronze (**BBZ**), Oiled Bronze (**OBZ**), Charcoal (**CS**) or Black (**BS**), add \$545

Table Top

- Specify from Material Offerings priced above
(For Wood Specify Standard Martin Brattrud Finish)
- Corian® Standard: Glacier White (**GW**)
- Corian® Premium: Concrete (**CNT**) or Carbon (**CCT**), add \$756
- Laminate with edge banding (Specify Martin Brattrud Standards)

Power Options

See Lutta Worksheet for packages, pricing and placement.



GSA SIN 711-11

Lutta	Communal Tables	10555	10555	10630	10507	9839		OW 96
801-96EB	Bar Height Extra Wide							OD 42 OH 42

For 36" Counter Height, deduct \$148

Metal Base

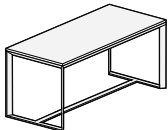
- Standard: Powder Coat (Specify Martin Brattrud Color)
- Premium: Hand Rubbed Steel in Brushed Bronze (**BBZ**), Oiled Bronze (**OBZ**), Charcoal (**CS**) or Black (**BS**), add \$545

Table Top

- Specify from Material Offerings priced above
(For Wood Specify Standard Martin Brattrud Finish)
- Corian® Standard: Glacier White (**GW**)
- Corian® Premium: Concrete (**CNT**) or Carbon (**CCT**), add \$756
- Laminate with edge banding (Specify Martin Brattrud Standards)

Power Options

See Lutta Worksheet for packages, pricing and placement.



GSA SIN 711-11

Martin Bratrud Inc.

Style		Ash Top Ply Edge	Maple Top Ply Edge	Wal Top Ply Edge	Corian® Glacier White	P-Lam		Dimensions
-------	--	---------------------	-----------------------	---------------------	-----------------------------	-------	--	------------

Lutta	Communal Tables	8767	8767	8857	8655	8250		OW 108
801-108NB	Bar Height Narrow	For 36" Counter Height, deduct \$148						OD 24 OH 42

Metal Base

- Standard: Powder Coat (Specify Martin Bratrud Color)
- Premium: Hand Rubbed Steel in Brushed Bronze (**BBZ**), Oiled Bronze (**OBZ**), Charcoal (**CS**) or Black (**BS**), add \$570

Table Top

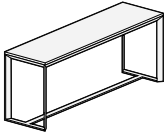
- Specify from Material Offerings priced above
(For Wood Specify Standard Martin Bratrud Finish)
- Corian® Standard: Glacier White (**GW**)
- Corian® Premium: Concrete (**CNT**) or Carbon (**CCT**), add \$928
- Laminate with edge banding (Specify Martin Bratrud Standards)

Power Options

See Lutta Worksheet for packages, pricing and placement.

GSA SIN 711-11

Lutta	Communal Tables	9851	9851	9941	9725	9220		OW 108
801-108B	Bar Height	For 36" Counter Height, deduct \$148						OD 30 OH 42



Metal Base

- Standard: Powder Coat (Specify Martin Bratrud Color)
- Premium: Hand Rubbed Steel in Brushed Bronze (**BBZ**), Oiled Bronze (**OBZ**), Charcoal (**CS**) or Black (**BS**), add \$570

Table Top

- Specify from Material Offerings priced above
(For Wood Specify Standard Martin Bratrud Finish)
- Corian® Standard: Glacier White (**GW**)
- Corian® Premium: Concrete (**CNT**) or Carbon (**CCT**), add \$928
- Laminate with edge banding (Specify Martin Bratrud Standards)

Power Options

See Lutta Worksheet for packages, pricing and placement.

GSA SIN 711-11

Lutta	Communal Tables	10509	10509	10559	10408	10137		OW 108
801-108WB	Bar Height Wide	For 36" Counter Height, deduct \$148						OD 36 OH 42

Metal Base

- Standard: Powder Coat (Specify Martin Bratrud Color)
- Premium: Hand Rubbed Steel in Brushed Bronze (**BBZ**), Oiled Bronze (**OBZ**), Charcoal (**CS**) or Black (**BS**), add \$570

Table Top

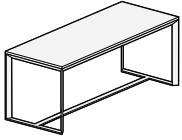
- Specify from Material Offerings priced above
(For Wood Specify Standard Martin Bratrud Finish)
- Corian® Standard: Glacier White (**GW**)
- Corian® Premium: Concrete (**CNT**) or Carbon (**CCT**), add \$928
- Laminate with edge banding (Specify Martin Bratrud Standards)

Power Options

See Lutta Worksheet for packages, pricing and placement.

GSA SIN 711-11

Style	Ash Top Maple Top Wal Top Corian® Glass P-Lam Stone				Dimensions	
	Ply Edge	Ply Edge	Ply Edge	Glacier White		
Lutta	Communal Tables	11559	11559	11649	11448	OW 108
801-108EB	Bar Height Extra Wide	For 36" Counter Height, deduct \$148				OD 42 OH 42



Metal Base

- Standard: Powder Coat (Specify Martin Bratrud Color)
- Premium: Hand Rubbed Steel in Brushed Bronze (**BBZ**), Oiled Bronze (**OBZ**), Charcoal (**CS**) or Black (**BS**), add \$570

Table Top

- Specify from Material Offerings priced above (For Wood Specify Standard Martin Bratrud Finish)
- Corian® Standard: Glacier White (**GW**)
- Corian® Premium: Concrete (**CNT**) or Carbon (**CCT**), add \$928
- Laminate with edge banding (Specify Martin Bratrud Standards)

Power Options

See Lutta Worksheet for packages, pricing and placement.

GSA SIN 711-11

Lutta	Coffee Tables	2160	2160	2205	2247	2756	1910	3212	OW 30
801-30C	Round								OD 30 OH 16

Metal Base

- Standard: Powder Coat (Specify Martin Bratrud Color)
- Premium: Hand Rubbed Steel in Brushed Bronze (**BBZ**), Oiled Bronze (**OBZ**), Charcoal (**CS**) or Black (**BS**), add \$270

Table Top

- Specify from Material Offerings priced above (For Wood Specify Standard Martin Bratrud Finish)
- Corian® Standard: Glacier White (**GW**)
- Corian® Premium: Concrete (**CNT**) or Carbon (**CCT**), add \$330
- Laminate with edge banding (Specify Martin Bratrud Standards)

Power Options

See Lutta Worksheet for packages, pricing and placement.

GSA SIN 711-11

Martin Brattrud Inc.

Style		Ash Top	Maple Top	Wal Top	Glass	Corian®	P-Lam Stone	Dimensions
		Ply Edge	Ply Edge	Ply Edge		Glacier White		
Lutta	Coffee Tables	2947	2947	2992	4126	3067	2519 4617	
801-48OV	Oval							OW 48 OD 30 OH 16
	Metal Base	<ul style="list-style-type: none"> Standard: Powder Coat (Specify Martin Brattrud Color) Premium: Hand Rubbed Steel in Brushed Bronze (BBZ), Oiled Bronze (OBZ), Charcoal (CS) or Black (BS), add \$390 						
	Table Top	<ul style="list-style-type: none"> Specify from Material Offerings priced above (For Wood Specify Standard Martin Brattrud Finish) Corian® Standard: Glacier White (GW) Corian® Premium: Concrete (CNT) or Carbon (CCT), add \$385 Laminate with edge banding (Specify Martin Brattrud Standards) 						
	Power Options	See Lutta Worksheet for packages, pricing and placement.						

GSA SIN 711-11

Lutta	Coffee Tables	2704	2704	2749	3280	2786	2416 4137	
801-48R	Rectangle							OW 48 OD 24 OH 16
	Metal Base	<ul style="list-style-type: none"> Standard: Powder Coat (Specify Martin Brattrud Color) Premium: Hand Rubbed Steel in Brushed Bronze (BBZ), Oiled Bronze (OBZ), Charcoal (CS) or Black (BS), add \$280 						
	Table Top	<ul style="list-style-type: none"> Specify from Material Offerings priced above (For Wood Specify Standard Martin Brattrud Finish) Corian® Standard: Glacier White (GW) Corian® Premium: Concrete (CNT) or Carbon (CCT), add \$330 Laminate with edge banding (Specify Martin Brattrud Standards) 						
	Power Options	See Lutta Worksheet for packages, pricing and placement.						

GSA SIN 711-11

Lutta Details

Metal Base

Standard: Powder Coat

[View Powder Coat - Metallics](#)

[View Powder Coat - Neutrals](#)

[View Powder Coat - Color](#)

Custom Powder Coat Finish produced upon receipt of a customer supplied RAL# and fee of \$285 Net, with a minimum order of 2.

(Specify Martin Brattrud Color)

Premium: Stainless Steel or Hand Rubbed Steel

[View Stainless Steel Premiums](#)

[View Hand Rubbed Steel Premiums](#)

Table Top

Standard: Ash Veneer Ply Edge, 1" thick

No Charge Option: Maple Veneer Ply Edge

Premium: Walnut Veneer Ply Edge

[View Ash Wood Standard Finishes](#)

[View Maple Wood Standard Finishes](#)

[View Walnut Wood Standard Finishes](#)

(Specify standard Martin Brattrud Finish)

Custom Wood Finish produced upon receipt of a customer's approved sample match and fee of \$150 Net for each unique finish per order.

Corian® Standard: Glacier White (**GW**), .5" thick

Corian® Premium: Concrete (**CNT**) or Carbon (**CCT**)

Stone Standard: Black Granite (**BG**) or Carrara Marble (**CM**), .75" thick

Laminate with edge banding (Specify Martin Brattrud Standards)