

MEDINAH

Martin
/ Bratrud

Pricelist

Effective 01/07/2025

DESIGNED BY BRIAN GRAHAM

Medinah draws new lines in space planning for the open-concept work environment. Shared, private and community spaces all find a home. Two-sided seating defines gathering and work spaces that support a variety of working styles. Three back heights, three arm depths, and 30° and 45° bends offer the ability to fine-tune an exact degree of privacy. Configure Medinah to be open and free-flowing, private and sheltered, or anywhere in between.



LOW BACK	2
MID BACK	26
HIGH BACK	49
BENCHES	69
TABLES	71
BANQUETTES	80
MATERIALS & FINISHES	87



1924-20

Low Back, Chair, Armless

Single Upholstery		yds	sqft
		4.25	77

Multiple Upholstery	Body, Seat Cushion	4	72
	Lumbar Cushion	1.5	27

Outer Width	34"
Outer Depth	28"
Outer Height	33"
Seat Height	17.5"
Seat Depth	20"
Carton Weight	80 lbs
Carton Volume	23 cu ft

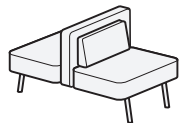
COM	COL	MB LEATHER		GRADE-IN FABRICS								
		A	B	1	2	3	4	5	6	7	8	9
2582	2840	3806	4112	2854	2939	3024	3109	3194	3279	3364	3449	3534

METAL FINISHES Standard in Powder Coat Stainless Steel add **404**

GSA SIN 33721

✓ SCS Certified Indoor Advantage
 ✓ Healthcare Without Harm Healthy Interiors

See [Materials & Finishes](#) on page 87



1924-20BTB

Low Back, Back-to-Back Chair, Armless

Single Upholstery		yds	sqft
		5.25	95

Multiple Upholstery	Body, Seat Cushion	5	90
	Lumbar Cushion	3	54

Outer Width	34"
Outer Depth	52"
Outer Height	33"
Seat Height	17.5"
Seat Depth	20"
Carton Volume	42 cu ft

COM	COL	MB LEATHER		GRADE-IN FABRICS								
		A	B	1	2	3	4	5	6	7	8	9
4405	4846	5917	6295	4741	4846	4951	5056	5161	5266	5371	5476	5581

METAL FINISHES Standard in Powder Coat Stainless Steel add **458**

GSA SIN 33721

✓ SCS Certified Indoor Advantage Gold

See [Materials & Finishes](#) on page 87

Low Back, Chair, 1/2 Arm



1924-21

		yds	sqft
Single Upholstery		4.25	77

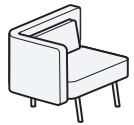
Multiple Upholstery	Body, Seat Cushion	4	72
	Lumbar Cushion	1.5	27

Outer Width	38"
Outer Depth	28"
Outer Height	33"
Seat Height	17.5"
Seat Depth	20"
Arm Height	33"
Carton Weight	120 lbs
Carton Volume	26 cu ft



1924-23

Low Back, Chair, Full Arm



1924-22

		yds	sqft
Single Upholstery		5.75	104

Multiple Upholstery	Body, Seat Cushion	5.5	99
	Lumbar Cushion	1.5	27

Outer Width	38"
Outer Depth	28"
Outer Height	33"
Seat Height	17.5"
Seat Depth	20"
Arm Height	33"
Carton Weight	120 lbs
Carton Volume	26 cu ft



1924-24

COM	COL	MB LEATHER		GRADE-IN FABRICS								
		A	B	1	2	3	4	5	6	7	8	9
2755	3031	3979	4285	3027	3112	3197	3282	3367	3452	3537	3622	3707

METAL FINISHES	Standard in Powder Coat Stainless Steel	add 404	GSA SIN 33721
			✓ SCS Certified Indoor Advantage Gold
			See Materials & Finishes on page 87

COM	COL	MB LEATHER		GRADE-IN FABRICS								
		A	B	1	2	3	4	5	6	7	8	9
2920	3212	4576	4990	3288	3403	3518	3633	3748	3863	3978	4093	4208

METAL FINISHES	Standard in Powder Coat Stainless Steel	add 404	GSA SIN 33721
			✓ SCS Certified Indoor Advantage Gold
			See Materials & Finishes on page 87




1924-27

Low Back, Chair, 1/2 Arms

Single Upholstery		yds	sqft
		5.25	95

Multiple Upholstery			
Body, Seat Cushion		5	90
Lumbar Cushion		1.5	27

Outer Width	42"
Outer Depth	28"
Outer Height	33"
Seat Height	17.5"
Seat Depth	20"
Arm Height	33"
Width between Arms	34"
Carton Weight	140 lbs
Carton Volume	29 cu ft



1924-28

Low Back, Chair, Full Arms

Single Upholstery		yds	sqft
		7.25	131

Multiple Upholstery			
Body, Seat Cushion		7	126
Lumbar Cushion		1.5	27

Outer Width	42"
Outer Depth	28"
Outer Height	33"
Seat Height	17.5"
Seat Depth	20"
Arm Height	33"
Width between Arms	34"
Carton Weight	150 lbs
Carton Volume	29 cu ft

COM	COL	MB LEATHER		GRADE-IN FABRICS								
		A	B	1	2	3	4	5	6	7	8	9
2983	3281	4495	4873	3319	3424	3529	3634	3739	3844	3949	4054	4159

METAL FINISHES Standard in Powder Coat Stainless Steel add **404**

GSA SIN 33721

✓ SCS Certified Indoor Advantage Gold

See [Materials & Finishes](#) on page 87

COM	COL	MB LEATHER		GRADE-IN FABRICS								
		A	B	1	2	3	4	5	6	7	8	9
3157	3473	5245	5767	3621	3766	3911	4056	4201	4346	4491	4636	4781

METAL FINISHES Standard in Powder Coat Stainless Steel add **404**

GSA SIN 33721

✓ SCS Certified Indoor Advantage Gold

See [Materials & Finishes](#) on page 87



1924-30

Low Back, Wide Chair, Armless

Single Upholstery		yds	sqft
		4.75	86

Multiple Upholstery	Body, Seat Cushion	3	54
	Lumbar Cushion	1.5	27

Outer Width	38"
Outer Depth	28"
Outer Height	33"
Seat Height	17.5"
Seat Depth	20"
Carton Weight	105 lbs
Carton Volume	26 cu ft

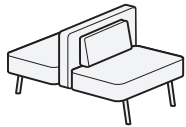
COM	COL	MB LEATHER		GRADE-IN FABRICS								
		A	B	1	2	3	4	5	6	7	8	9
2714	2985	4082	4424	3018	3113	3208	3303	3398	3493	3588	3683	3778

METAL FINISHES	Standard in Powder Coat Stainless Steel	add	404
----------------	---	-----	------------

GSA SIN 33721

✓ SCS Certified Indoor Advantage Gold

See [Materials & Finishes](#) on page 87



1924-30BTB

Low Back, Back-to-Back Wide Chair, Armless

Single Upholstery		yds	sqft
		5.75	104

Multiple Upholstery	Body, Seat Cushion	4	72
	Lumbar Cushion	3	54

Outer Width	38"
Outer Depth	52"
Outer Height	33"
Seat Height	17.5"
Seat Depth	20"
Carton Weight	180 lbs
Carton Volume	46 cu ft

COM	COL	MB LEATHER		GRADE-IN FABRICS								
		A	B	1	2	3	4	5	6	7	8	9
5125	5638	6781	7195	5493	5608	5723	5838	5953	6068	6183	6298	6413

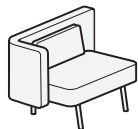
METAL FINISHES	Standard in Powder Coat Stainless Steel	add	458
----------------	---	-----	------------

GSA SIN 33721

✓ SCS Certified Indoor Advantage Gold

See [Materials & Finishes](#) on page 87

Low Back, Wide Chair, 1/2 Arm



1924-31

		yds	sqft
Single Upholstery		4.75	86

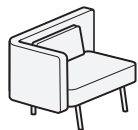
Multiple Upholstery	Body, Seat Cushion	4	72
	Lumbar Cushion	1.5	27

Outer Width	42"
Outer Depth	28"
Outer Height	33"
Seat Height	17.5"
Seat Depth	20"
Arm Height	33"
Carton Weight	130 lbs
Carton Volume	29 cu ft



1924-33

Low Back, Wide Chair, Full Arm




1924-32

		yds	sqft
Single Upholstery		5.75	104

Multiple Upholstery	Body, Seat Cushion	5.5	99
	Lumbar Cushion	1.5	27

Outer Width	42"
Outer Depth	28"
Outer Height	33"
Seat Height	17.5"
Seat Depth	20"
Arm Height	33"
Carton Weight	130 lbs
Carton Volume	29 cu ft




1924-34

COM	COL	MB LEATHER		GRADE-IN FABRICS								
		A	B	1	2	3	4	5	6	7	8	9
2915	3207	4283	4625	3219	3314	3409	3504	3599	3694	3789	3884	3979

METAL FINISHES	Standard in Powder Coat Stainless Steel	add 404	GSA SIN 33721
			✓ SCS Certified Indoor Advantage Gold
			See Materials & Finishes on page 87

COM	COL	MB LEATHER		GRADE-IN FABRICS								
		A	B	1	2	3	4	5	6	7	8	9
3035	3339	4691	5105	3403	3518	3633	3748	3863	3978	4093	4208	4323

METAL FINISHES	Standard in Powder Coat Stainless Steel	add 404	GSA SIN 33721
			✓ SCS Certified Indoor Advantage Gold
			See Materials & Finishes on page 87



1924-37

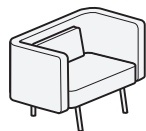
Low Back, Chair, 1/2 Arms

Single Upholstery	yds	sqft
	5.75	104

Outer Width		46"
Outer Depth		28"
Outer Height		33"
Seat Height		17.5"
Seat Depth		20"
Arm Height		33"
Width between Arms		38"
Carton Weight		150 lbs
Carton Volume		31 cu ft

COM	COL	MB LEATHER		GRADE-IN FABRICS								
		A	B	1	2	3	4	5	6	7	8	9
3045	3350	4701	5115	3413	3528	3643	3758	3873	3988	4103	4218	4333

METAL FINISHES	Standard in Powder Coat Stainless Steel	add 404	GSA SIN 33721
			✓ SCS Certified Indoor Advantage Gold
			See Materials & Finishes on page 87



1924-38

Low Back, Wide Chair, Full Arms

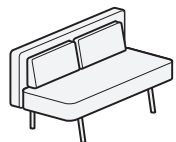
Single Upholstery	yds	sqft
	7.75	140

Multiple Upholstery	Body, Seat Cushion Lumbar Cushion	7 126 1.5 27

Outer Width	46"
Outer Depth	28"
Outer Height	33"
Seat Height	17.5"
Seat Depth	20"
Arm Height	33"
Width between Arms	38"
Carton Weight	160 lbs
Carton Volume	31 cu ft

COM	COL	MB LEATHER		GRADE-IN FABRICS								
		A	B	1	2	3	4	5	6	7	8	9
3164	3480	5396	5954	3660	3815	3970	4125	4280	4435	4590	4745	4900

METAL FINISHES	Standard in Powder Coat Stainless Steel	add 404	GSA SIN 33721
			✓ SCS Certified Indoor Advantage Gold
			See Materials & Finishes on page 87



1924-60

Low Back, Armless Sofa

Single Upholstery		yds	sqft
		7.25	131

Multiple Upholstery	Body, Seat Cushion	7	126
	Lumbar Cushion	1.5	27

Outer Width	60"
Outer Depth	28"
Outer Height	33"
Seat Height	17.5"
Seat Depth	20"
Carton Weight	150 lbs
Carton Volume	41 cu ft

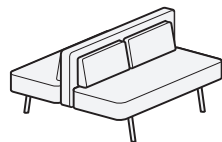
COM	COL	MB LEATHER		GRADE-IN FABRICS								
		A	B	1	2	3	4	5	6	7	8	9
3778	4156	5866	6388	4242	4387	4532	4677	4822	4967	5112	5257	5402

METAL FINISHES Standard in Powder Coat Stainless Steel add **404**

GSA SIN 33721

✓ SCS Certified Indoor Advantage Gold

See [Materials & Finishes](#) on page 87



1924-60BTB

Low Back, Armless Sofa, Back-to-Back

Single Upholstery		yds	sqft
		9.5	176

Multiple Upholstery	Body, Seat Cushion	9.5	171
	Lumbar Cushion	3	54

Outer Width	60"
Outer Depth	52"
Outer Height	33"
Seat Height	17.5"
Seat Depth	20"
Carton Weight	235 lbs
Carton Volume	72 cu ft

COM	COL	MB LEATHER		GRADE-IN FABRICS								
		A	B	1	2	3	4	5	6	7	8	9
7214	7935	10022	10724	7838	8033	8228	8423	8618	8813	9008	9203	9398

METAL FINISHES Standard in Powder Coat Stainless Steel add **458**

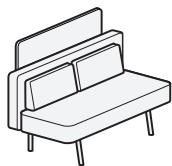
GSA SIN 33721

✓ SCS Certified Indoor Advantage Gold

See [Materials & Finishes](#) on page 87

MEDINAH

Martin / Bratrud



1924-60MP

Low Back, Armless Sofa, Mid Privacy Panel


Single Upholstery	yds	sqft
	10	180

Outer Width		60"
Outer Depth		30"
Outer Height		43"
Seat Height		17.5"
Seat Depth		20"
Carton Weight		170 lbs
Carton Volume		52 cu ft

COM	COL	MB LEATHER		GRADE-IN FABRICS								
		A	B	1	2	3	4	5	6	7	8	9
4294	4723	7174	7894	4934	5134	5334	5534	5734	5934	6134	6334	6534

METAL FINISHES Standard in Powder Coat Stainless Steel add **404**

Yardage requirement includes upholstered privacy panel.
GSA SIN 33721
✓ SCS Certified Indoor Advantage Gold
See [Materials & Finishes](#) on page 87



1924-60HP

Low Back, Armless Sofa, High Privacy Panel

Single Upholstery	yds	sqft
	10.25	185

Outer Width		60"
Outer Depth		30"
Outer Height		53"
Seat Height		17.5"
Seat Depth		20"
Carton Weight		150 lbs
Carton Volume		64 cu ft

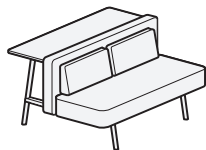
COM	COL	MB LEATHER		GRADE-IN FABRICS								
		A	B	1	2	3	4	5	6	7	8	9
4530	4983	7482	8220	5186	5391	5596	5801	6006	6211	6416	6621	6826

METAL FINISHES Standard in Powder Coat Stainless Steel add **404**

Yardage requirement includes upholstered privacy panel.
GSA SIN 33721
✓ SCS Certified Indoor Advantage Gold
See [Materials & Finishes](#) on page 87

MEDINAH

Martin / Bratrud



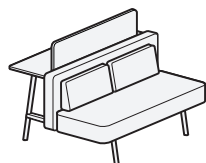
1924-60LS

Low Back, Armless Sofa, Desk Surface

Single Upholstery	yds	sqft
	7.25	131

Outer Width	60"	
Outer Depth	47"	
Outer Height	33"	
Seat Height	17.5"	
Seat Depth	20"	
Carton Weight	190 lbs	
Carton Volume	62 cu ft	

COM	COL	MB LEATHER		GRADE-IN FABRICS										
		A	B	1	2	3	4	5	6	7	8	9		
6859	7545	8947	9469	7323	7468	7613	7758	7903	8048	8193	8338	8483		
METAL FINISHES		Standard in Powder Coat Stainless Steel						add		658				GSA SIN 33721
SOLID WORK SURFACE		Standard in Ash Walnut						add		475				√ SCS Certified Indoor Advantage Gold
													See Materials & Finishes on page 87	




1924-60MPLS

Low Back, Armless Sofa, Desk Surface, Mid Privacy Panel

Single Upholstery	yds	sqft
	10	180

Outer Width	68"	
Outer Depth	49"	
Outer Height	43"	
Seat Height	17.5"	
Seat Depth	20"	
Carton Weight	210 lbs	
Carton Volume	93 cu ft	

COM	COL	MB LEATHER		GRADE-IN FABRICS										
		A	B	1	2	3	4	5	6	7	8	9		
7517	8269	10397	11117	8157	8357	8557	8757	8957	9157	9357	9557	9757		
METAL FINISHES		Standard in Powder Coat Stainless Steel						add		658				Yardage requirement includes upholstered privacy panel.
SOLID WORK SURFACE		Standard in Ash Walnut						add		475				GSA SIN 33721
													√ SCS Certified Indoor Advantage Gold	
													See Materials & Finishes on page 87	



1924-60HPLS

Low Back, Armless Sofa, Desk Surface, High Privacy Panel

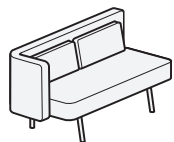
Single Upholstery	yds	sqft
	10.25	185

Outer Width		60"
Outer Depth		49"
Outer Height		53"
Seat Height		17.5"
Seat Depth		20"
Carton Weight		230 lbs
Carton Volume		101 cu ft

COM	COL	MB LEATHER		GRADE-IN FABRICS								
		A	B	1	2	3	4	5	6	7	8	9
7753	8528	10705	11443	8409	8614	8819	9024	9229	9434	9639	9844	10049

METAL FINISHES Standard in Powder Coat Stainless Steel add **658** Yardage requirement includes upholstered privacy panel.

SOLID WORK SURFACE Standard in Ash Walnut add **475** GSA SIN 33721
 ✓ SCS Certified Indoor Advantage Gold
 See [Materials & Finishes](#) on page 87



1924-61

Low Back, Sofa, 1/2 Arm

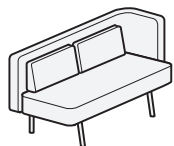
Single Upholstery	yds	sqft	
	7.25	131	

Multiple Upholstery	Body, Seat Cushion	7	126
	Lumbar Cushion	1.5	27

COM	COL	MB LEATHER		GRADE-IN FABRICS								
		A	B	1	2	3	4	5	6	7	8	9
3943	4337	6031	6553	4407	4552	4697	4842	4987	5132	5277	5422	5567


METAL FINISHES Standard in Powder Coat Stainless Steel add **404** GSA SIN 33721
 ✓ SCS Certified Indoor Advantage Gold

See [Materials & Finishes](#) on page 87

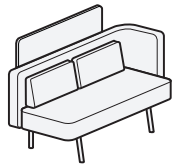


1924-63

Outer Width		64"
Outer Depth		28"
Outer Height		33"
Seat Height		17.5"
Seat Depth		20"
Arm Height		33"
Carton Weight		160 lbs
Carton Volume		43 cu ft



1924-61MP



1924-63MP

Low Back, Sofa, 1/2 Arm, Mid Privacy Panel

Single Upholstery	yds	sqft
	10.5	189

Outer Width	68"	
Outer Depth	30"	
Outer Height	43"	
Seat Height	17.5"	
Seat Depth	20"	
Arm Height	33"	
Carton Weight	180 lbs	
Carton Volume	59 cu ft	

COM	COL	MB LEATHER		GRADE-IN FABRICS								
		A	B	1	2	3	4	5	6	7	8	9
4394	4833	7418	8174	5066	5276	5486	5696	5906	6116	6326	6536	6746

METAL FINISHES	Standard in Powder Coat Stainless Steel	add 404	Yardage requirement includes upholstered privacy panel. GSA SIN 33721 ✓ SCS Certified Indoor Advantage Gold See Materials & Finishes on page 87
----------------	--	----------------	--

Low Back, Sofa, 1/2 Arm, High Privacy Panel

Single Upholstery	yds	sqft
	10.5	189

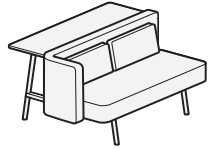
Outer Width	68"	
Outer Depth	30"	
Outer Height	53"	
Seat Height	17.5"	
Seat Depth	20"	
Arm Height	33"	
Carton Weight	200 lbs	
Carton Volume	79 cu ft	

COM	COL	MB LEATHER		GRADE-IN FABRICS								
		A	B	1	2	3	4	5	6	7	8	9
4823	5305	7847	8603	5495	5705	5915	6125	6335	6545	6755	6965	7175

METAL FINISHES	Standard in Powder Coat Stainless Steel	add 404	Yardage requirement includes upholstered privacy panel. GSA SIN 33721 ✓ SCS Certified Indoor Advantage Gold See Materials & Finishes on page 87
----------------	--	----------------	--

MEDINAH

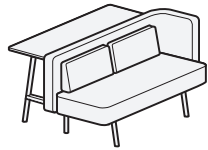
Low Back, Sofa, 1/2 Arm, Desk Surface



1924-61LS

Single Upholstery	yds	sqft
	7.25	131

Outer Width	64"	
Outer Depth	47"	
Outer Height	33"	
Seat Height	17.5"	
Seat Depth	20"	
Arm Height	33"	
Carton Weight	205 lbs	
Carton Volume	66 cu ft	

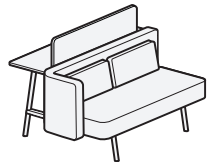


1924-63LS

COM	COL	MB LEATHER		GRADE-IN FABRICS								
		A	B	1	2	3	4	5	6	7	8	9
8227	9050	10315	10837	8691	8836	8981	9126	9271	9416	9561	9706	9851

METAL FINISHES	Standard in Powder Coat Stainless Steel	add 658	GSA SIN 33721
SOLID WORK SURFACE	Standard in Ash Walnut	add 475	√ SCS Certified Indoor Advantage Gold See Materials & Finishes on page 87

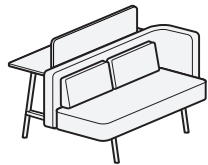
Low Back, Sofa, 1/2 Arm, Desk Surface, Mid Privacy Panel



1924-61MPLS

Single Upholstery	yds	sqft
	10.25	185


Outer Width	68"	
Outer Depth	49"	
Outer Height	43"	
Seat Height	17.5"	
Seat Depth	20"	
Arm Height	33"	
Carton Weight	215 lbs	
Carton Volume	93 cu ft	



1924-63MPLS

COM	COL	MB LEATHER		GRADE-IN FABRICS								
		A	B	1	2	3	4	5	6	7	8	9
8602	9462	11554	12292	9258	9463	9668	9873	10078	10283	10488	10693	10898

SOLID WORK SURFACE	Standard in Ash Walnut	add 475	Yardage requirement includes upholstered privacy panel.
METAL FINISHES	Standard in Powder Coat Stainless Steel	add 658	GSA SIN 33721 √ SCS Certified Indoor Advantage Gold See Materials & Finishes on page 87



1924-61HPLS

Low Back, Sofa, 1/2 Arm, Desk Surface, High Privacy Panel

Single Upholstery	yds	sqft
	10.5	189


Outer Width		64"
Outer Depth		49"
Outer Height		53"
Seat Height		17.5"
Seat Depth		20"
Arm Height		33"
Carton Weight		235 lbs
Carton Volume		108 cu ft

COM	COL	MB LEATHER		GRADE-IN FABRICS								
		A	B	1	2	3	4	5	6	7	8	9
8815	9697	11839	12595	9487	9697	9907	10117	10327	10537	10747	10957	11167

METAL FINISHES	Standard in Powder Coat Stainless Steel	add 658	Yardage requirement includes upholstered privacy panel.
----------------	--	----------------	---

SOLID WORK SURFACE	Standard in Ash Walnut	add 475	GSA SIN 33721
--------------------	---------------------------	----------------	---------------

✓ SCS Certified Indoor Advantage Gold
See [Materials & Finishes](#) on page 87



1924-63HPLS

Low Back, Sofa, Full Arm

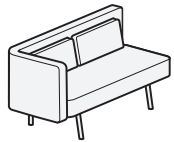
Single Upholstery	yds	sqft	
	7.75	140	

Multiple Upholstery	Body, Seat Cushion	7.5	135
	Lumbar Cushion	1.5	27

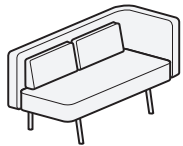
COM	COL	MB LEATHER		GRADE-IN FABRICS								
		A	B	1	2	3	4	5	6	7	8	9
4047	4452	6279	6837	4543	4698	4853	5008	5163	5318	5473	5628	5783

METAL FINISHES	Standard in Powder Coat Stainless Steel	add 404	GSA SIN 33721
----------------	--	----------------	---------------

✓ SCS Certified Indoor Advantage Gold
See [Materials & Finishes](#) on page 87




1924-62

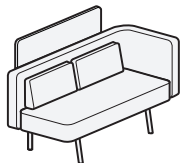


1924-64

Outer Width		64"
Outer Depth		28"
Outer Height		33"
Seat Height		17.5"
Seat Depth		20"
Arm Height		33"
Carton Weight		170 lbs
Carton Volume		41 cu ft



1924-62MP



1924-64MP


Low Back, Sofa, Full Arm, Mid Privacy Panel

Single Upholstery	yds	sqft
	10.5	189


Outer Width	64"	
Outer Depth	30"	
Outer Height	43"	
Seat Height	17.5"	
Seat Depth	20"	
Arm Height	33"	
Carton Weight	190 lbs	
Carton Volume	55 cu ft	

COM	COL	MB LEATHER		GRADE-IN FABRICS								
		A	B	1	2	3	4	5	6	7	8	9
4435	4879	7459	8215	5107	5317	5527	5737	5947	6157	6367	6577	6787

METAL FINISHES Standard in Powder Coat Stainless Steel add **404** Yardage requirement includes upholstered privacy panel.
 GSA SIN 33721
 ✓ SCS Certified Indoor Advantage Gold
 See [Materials & Finishes](#) on page 87



1924-62HP



1924-64HP

Low Back, Sofa, Full Arm, High Privacy Panel

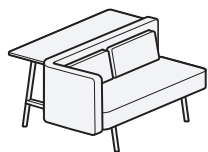
Single Upholstery	yds	sqft
	10.75	194

Outer Width	64"	
Outer Depth	30"	
Outer Height	53"	
Seat Height	17.5"	
Seat Depth	20"	
Arm Height	33"	
Carton Weight	210 lbs	
Carton Volume	68 cu ft	

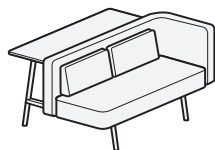
COM	COL	MB LEATHER		GRADE-IN FABRICS								
		A	B	1	2	3	4	5	6	7	8	9
4865	5352	7961	8735	5553	5768	5983	6198	6413	6628	6843	7058	7273

METAL FINISHES Standard in Powder Coat Stainless Steel add **404** Yardage requirement includes upholstered privacy panel.
 GSA SIN 33721
 ✓ SCS Certified Indoor Advantage Gold
 See [Materials & Finishes](#) on page 87

MEDINAH



1924-62LS



1924-64LS

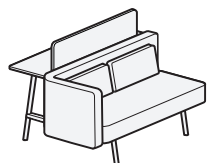
Low Back, Sofa, Full Arm, Desk Surface

Single Upholstery	yds	sqft
	7.75	140

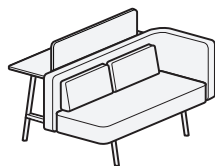
Outer Width	64"	
Outer Depth	49"	
Outer Height	33"	
Seat Height	17.5"	
Seat Depth	20"	
Arm Height	33"	
Carton Weight	225 lbs	
Carton Volume	70 cu ft	

COM	COL	MB LEATHER		GRADE-IN FABRICS								
		A	B	1	2	3	4	5	6	7	8	9
8084	8892	10316	10874	8580	8735	8890	9045	9200	9355	9510	9665	9820

METAL FINISHES	Standard in Powder Coat Stainless Steel	add 658	GSA SIN 33721
SOLID WORK SURFACE	Standard in Ash Walnut	add 475	√ SCS Certified Indoor Advantage Gold See Materials & Finishes on page 87



1924-62MPLS



1924-64MPLS


Low Back, Sofa, Full Arm, Desk Surface, Mid Privacy Panel

Single Upholstery	yds	sqft
	10.75	194


Outer Width	64"	
Outer Depth	49"	
Outer Height	43"	
Seat Height	17.5"	
Seat Depth	20"	
Arm Height	33"	
Carton Weight	225 lbs	
Carton Volume	88 cu ft	

COM	COL	MB LEATHER		GRADE-IN FABRICS								
		A	B	1	2	3	4	5	6	7	8	9
8512	9363	11608	12382	9200	9415	9630	9845	10060	10275	10490	10705	10920

METAL FINISHES	Standard in Powder Coat Stainless Steel	add 658	Yardage requirement includes upholstered privacy panel.
SOLID WORK SURFACE	Standard in Ash Walnut	add 475	GSA SIN 33721 √ SCS Certified Indoor Advantage Gold See Materials & Finishes on page 87



1924-62HPLS



1924-64HPLS

Low Back, Sofa, Full Arm, Desk Surface, High Privacy Panel

Single Upholstery	yds	sqft
	10.75	194

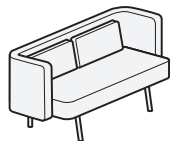
Outer Width		64"
Outer Depth		49"
Outer Height		53"
Seat Height		17.5"
Seat Depth		20"
Arm Height		33"
Carton Weight		245 lbs
Carton Volume		108 cu ft

COM	COL	MB LEATHER		GRADE-IN FABRICS								
		A	B	1	2	3	4	5	6	7	8	9
8630	9493	11726	12500	9318	9533	9748	9963	10178	10393	10608	10823	11038

METAL FINISHES Standard in Powder Coat Stainless Steel add **658** Yardage requirement includes upholstered privacy panel.

SOLID WORK SURFACE Standard in Ash Walnut add **475** GSA SIN 33721
 ✓ SCS Certified Indoor Advantage Gold
 See [Materials & Finishes](#) on page 87

Low Back, Sofa, 1/2 Arms



1924-67

Single Upholstery	yds	sqft	
	7.75	140	

Multiple Upholstery	Body, Seat Cushion	7.5	135
	Lumbar Cushion	1.5	27

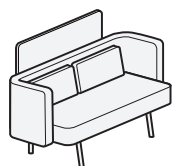
Outer Width	68"
Outer Depth	28"
Outer Height	33"
Seat Height	17.5"
Seat Depth	20"
Arm Height	33"
Width between Arms	60"
Carton Weight	180 lbs
Carton Volume	46 cu ft

COM	COL	MB LEATHER		GRADE-IN FABRICS								
		A	B	1	2	3	4	5	6	7	8	9
4263	4689	6495	7053	4759	4914	5069	5224	5379	5534	5689	5844	5999

METAL FINISHES Standard in Powder Coat Stainless Steel add **404** GSA SIN 33721
 ✓ SCS Certified Indoor Advantage Gold
 See [Materials & Finishes](#) on page 87

MEDINAH

Martin
/ Bratrud



1924-67MP


Low Back, Sofa, 1/2 Arms, Mid Privacy Panel

Single Upholstery	yds	sqft
	10.5	189

Outer Width		68"
Outer Depth		30"
Outer Height		43"
Seat Height		17.5"
Seat Depth		20"
Arm Height		33"
Width between Arms		60"
Carton Weight		200 lbs
Carton Volume		59 cu ft

		MB LEATHER		GRADE-IN FABRICS								
COM	COL	A	B	1	2	3	4	5	6	7	8	9
4714	5185	7738	8494	5386	5596	5806	6016	6226	6436	6646	6856	7066

METAL FINISHES	Standard in Powder Coat Stainless Steel	add 404	Yardage requirement includes upholstered privacy panel. GSA SIN 33721 √ SCS Certified Indoor Advantage Gold See Materials & Finishes on page 87
----------------	--	----------------	--



1924-67HP

Low Back, Sofa, 1/2 Arms, High Privacy Panel

Single Upholstery	yds	sqft
	10.75	194

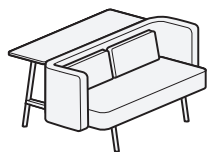
Outer Width		68"
Outer Depth		30"
Outer Height		53"
Seat Height		17.5"
Seat Depth		20"
Arm Height		33"
Width between Arms		60"
Carton Weight		220 lbs
Carton Volume		72 cu ft

		MB LEATHER		GRADE-IN FABRICS								
COM	COL	A	B	1	2	3	4	5	6	7	8	9
4933	5426	8029	8803	5621	5836	6051	6266	6481	6696	6911	7126	7341

METAL FINISHES	Standard in Powder Coat Stainless Steel	add 404	Yardage requirement includes upholstered privacy panel. GSA SIN 33721 √ SCS Certified Indoor Advantage Gold See Materials & Finishes on page 87
----------------	--	----------------	--

MEDINAH

Martin
/ Brattrud



1924-67LS

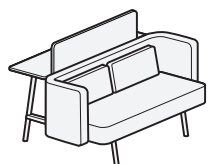
Low Back, Sofa, 1/2 Arms, Desk Surface

Single Upholstery	yds	sqft
	7.75	140

Outer Width		68"
Outer Depth		47"
Outer Height		33"
Seat Height		17.5"
Seat Depth		20"
Arm Height		33"
Width between Arms		60"
Carton Weight		225 lbs
Carton Volume		70 cu ft

COM	COL	MB LEATHER		GRADE-IN FABRICS								
		A	B	1	2	3	4	5	6	7	8	9
7774	8551	10006	10564	8270	8425	8580	8735	8890	9045	9200	9355	9510

METAL FINISHES	Standard in Powder Coat Stainless Steel	add	658	GSA SIN 33721
SOLID WORK SURFACE	Standard in Ash Walnut	add	475	√ SCS Certified Indoor Advantage Gold See Materials & Finishes on page 87



1924-67MPLS

Low Back, Sofa, 1/2 Arms, Desk Surface, Mid Privacy Panel


Single Upholstery	yds	sqft
	10.5	189

Outer Width		68"
Outer Depth		49"
Outer Height		43"
Seat Height		17.5"
Seat Depth		20"
Arm Height		33"
Width between Arms		60"
Carton Weight		235 lbs
Carton Volume		93 cu ft

COM	COL	MB LEATHER		GRADE-IN FABRICS								
		A	B	1	2	3	4	5	6	7	8	9
8202	9022	11226	11982	8874	9084	9294	9504	9714	9924	10134	10344	10554

METAL FINISHES	Standard in Powder Coat Stainless Steel	add	658	Yardage requirement includes upholstered privacy panel.
SOLID WORK SURFACE	Standard in Ash Walnut	add	475	GSA SIN 33721 √ SCS Certified Indoor Advantage Gold See Materials & Finishes on page 87

MEDINAH



1924-67HPLS

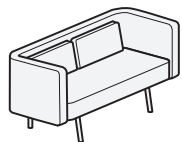
Low Back, Sofa, Full Arms, Desk Surface, High Privacy Panel

Single Upholstery	yds	sqft
	10.75	194

Outer Width		68"
Outer Depth		49"
Outer Height		53"
Seat Height		17.5"
Seat Depth		20"
Arm Height		33"
Width between Arms		60"
Carton Weight		255 lbs
Carton Volume		114 cu ft

COM	COL	MB LEATHER		GRADE-IN FABRICS								
		A	B	1	2	3	4	5	6	7	8	9
8406	9247	11502	12276	9094	9309	9524	9739	9954	10169	10384	10599	10814

METAL FINISHES	Standard in Powder Coat Stainless Steel	add 658	Yardage requirement includes upholstered privacy panel.
SOLID WORK SURFACE	Standard in Ash Walnut	add 475	GSA SIN 33721 ✓ SCS Certified Indoor Advantage Gold See Materials & Finishes on page 87



1924-68

Low Back, Sofa, Full Arms


Single Upholstery	yds	sqft
	8.75	158

Multiple Upholstery	Body, Seat Cushion Lumbar Cushion	8.5 153 1.5 27

Outer Width	68"
Outer Depth	28"
Outer Height	33"
Seat Height	17.5"
Seat Depth	20"
Arm Height	33"
Width between Arms	60"
Carton Weight	190 lbs
Carton Volume	46 cu ft

COM	COL	MB LEATHER		GRADE-IN FABRICS								
		A	B	1	2	3	4	5	6	7	8	9
4480	4928	7000	7630	5040	5215	5390	5565	5740	5915	6090	6265	6440

METAL FINISHES	Standard in Powder Coat Stainless Steel	add 404	GSA SIN 33721 ✓ SCS Certified Indoor Advantage Gold See Materials & Finishes on page 87
----------------	--	----------------	---



1924-68MP


Low Back, Sofa, Full Arms, Mid Privacy Panel

Single Upholstery	yds	sqft
	11.5	207

Outer Width		68"
Outer Depth		30"
Outer Height		43"
Seat Height		17.5"
Seat Depth		20"
Arm Height		33"
Width between Arms		60"
Carton Weight		210 lbs
Carton Volume		59 cu ft

		MB LEATHER		GRADE-IN FABRICS								
COM	COL	A	B	1	2	3	4	5	6	7	8	9
4995	5495	8307	9135	5731	5961	6191	6421	6651	6881	7111	7341	7571

METAL FINISHES	Standard in Powder Coat Stainless Steel		add 404	Yardage requirement includes upholstered privacy panel.
				GSA SIN 33721
				√ SCS Certified Indoor Advantage Gold
				See Materials & Finishes on page 87



1924-68HP

Low Back, Sofa, Full Arms, High Privacy Panel

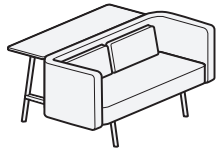
Single Upholstery	yds	sqft
	11.75	212

Outer Width		68"
Outer Depth		30"
Outer Height		53"
Seat Height		17.5"
Seat Depth		20"
Arm Height		33"
Width between Arms		60"
Carton Weight		230 lbs
Carton Volume		72 cu ft

		MB LEATHER		GRADE-IN FABRICS								
COM	COL	A	B	1	2	3	4	5	6	7	8	9
5200	5720	8584	9430	5952	6187	6422	6657	6892	7127	7362	7597	7832

METAL FINISHES	Standard in Powder Coat Stainless Steel		add 404	Yardage requirement includes upholstered privacy panel.
				GSA SIN 33721
				√ SCS Certified Indoor Advantage Gold
				See Materials & Finishes on page 87

MEDINAH



1924-68LS

Low Back, Sofa, Full Arms, Desk Surface

Single Upholstery	yds	sqft
	8.75	158

Outer Width		68"
Outer Depth		47"
Outer Height		33"
Seat Height		17.5"
Seat Depth		20"
Arm Height		33"
Width between Arms		60"
Carton Weight		235 lbs
Carton Volume		70 cu ft

COM	COL	MB LEATHER		GRADE-IN FABRICS								
		A	B	1	2	3	4	5	6	7	8	9
7492	8241	10012	10642	8052	8227	8402	8577	8752	8927	9102	9277	9452

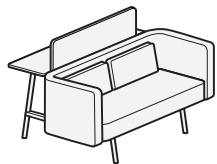
METAL FINISHES	Standard in Powder Coat Stainless Steel	add	658
----------------	--	-----	------------

GSA SIN 33721

✓ SCS Certified Indoor Advantage Gold

SOLID WORK SURFACE	Standard in Ash Walnut	add	475
--------------------	---------------------------	-----	------------

See [Materials & Finishes](#) on page 87



1924-68MPLS

Low Back, Sofa, Full Arms, Desk Surface, Mid Privacy Panel

Single Upholstery	yds	sqft	
	11.5	207	

Multiple Upholstery	Body, Seat Cushion Lumbar Cushion	8.5 1.5	153 27

Outer Width	68"
Outer Depth	49"
Outer Height	43"
Seat Height	17.5"
Seat Depth	20"
Arm Height	33"
Width between Arms	60"
Carton Weight	245 lbs
Carton Volume	93 cu ft

COM	COL	MB LEATHER		GRADE-IN FABRICS								
		A	B	1	2	3	4	5	6	7	8	9
7988	8787	11300	12128	8724	8954	9184	9414	9644	9874	10104	10334	10564

METAL FINISHES	Standard in Powder Coat Stainless Steel	add	658
----------------	--	-----	------------


Yardage requirement includes upholstered privacy panel.

SOLID WORK SURFACE	Standard in Ash Walnut	add	475
--------------------	---------------------------	-----	------------

GSA SIN 33721

✓ SCS Certified Indoor Advantage Gold

See [Materials & Finishes](#) on page 87



1924-68HPLS

Low Back, Sofa, Full Arms, Desk Surface, High Privacy Panel

Single Upholstery	yds	sqft
	11.75	212

Outer Width		68"
Outer Depth		49"
Outer Height		53"
Seat Height		17.5"
Seat Depth		20"
Arm Height		33"
Width between Arms		60"
Carton Weight		265 lbs
Carton Volume		114 cu ft

COM	COL	MB LEATHER		GRADE-IN FABRICS								
		A	B	1	2	3	4	5	6	7	8	9
8215	9037	11599	12445	8967	9202	9437	9672	9907	10142	10377	10612	10847

METAL FINISHES	Standard in Powder Coat Stainless Steel	add 658	Yardage requirement includes upholstered privacy panel.
SOLID WORK SURFACE	Standard in Ash Walnut	add 475	GSA SIN 33721 ✓ SCS Certified Indoor Advantage Gold See Materials & Finishes on page 87



1924-70

Low Back, 30° Angled Sofa, Armless

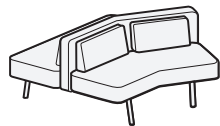
Single Upholstery	yds	sqft
	8.25	149

Multiple Upholstery	Body, Seat Cushion Lumbar Cushion	8 144 1.5 27

Outer Width		63"
Outer Depth		39.5"
Outer Height		33"
Seat Height		17.5"
Seat Depth		20"
Arm Height		33"
Carton Weight		170 lbs
Carton Volume		58 cu ft

COM	COL	MB LEATHER		GRADE-IN FABRICS								
		A	B	1	2	3	4	5	6	7	8	9
4693	5162	7069	7663	5221	5386	5551	5716	5881	6046	6211	6376	6541

METAL FINISHES	Standard in Powder Coat Stainless Steel	add 404	GSA SIN 33721 ✓ SCS Certified Indoor Advantage Gold See Materials & Finishes on page 87
----------------	--	----------------	---



1924-70BTB

Low Back, 30° Angled Sofa, Back-to-Back, Armless

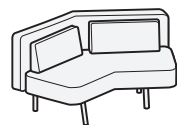
Single Upholstery		yds	sqft
		9.75	176

Multiple Upholstery	Body, Seat Cushion	9.5	171
	Lumbar Cushion	3	54

Outer Width	73"
Outer Depth	63"
Outer Height	33"
Seat Height	17.5"
Seat Depth	20"
Carton Weight	325 lbs
Carton Volume	104 cu ft

COM	COL	MB LEATHER		GRADE-IN FABRICS								
		A	B	1	2	3	4	5	6	7	8	9
8943	9837	11751	12453	9567	9762	9957	10152	10347	10542	10737	10932	11127

METAL FINISHES	Standard in Powder Coat Stainless Steel	add 458	GSA SIN 33721
			✓ SCS Certified Indoor Advantage Gold
			See Materials & Finishes on page 87



1924-80

Low Back, 45° Angled Sofa, Armless

Single Upholstery		yds	sqft
		7.75	140

Multiple Upholstery	Body, Seat Cushion	7.5	135
	Lumbar Cushion	1.5	27

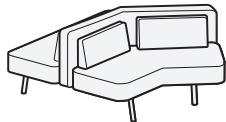
Outer Width	63"
Outer Depth	43"
Outer Height	33"
Seat Height	17.5"
Seat Depth	20"
Carton Weight	190 lbs
Carton Volume	63 cu ft

COM	COL	MB LEATHER		GRADE-IN FABRICS								
		A	B	1	2	3	4	5	6	7	8	9
4793	5272	7025	7583	5289	5444	5599	5754	5909	6064	6219	6374	6529

METAL FINISHES	Standard in Powder Coat Stainless Steel	add 404	GSA SIN 33721
			✓ SCS Certified Indoor Advantage Gold
			See Materials & Finishes on page 87

MEDINAH

Martin
/ Bratrud



1924-80BTB

Low Back, 45° Sofa, Back-to-Back, Armless

Single Upholstery		yds	sqft
		11.25	203

Multiple Upholstery	Body, Seat Cushion	11	198
	Lumbar Cushion	3	54

Outer Width	79"
Outer Depth	66.5"
Outer Height	33"
Seat Height	17.5"
Seat Depth	20"
Carton Weight	335 lbs
Carton Volume	118 cu ft

COM	COL	MB LEATHER		GRADE-IN FABRICS								
		A	B	1	2	3	4	5	6	7	8	9
9231	10154	12471	13281	9951	10176	10401	10626	10851	11076	11301	11526	11751

METAL FINISHES	Standard in Powder Coat Stainless Steel	add 458
----------------	--	----------------

GSA SIN 33721

✓ SCS Certified Indoor Advantage Gold

See [Materials & Finishes](#) on page 87



1925-20

Mid Back, Chair, Armless

Single Upholstery		yds	sqft
		4.75	86

Multiple Upholstery	Body, Seat Cushion	4.5	81
	Lumbar Cushion	1.5	27

Outer Width	34"
Outer Depth	28"
Outer Height	43"
Seat Height	17.5"
Seat Depth	20"
Carton Weight	95 lbs
Carton Volume	30 cu ft


COM	COL	MB LEATHER		GRADE-IN FABRICS								
		A	B	1	2	3	4	5	6	7	8	9
2767	3044	4135	4477	3071	3166	3261	3356	3451	3546	3641	3736	3831

METAL FINISHES Standard in Powder Coat Stainless Steel add **404**

GSA SIN 33721

✓ SCS Certified Indoor Advantage Gold

See [Materials & Finishes](#) on page 87



1925-20BTB

Mid Back, Back-to-Back, Armless

Single Upholstery		yds	sqft
		5.75	104

Multiple Upholstery	Body, Seat Cushion	5.5	99
	Lumbar Cushion	3	54

Outer Width	34"
Outer Depth	52"
Outer Height	43"
Seat Height	17.5"
Seat Depth	20"
Carton Weight	135 lbs
Carton Volume	54 cu ft

COM	COL	MB LEATHER		GRADE-IN FABRICS								
		A	B	1	2	3	4	5	6	7	8	9
4914	5405	6570	6984	5282	5397	5512	5627	5742	5857	5972	6087	6202

METAL FINISHES Standard in Powder Coat Stainless Steel add **458**

GSA SIN 33721

✓ SCS Certified Indoor Advantage Gold

See [Materials & Finishes](#) on page 87



1925-21

Mid Back, Chair, 1/2 Arm

Upholstery		yds	sqft
Single Upholstery		4.75	86
Multiple Upholstery	Body, Seat Cushion	4.5	81
	Lumbar Cushion	1.5	27

Outer Width	38"
Outer Depth	28"
Outer Height	43"
Seat Height	17.5"
Seat Depth	20"
Arm Height	43"
Carton Weight	135 lbs
Carton Volume	33 cu ft




1925-23

Mid Back, Chair, Full Arm

Upholstery		yds	sqft
Single Upholstery		6.75	122
Multiple Upholstery	Body, Seat Cushion	6.5	117
	Lumbar Cushion	1.5	27

Outer Width	38"
Outer Depth	28"
Outer Height	43"
Seat Height	17.5"
Seat Depth	20"
Arm Height	43"
Carton Weight	135 lbs
Carton Volume	33 cu ft



1925-24

COM	COL	MB LEATHER		GRADE-IN FABRICS								
		A	B	1	2	3	4	5	6	7	8	9
2996	3296	4364	4706	3300	3395	3490	3585	3680	3775	3870	3965	4060

METAL FINISHES Standard in Powder Coat Stainless Steel add 404

GSA SIN 33721

✓ SCS Certified Indoor Advantage Gold

See [Materials & Finishes](#) on page 87

COM	COL	MB LEATHER		GRADE-IN FABRICS								
		A	B	1	2	3	4	5	6	7	8	9
3102	3412	5046	5532	3534	3669	3804	3939	4074	4209	4344	4479	4614

METAL FINISHES Standard in Powder Coat Stainless Steel add 404

GSA SIN 33721

✓ SCS Certified Indoor Advantage Gold

See [Materials & Finishes](#) on page 87



1925-27


Mid Back, Chair, 1/2 Arms

Upholstery		yds	sqft
Single Upholstery		5.25	95
Multiple Upholstery	Body, Seat Cushion	5	90
	Lumbar Cushion	1.5	27

Outer Width	42"
Outer Depth	28"
Outer Height	43"
Seat Height	17.5"
Seat Depth	20"
Arm Height	43"
Width between Arms	34"
Carton Weight	155 lbs
Carton Volume	37 cu ft

COM	COL	MB LEATHER		GRADE-IN FABRICS								
		A	B	1	2	3	4	5	6	7	8	9
3274	3601	4786	5164	3610	3715	3820	3925	4030	4135	4240	4345	4450

METAL FINISHES Standard in Powder Coat Stainless Steel add 404 GSA SIN 33721
 ✓ SCS Certified Indoor Advantage Gold
 See [Materials & Finishes](#) on page 87



1925-28

Mid Back, Chair, Full Arms

Upholstery		yds	sqft
Single Upholstery		8.75	158
Multiple Upholstery	Body, Seat Cushion	8.5	153
	Lumbar Cushion	1.5	27

Outer Width	42"
Outer Depth	28"
Outer Height	43"
Seat Height	17.5"
Seat Depth	20"
Arm Height	43"
Width between Arms	34"
Carton Weight	165 lbs
Carton Volume	37 cu ft

COM	COL	MB LEATHER		GRADE-IN FABRICS								
		A	B	1	2	3	4	5	6	7	8	9
3394	3733	5914	6544	3954	4129	4304	4479	4654	4829	5004	5179	5354

METAL FINISHES Standard in Powder Coat Stainless Steel add 404 GSA SIN 33721
 ✓ SCS Certified Indoor Advantage Gold
 See [Materials & Finishes](#) on page 87



1925-30


Mid Back, Wide Chair, Armless

Upholstery		yds	sqft
Single Upholstery		5	90
Multiple Upholstery	Body, Seat Cushion	4.75	86
	Lumbar Cushion	1.75	32

Outer Width	38"
Outer Depth	28"
Outer Height	43"
Seat Height	17.5"
Seat Depth	20"
Carton Weight	145 lbs
Carton Volume	33 cu ft

COM	COL	MB LEATHER		GRADE-IN FABRICS								
		A	B	1	2	3	4	5	6	7	8	9
2973	3270	4413	4773	3293	3393	3493	3593	3693	3793	3893	3993	4093

METAL FINISHES	Standard in Powder Coat Stainless Steel	add 404	GSA SIN 33721
			✓ SCS Certified Indoor Advantage Gold
			See Materials & Finishes on page 87



1925-30BTB

Mid Back, Wide Chair, Back-to-Back, Armless

Upholstery		yds	sqft
Single Upholstery		9	162
Multiple Upholstery	Body, Seat Cushion	5.75	104
	Lumbar Cushion	3.25	59

Outer Width	38"
Outer Depth	52"
Outer Height	43"
Seat Height	17.5"
Seat Depth	20"
Carton Weight	195 lbs
Carton Volume	60 cu ft

COM	COL	MB LEATHER		GRADE-IN FABRICS								
		A	B	1	2	3	4	5	6	7	8	9
5267	5794	7859	8507	5843	6023	6203	6383	6563	6743	6923	7103	7283

METAL FINISHES	Standard in Powder Coat Stainless Steel	add 458	GSA SIN 33721
			✓ SCS Certified Indoor Advantage Gold
			See Materials & Finishes on page 87



1925-31

Mid Back, Wide Chair, 1/2 Arm


Single Upholstery		yds	sqft
		5	90

Multiple Upholstery		Body, Seat Cushion	Lumbar Cushion
		4.75	86
		1.75	32



1925-33

Outer Width	42"
Outer Depth	28"
Outer Height	43"
Seat Height	17.5"
Seat Depth	20"
Arm Height	43"
Carton Weight	145 lbs
Carton Volume	37 cu ft




1925-32

Mid Back, Wide Chair, Full Arm

Single Upholstery		yds	sqft
		7	126

Multiple Upholstery		Body, Seat Cushion	Lumbar Cushion
		6.75	122
		1.75	32



1925-34


Outer Width	42"
Outer Depth	28"
Outer Height	43"
Seat Height	17.5"
Seat Depth	20"
Arm Height	43"
Carton Weight	145 lbs
Carton Volume	37 cu ft

COM	COL	MB LEATHER		GRADE-IN FABRICS								
		A	B	1	2	3	4	5	6	7	8	9
3188	3507	4628	4988	3508	3608	3708	3808	3908	4008	4108	4208	4308

METAL FINISHES	Standard in Powder Coat Stainless Steel	add 404	GSA SIN 33721
			✓ SCS Certified Indoor Advantage Gold
			See Materials & Finishes on page 87

COM	COL	MB LEATHER		GRADE-IN FABRICS								
		A	B	1	2	3	4	5	6	7	8	9
3299	3629	5315	5819	3747	3887	4027	4167	4307	4447	4587	4727	4867

METAL FINISHES	Standard in Powder Coat Stainless Steel	add 404	GSA SIN 33721
			✓ SCS Certified Indoor Advantage Gold
			See Materials & Finishes on page 87




1925-37

Mid Back, Wide Chair, 1/2 Arms

Single Upholstery	yds	sqft
	5.5	99

Outer Width		46"
Outer Depth		28"
Outer Height		43"
Seat Height		17.5"
Seat Depth		20"
Arm Height		43"
Width between Arms		38"
Carton Weight		165 lbs
Carton Volume		40 cu ft

		MB LEATHER		GRADE-IN FABRICS									
COM	COL	A	B	1	2	3	4	5	6	7	8	9	
3314	3645	4898	5294	3666	3776	3886	3996	4106	4216	4326	4436	4546	
METAL FINISHES		Standard in Powder Coat Stainless Steel						add 404			GSA SIN 33721		
												√ SCS Certified Indoor Advantage Gold	
												See Materials & Finishes on page 87	



1925-38

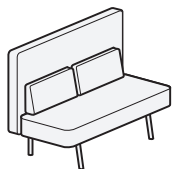
Mid Back, Wide Chair, Full Arms

Single Upholstery	yds	sqft	
	9	162	

Multiple Upholstery	Body, Seat Cushion	8.75	158
	Lumbar Cushion	1.75	32

Outer Width		46"	
Outer Depth		28"	
Outer Height		43"	
Seat Height		17.5"	
Seat Depth		20"	
Arm Height		43"	
Width between Arms		38"	
Carton Weight		175 lbs	
Carton Volume		40 cu ft	

		MB LEATHER		GRADE-IN FABRICS									
COM	COL	A	B	1	2	3	4	5	6	7	8	9	
3415	3757	6007	6655	3991	4171	4351	4531	4711	4891	5071	5251	5431	
METAL FINISHES		Standard in Powder Coat Stainless Steel						add 404			GSA SIN 33721		
												√ SCS Certified Indoor Advantage Gold	
												See Materials & Finishes on page 87	



1925-60

Mid Back, Armless Sofa


Single Upholstery yds sqft
8.25 149

Multiple Upholstery Body, Seat Cushion Lumber Cushion
8 144
1.5 27

Outer Width **60"**
 Outer Depth **28"**
 Outer Height **43"**
 Seat Height **17.5"**
 Seat Depth **20"**
 Carton Weight **165 lbs**
 Carton Volume **51 cu ft**

COM	COL	MB LEATHER		GRADE-IN FABRICS								
		A	B	1	2	3	4	5	6	7	8	9
3950	4345	6326	6920	4478	4643	4808	4973	5138	5303	5468	5633	5798

METAL FINISHES Standard in Powder Coat Stainless Steel add **404** GSA SIN 33721
 ✓ SCS Certified Indoor Advantage Gold
 See [Materials & Finishes](#) on page 87



1925-60BTB

Mid Back, Armless Sofa, Back-to-Back

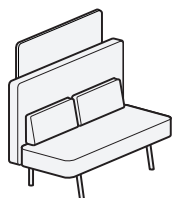
Single Upholstery yds sqft
11.75 212

Multiple Upholstery Body, Seat Cushion Lumber Cushion
11.5 207
3 54

Outer Width **60"**
 Outer Depth **52"**
 Outer Height **43"**
 Seat Height **17.5"**
 Seat Depth **20"**
 Carton Weight **250 lbs**
 Carton Volume **93 cu ft**

COM	COL	MB LEATHER		GRADE-IN FABRICS								
		A	B	1	2	3	4	5	6	7	8	9
7449	8194	10833	11679	8201	8436	8671	8906	9141	9376	9611	9846	10081

METAL FINISHES Standard in Powder Coat Stainless Steel add **458** GSA SIN 33721
 ✓ SCS Certified Indoor Advantage Gold
 See [Materials & Finishes](#) on page 87



1925-60HP


Mid Back, Armless Sofa, High Privacy Panel

Single Upholstery	yds	sqft
	11.25	203

Outer Width	60"	
Outer Depth	30"	
Outer Height	53"	
Seat Height	17.5"	
Seat Depth	20"	
Carton Weight	185 lbs	
Carton Volume	64 cu ft	

COM	COL	MB LEATHER		GRADE-IN FABRICS								
		A	B	1	2	3	4	5	6	7	8	9
4464	4910	7704	8514	5184	5409	5634	5859	6084	6309	6534	6759	6984

METAL FINISHES Standard in Powder Coat Stainless Steel add **404** Yardage requirement includes upholstered privacy panel.
 GSA SIN 33721
 ✓ SCS Certified Indoor Advantage Gold
 See [Materials & Finishes](#) on page 87



1925-60LS

Mid Back, Armless Sofa, Desk Surface

Single Upholstery	yds	sqft
	8.25	149


Outer Width	60"	
Outer Depth	47"	
Outer Height	43"	
Seat Height	17.5"	
Seat Depth	20"	
Carton Weight	205 lbs	
Carton Volume	80 cu ft	

COM	COL	MB LEATHER		GRADE-IN FABRICS								
		A	B	1	2	3	4	5	6	7	8	9
6964	7660	9340	9934	7492	7657	7822	7987	8152	8317	8482	8647	8812

METAL FINISHES Standard in Powder Coat Stainless Steel add **658** GSA SIN 33721
 ✓ SCS Certified Indoor Advantage Gold
 SOLID WORK SURFACE Standard in Ash Walnut add **475** See [Materials & Finishes](#) on page 87

MEDINAH

Martin / Bratrud




1925-60MS

Mid Back, Armless Sofa, Counter Surface

Single Upholstery	yds	sqft
	8.25	149

Outer Width	60"	
Outer Depth	47"	
Outer Height	43"	
Seat Height	17.5"	
Seat Depth	20"	
Carton Weight	205 lbs	
Carton Volume	80 cu ft	

COM	COL	MB LEATHER		GRADE-IN FABRICS										
		A	B	1	2	3	4	5	6	7	8	9		
6993	7692	9369	9963	7521	7686	7851	8016	8181	8346	8511	8676	8841		
METAL FINISHES		Standard in Powder Coat Stainless Steel						add		658				GSA SIN 33721
SOLID WORK SURFACE		Standard in Ash Walnut						add		475				√ SCS Certified Indoor Advantage Gold
													See Materials & Finishes on page 87	




1925-60HPLS

Mid Back, Armless Sofa, Desk Surface, High Privacy Panel

Single Upholstery	yds	sqft
	11.25	203

Outer Width	60"	
Outer Depth	49"	
Outer Height	53"	
Seat Height	17.5"	
Seat Depth	20"	
Carton Weight	225 lbs	
Carton Volume	101 cu ft	

COM	COL	MB LEATHER		GRADE-IN FABRICS										
		A	B	1	2	3	4	5	6	7	8	9		
7458	8204	10698	11508	8178	8403	8628	8853	9078	9303	9528	9753	9978		
METAL FINISHES		Standard in Powder Coat Stainless Steel						add		658				Yardage requirement includes upholstered privacy panel.
SOLID WORK SURFACE		Standard in Ash Walnut						add		475				GSA SIN 33721
													√ SCS Certified Indoor Advantage Gold	
													See Materials & Finishes on page 87	



1925-60HPMS


Mid Back, Armless Sofa, Counter Surface, High Privacy Panel

Single Upholstery	yds	sqft
	11.25	203

Outer Width		60"
Outer Depth		49"
Outer Height		53"
Seat Height		17.5"
Seat Depth		20"
Carton Weight		250 lbs
Carton Volume		104 cu ft

COM	COL	MB LEATHER		GRADE-IN FABRICS								
		A	B	1	2	3	4	5	6	7	8	9
7534	8287	10774	11584	8254	8479	8704	8929	9154	9379	9604	9829	10054

METAL FINISHES	Standard in Powder Coat Stainless Steel	add 658	Yardage requirement includes upholstered privacy panel.
SOLID WORK SURFACE	Standard in Ash Walnut	add 475	GSA SIN 33721 ✓ SCS Certified Indoor Advantage Gold See Materials & Finishes on page 87



1925-61

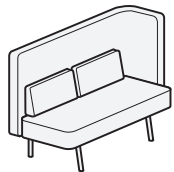
Mid Back, Sofa, 1/2 Arm

Single Upholstery	yds	sqft
	8.75	158

Multiple Upholstery	Body, Seat Cushion	8.5 153
	Lumbar Cushion	1.5 27

COM	COL	MB LEATHER		GRADE-IN FABRICS								
		A	B	1	2	3	4	5	6	7	8	9
4114	4525	6634	7264	4674	4849	5024	5199	5374	5549	5724	5899	6074

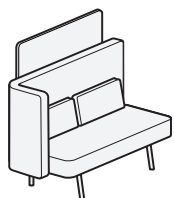
METAL FINISHES	Standard in Powder Coat Stainless Steel	add 404	GSA SIN 33721 ✓ SCS Certified Indoor Advantage Gold See Materials & Finishes on page 87
----------------	--	----------------	---



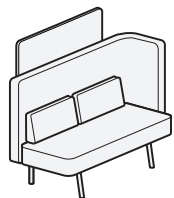
1925-63

Outer Width		64"
Outer Depth		28"
Outer Height		43"
Seat Height		17.5"
Seat Depth		20"
Arm Height		43"
Carton Weight		175 lbs
Carton Volume		56 cu ft

MEDINAH



1925-61HP



1925-63HP


Mid Back, Sofa, 1/2 Arm, High Privacy Panel

Single Upholstery	yds	sqft
	11.75	212

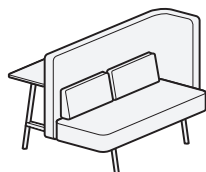
Outer Width	64"	
Outer Depth	30"	
Outer Height	53"	
Seat Height	17.5"	
Seat Depth	20"	
Arm Height	43"	
Carton Weight	195 lbs	
Carton Volume	68 cu ft	

		MB LEATHER		GRADE-IN FABRICS								
COM	COL	A	B	1	2	3	4	5	6	7	8	9
4812	5293	8196	9042	5564	5799	6034	6269	6504	6739	6974	7209	7444

METAL FINISHES	Standard in Powder Coat Stainless Steel	add 404	Yardage requirement includes upholstered privacy panel. GSA SIN 33721 ✓ SCS Certified Indoor Advantage Gold See Materials & Finishes on page 87
----------------	--	----------------	--



1925-61LS



1925-63LS

Mid Back, Sofa, 1/2 Arm, Desk Surface


Single Upholstery	yds	sqft
	8.75	158

Outer Width	64"	
Outer Depth	47"	
Outer Height	43"	
Seat Height	17.5"	
Seat Depth	20"	
Arm Height	43"	
Carton Weight	215 lbs	
Carton Volume	85 cu ft	

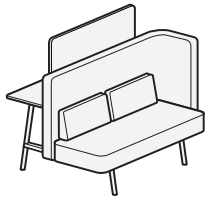
		MB LEATHER		GRADE-IN FABRICS								
COM	COL	A	B	1	2	3	4	5	6	7	8	9
7126	7839	9646	10276	7686	7861	8036	8211	8386	8561	8736	8911	9086

METAL FINISHES	Standard in Powder Coat Stainless Steel	add 658	GSA SIN 33721 ✓ SCS Certified Indoor Advantage Gold
SOLID WORK SURFACE	Standard in Ash Walnut	add 475	See Materials & Finishes on page 87

MEDINAH



1925-61HPLS



1925-63HPLS

Mid Back, Sofa, 1/2 Arm, Desk Surface, High Privacy Panel

Single Upholstery	yds	sqft
	11.75	212

Outer Width	64"	
Outer Depth	49"	
Outer Height	53"	
Seat Height	17.5"	
Seat Depth	20"	
Arm Height	43"	
Carton Weight	230 lbs	
Carton Volume	108 cu ft	

COM	COL	MB LEATHER		GRADE-IN FABRICS								
		A	B	1	2	3	4	5	6	7	8	9
7556	8312	10940	11786	8308	8543	8778	9013	9248	9483	9718	9953	10188

METAL FINISHES	Standard in Powder Coat Stainless Steel	add 658	Yardage requirement includes upholstered privacy panel.
SOLID WORK SURFACE	Standard in Ash Walnut	add 475	GSA SIN 33721 ✓ SCS Certified Indoor Advantage Gold See Materials & Finishes on page 87

Mid Back, Sofa, 1/2 Arm, Counter Surface, High Privacy Panel


Single Upholstery	yds	sqft
	11.75	212

Outer Width	64"	
Outer Depth	49"	
Outer Height	53"	
Seat Height	17.5"	
Seat Depth	20"	
Arm Height	43"	
Carton Weight	250 lbs	
Carton Volume	104 cu ft	


COM	COL	MB LEATHER		GRADE-IN FABRICS								
		A	B	1	2	3	4	5	6	7	8	9
7640	8404	11024	11870	8392	8627	8862	9097	9332	9567	9802	10037	10272

METAL FINISHES	Standard in Powder Coat Stainless Steel	add 658	Yardage requirement includes upholstered privacy panel.
SOLID WORK SURFACE	Standard in Ash Walnut	add 475	GSA SIN 33721 ✓ SCS Certified Indoor Advantage Gold See Materials & Finishes on page 87

1925-61HPMS



1925-63HPMS

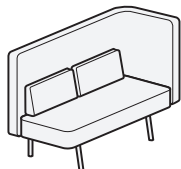


1925-62

Mid Back, Sofa, Full Arm

		yds	sqft
Single Upholstery		9.75	176

Multiple Upholstery	Body, Seat Cushion	9.5	171
	Lumbar Cushion	1.5	27

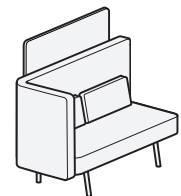


1925-64

Outer Width	64"
Outer Depth	28"
Outer Height	43"
Seat Height	17.5"
Seat Depth	20"
Arm Height	43"
Carton Weight	185 lbs
Carton Volume	56 cu ft

		MB LEATHER		GRADE-IN FABRICS								
COM	COL	A	B	1	2	3	4	5	6	7	8	9
4297	4727	7105	7807	4921	5116	5311	5506	5701	5896	6091	6286	6481

METAL FINISHES	Standard in Powder Coat Stainless Steel	add 404	GSA SIN 33721
			✓ SCS Certified Indoor Advantage Gold
			See Materials & Finishes on page 87

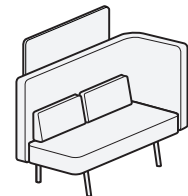


1925-62HP

Mid Back, Sofa, Full Arm, High Privacy Panel

		yds	sqft
Single Upholstery		12.75	230

Outer Width	64"		
Outer Depth	30"		
Outer Height	53"		
Seat Height	17.5"		
Seat Depth	20"		
Arm Height	43"		
Carton Weight	205 lbs		
Carton Volume	68 cu ft		




1925-64HP

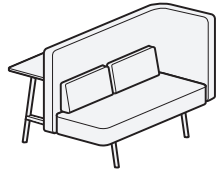
		MB LEATHER		GRADE-IN FABRICS								
COM	COL	A	B	1	2	3	4	5	6	7	8	9
4867	5354	8539	9457	5683	5938	6193	6448	6703	6958	7213	7468	7723

METAL FINISHES	Standard in Powder Coat Stainless Steel	add 404	Yardage requirement includes upholstered privacy panel.
			GSA SIN 33721
			✓ SCS Certified Indoor Advantage Gold
			See Materials & Finishes on page 87

MEDINAH



1925-62LS



1925-64LS


Mid Back, Sofa, Full Arm, Desk Surface

Single Upholstery	yds	sqft
	12.75	230

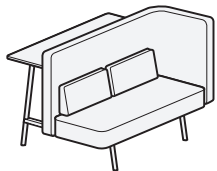
Outer Width	64"	
Outer Depth	47"	
Outer Height	43"	
Seat Height	17.5"	
Seat Depth	20"	
Arm Height	43"	
Carton Weight	225 lbs	
Carton Volume	85 cu ft	

COM	COL	MB LEATHER		GRADE-IN FABRICS								
		A	B	1	2	3	4	5	6	7	8	9
7224	7946	10896	11814	8040	8295	8550	8805	9060	9315	9570	9825	10080

METAL FINISHES	Standard in Powder Coat Stainless Steel	add 658	GSA SIN 33721
SOLID WORK SURFACE	Standard in Ash Walnut	add 475	✓ SCS Certified Indoor Advantage Gold
			See Materials & Finishes on page 87



1925-62MS



1925-64MS

Mid Back, Sofa, Full Arm, Counter Surface


Single Upholstery	yds	sqft
	12.75	230

Outer Width	64"	
Outer Depth	47"	
Outer Height	43"	
Seat Height	17.5"	
Seat Depth	20"	
Arm Height	43"	
Carton Weight	230 lbs	
Carton Volume	85 cu ft	

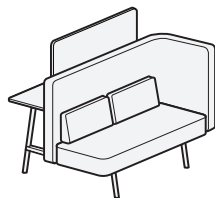
COM	COL	MB LEATHER		GRADE-IN FABRICS								
		A	B	1	2	3	4	5	6	7	8	9
7316	8048	10988	11906	8132	8387	8642	8897	9152	9407	9662	9917	10172

METAL FINISHES	Standard in Powder Coat Stainless Steel	add 658	GSA SIN 33721
SOLID WORK SURFACE	Standard in Ash Walnut	add 475	✓ SCS Certified Indoor Advantage Gold
			See Materials & Finishes on page 87

MEDINAH



1925-62HPLS



1925-64HPLS

Mid Back, Sofa, Full Arm, Desk Surface, High Privacy Panel

Single Upholstery	yds	sqft
	12.75	230

Outer Width	64"	
Outer Depth	49"	
Outer Height	53"	
Seat Height	17.5"	
Seat Depth	20"	
Arm Height	43"	
Carton Weight	240 lbs	
Carton Volume	108 cu ft	

COM	COL	MB LEATHER		GRADE-IN FABRICS								
		A	B	1	2	3	4	5	6	7	8	9
7686	8455	11358	12276	8502	8757	9012	9267	9522	9777	10032	10287	10542

METAL FINISHES Standard in Powder Coat Stainless Steel add **658** Yardage requirement includes upholstered privacy panel.

SOLID WORK SURFACE Standard in Ash Walnut add **475** GSA SIN 33721
 ✓ SCS Certified Indoor Advantage Gold
 See [Materials & Finishes](#) on page 87

Mid Back, Sofa, Full Arm, Counter Surface, High Privacy Panel

Single Upholstery	yds	sqft
	12.75	230

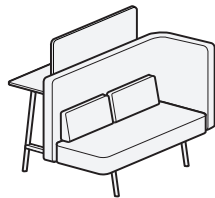
Outer Width	64"	
Outer Depth	49"	
Outer Height	53"	
Seat Height	17.5"	
Seat Depth	20"	
Arm Height	43"	
Carton Weight	260 lbs	
Carton Volume	108 cu ft	

COM	COL	MB LEATHER		GRADE-IN FABRICS								
		A	B	1	2	3	4	5	6	7	8	9
7773	8550	11445	12363	8589	8844	9099	9354	9609	9864	10119	10374	10629


METAL FINISHES Standard in Powder Coat Stainless Steel add **658** Yardage requirement includes upholstered privacy panel.

SOLID WORK SURFACE Standard in Ash Walnut add **475** GSA SIN 33721
 ✓ SCS Certified Indoor Advantage Gold
 See [Materials & Finishes](#) on page 87

1925-62HPMS



1925-64HPMS



1925-67

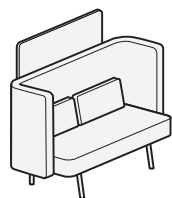
Mid Back, Sofa, 1/2 Arms

Upholstery		yds	sqft
Single Upholstery		8.75	158
Multiple Upholstery	Body, Seat Cushion	8.5	153
	Lumbar Cushion	1.5	27

Outer Width	68"
Outer Depth	28"
Outer Height	43"
Seat Height	17.5"
Seat Depth	20"
Arm Height	43"
Width between Arms	60"
Carton Weight	195 lbs
Carton Volume	59 cu ft

COM	COL	MB LEATHER		GRADE-IN FABRICS								
		A	B	1	2	3	4	5	6	7	8	9
4434	4877	6954	7584	4994	5169	5344	5519	5694	5869	6044	6219	6394

METAL FINISHES	Standard in Powder Coat	Stainless Steel	add	404	GSA SIN 33721
					√ SCS Certified Indoor Advantage Gold
					See Materials & Finishes on page 87



1925-67HP

Mid Back, Sofa, 1/2 Arms, High Privacy Panel

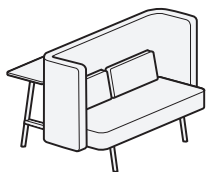
Upholstery		yds	sqft
Single Upholstery		11.75	212
Outer Width		68"	
Outer Depth		30"	
Outer Height		53"	
Seat Height		17.5"	
Seat Depth		20"	
Arm Height		43"	
Width between Arms		60"	
Carton Weight		215 lbs	
Carton Volume		72 cu ft	

COM	COL	MB LEATHER		GRADE-IN FABRICS								
		A	B	1	2	3	4	5	6	7	8	9
4955	5451	8339	9185	5707	5942	6177	6412	6647	6882	7117	7352	7587

METAL FINISHES	Standard in Powder Coat	Stainless Steel	add	404	Yardage requirement includes upholstered privacy panel.
					GSA SIN 33721
					√ SCS Certified Indoor Advantage Gold
					See Materials & Finishes on page 87

MEDINAH

Martin
/ Bratrud



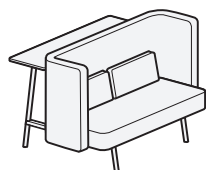
1925-67LS

Mid Back, Sofa, 1/2 Arms, Desk Surface

Single Upholstery	yds	sqft
	8.75	158

Outer Width	68"	
Outer Depth	47"	
Outer Height	43"	
Seat Height	17.5"	
Seat Depth	20"	
Arm Height	43"	
Width between Arms	60"	
Carton Weight	235 lbs	
Carton Volume	90 cu ft	

COM	COL	MB LEATHER		GRADE-IN FABRICS									
		A	B	1	2	3	4	5	6	7	8	9	
7531	8284	10051	10681	8091	8266	8441	8616	8791	8966	9141	9316	9491	
METAL FINISHES		Standard in Powder Coat Stainless Steel						add 658		GSA SIN 33721			
SOLID WORK SURFACE		Standard in Ash Walnut						add 475		✓ SCS Certified Indoor Advantage Gold			
See Materials & Finishes on page 87													




1925-67MS

Mid Back, Sofa, 1/2 Arms, Counter Surface

Single Upholstery	yds	sqft
	8.75	158

Outer Width	68"	
Outer Depth	47"	
Outer Height	43"	
Seat Height	17.5"	
Seat Depth	20"	
Arm Height	43"	
Width between Arms	60"	
Carton Weight	240 lbs	
Carton Volume	90 cu ft	

COM	COL	MB LEATHER		GRADE-IN FABRICS									
		A	B	1	2	3	4	5	6	7	8	9	
7534	8287	10054	10684	8094	8269	8444	8619	8794	8969	9144	9319	9494	
METAL FINISHES		Standard in Powder Coat Stainless Steel						add 658		GSA SIN 33721			
SOLID WORK SURFACE		Standard in Ash Walnut						add 475		✓ SCS Certified Indoor Advantage Gold			
See Materials & Finishes on page 87													



1925-67HPLS


Mid Back, Sofa, 1/2 Arms, Desk Surface, High Privacy Panel

Single Upholstery	yds	sqft
	11.75	212

Outer Width	68"	
Outer Depth	49"	
Outer Height	43"	
Seat Height	17.5"	
Seat Depth	20"	
Arm Height	43"	
Width between Arms	60"	
Carton Weight	250 lbs	
Carton Volume	93 cu ft	

COM	COL	MB LEATHER		GRADE-IN FABRICS								
		A	B	1	2	3	4	5	6	7	8	9
8068	8875	11452	12298	8820	9055	9290	9525	9760	9995	10230	10465	10700

METAL FINISHES	Standard in Powder Coat Stainless Steel	add 658	Yardage requirement includes upholstered privacy panel.
SOLID WORK SURFACE	Standard in Ash Walnut	add 475	GSA SIN 33721 ✓ SCS Certified Indoor Advantage Gold See Materials & Finishes on page 87



1925-67HPMS


Mid Back, Sofa, 1/2 Arms, Counter Surface, High Privacy Panel

Single Upholstery	yds	sqft
	11.75	212

Outer Width	68"	
Outer Depth	49"	
Outer Height	43"	
Seat Height	17.5"	
Seat Depth	20"	
Arm Height	43"	
Width between Arms	60"	
Carton Weight	270 lbs	
Carton Volume	93 cu ft	

COM	COL	MB LEATHER		GRADE-IN FABRICS								
		A	B	1	2	3	4	5	6	7	8	9
8149	8964	11533	12379	8901	9136	9371	9606	9841	10076	10311	10546	10781

METAL FINISHES	Standard in Powder Coat Stainless Steel	add 658	Yardage requirement includes upholstered privacy panel.
SOLID WORK SURFACE	Standard in Ash Walnut	add 475	GSA SIN 33721 ✓ SCS Certified Indoor Advantage Gold See Materials & Finishes on page 87



1925-68


Mid Back, Sofa, Full Arms

Single Upholstery		yds	sqft
		11	198
Multiple Upholstery	Body, Seat Cushion	10.5	189
	Lumbar Cushion	1.5	27

Outer Width	68"
Outer Depth	28"
Outer Height	43"
Seat Height	17.5"
Seat Depth	20"
Arm Height	43"
Width between Arms	60"
Carton Weight	205 lbs
Carton Volume	58 cu ft

COM	COL	MB LEATHER		GRADE-IN FABRICS								
		A	B	1	2	3	4	5	6	7	8	9
4608	5069	7776	8568	5312	5532	5752	5972	6192	6412	6632	6852	7072

METAL FINISHES	Standard in Powder Coat Stainless Steel	add 404	GSA SIN 33721
			✓ SCS Certified Indoor Advantage Gold
			See Materials & Finishes on page 87



1925-68HP

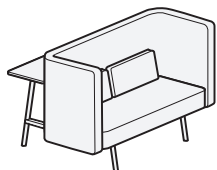
Mid Back, Sofa, Single Seat, 2 Lumbars, Full Arm, High Privacy Panel

Single Upholstery		yds	sqft
		14	252
Outer Width	68"		
Outer Depth	30"		
Outer Height	43"		
Seat Height	18.5"		
Seat Depth	20"		
Arm Height	43"		
Width between Arms	60"		
Carton Weight	225 lbs		
Carton Volume	59 cu ft		

COM	COL	MB LEATHER		GRADE-IN FABRICS								
		A	B	1	2	3	4	5	6	7	8	9
5136	5650	9168	10176	6032	6312	6592	6872	7152	7432	7712	7992	8272

METAL FINISHES	Standard in Powder Coat Stainless Steel	add 404	Yardage requirement includes upholstered privacy panel.
			GSA SIN 33721
			✓ SCS Certified Indoor Advantage Gold
			See Materials & Finishes on page 87

MEDINAH



1925-68LS

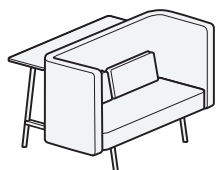
Mid Back, Sofa, Full Arms, Desk Surface

Single Upholstery	yds	sqft
	11	198

Outer Width		68"
Outer Depth		47"
Outer Height		43"
Seat Height		17.5"
Seat Depth		20"
Arm Height		43"
Width between Arms		60"
Carton Weight		245 lbs
Carton Volume		90 cu ft

COM	COL	MB LEATHER		GRADE-IN FABRICS								
		A	B	1	2	3	4	5	6	7	8	9
7607	8368	10775	11567	8311	8531	8751	8971	9191	9411	9631	9851	10071

METAL FINISHES	Standard in Powder Coat Stainless Steel	add	658	GSA SIN 33721
				✓ SCS Certified Indoor Advantage Gold
SOLID WORK SURFACE	Standard in Ash Walnut	add	475	See Materials & Finishes on page 87



1925-68MS


Mid Back, Sofa, Full Arms, Counter Surface

Single Upholstery	yds	sqft
	11	198

Outer Width		68"
Outer Depth		47"
Outer Height		43"
Seat Height		17.5"
Seat Depth		20"
Arm Height		43"
Width between Arms		60"
Carton Weight		250 lbs
Carton Volume		90 cu ft

COM	COL	MB LEATHER		GRADE-IN FABRICS								
		A	B	1	2	3	4	5	6	7	8	9
7672	8439	10840	11632	8376	8596	8816	9036	9256	9476	9696	9916	10136

METAL FINISHES	Standard in Powder Coat Stainless Steel	add	658	GSA SIN 33721
				✓ SCS Certified Indoor Advantage Gold
SOLID WORK SURFACE	Standard in Ash Walnut	add	475	See Materials & Finishes on page 87



1925-68HPLS


Mid Back, Sofa, Full Arms, Desk Surface, High Privacy Panel

Single Upholstery	yds	sqft
	14	252

Outer Width		68"
Outer Depth		49"
Outer Height		53"
Seat Height		17.5"
Seat Depth		20"
Arm Height		43"
Width between Arms		60"
Carton Weight		260 lbs
Carton Volume		114 cu ft

COM	COL	MB LEATHER		GRADE-IN FABRICS								
		A	B	1	2	3	4	5	6	7	8	9
10622	11684	14654	15662	11518	11798	12078	12358	12638	12918	13198	13478	13758

METAL FINISHES	Standard in Powder Coat Stainless Steel	add	658	Yardage requirement includes upholstered privacy panel.
SOLID WORK SURFACE	Standard in Ash Walnut	add	475	GSA SIN 33721 ✓ SCS Certified Indoor Advantage Gold See Materials & Finishes on page 87



1925-68HPMS

Mid Back, Sofa, Full Arms, Counter Surface, High Privacy Panel

Single Upholstery	yds	sqft
	14	252

Outer Width		68"
Outer Depth		49"
Outer Height		53"
Seat Height		17.5"
Seat Depth		20"
Arm Height		43"
Width between Arms		60"
Carton Weight		280 lbs
Carton Volume		114 cu ft

COM	COL	MB LEATHER		GRADE-IN FABRICS								
		A	B	1	2	3	4	5	6	7	8	9
10734	11807	14766	15774	11630	11910	12190	12470	12750	13030	13310	13590	13870

METAL FINISHES	Standard in Powder Coat Stainless Steel	add	658	Yardage requirement includes upholstered privacy panel.
SOLID WORK SURFACE	Standard in Ash Walnut	add	475	GSA SIN 33721 ✓ SCS Certified Indoor Advantage Gold See Materials & Finishes on page 87



1925-70

Mid Back, 30° Angled Sofa, Armless

Single Upholstery		yds	sqft
		8.25	149

Multiple Upholstery	Body, Seat Cushion	8	144
	Lumbar Cushion	1.5	27

Outer Width	63"
Outer Depth	39.5"
Outer Height	43"
Seat Height	17.5"
Seat Depth	20"
Arm Height	43"
Carton Weight	185 lbs
Carton Volume	74 cu ft

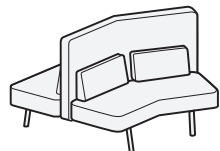
COM	COL	MB LEATHER		GRADE-IN FABRICS								
		A	B	1	2	3	4	5	6	7	8	9
4840	5324	7216	7810	5368	5533	5698	5863	6028	6193	6358	6523	6688

METAL FINISHES Standard in Powder Coat Stainless Steel add **404**

GSA SIN 33721

✓ SCS Certified Indoor Advantage Gold

See [Materials & Finishes](#) on page 87



1925-70BTB

Mid Back, 30° Angled Sofa, Back-to-Back, Armless

Single Upholstery		yds	sqft
		11.75	212

Multiple Upholstery	Body, Seat Cushion	11.5	207
	Lumbar Cushion	3	54

Outer Width	73"
Outer Depth	63"
Outer Height	43"
Seat Height	17.5"
Seat Depth	20"
Carton Weight	340 lbs
Carton Volume	133 cu ft

COM	COL	MB LEATHER		GRADE-IN FABRICS								
		A	B	1	2	3	4	5	6	7	8	9
9161	10077	12545	13391	9913	10148	10383	10618	10853	11088	11323	11558	11793

METAL FINISHES Standard in Powder Coat Stainless Steel add **458**

GSA SIN 33721

✓ SCS Certified Indoor Advantage Gold

See [Materials & Finishes](#) on page 87



1925-80

Mid Back, 45° Angled Sofa, Armless

Single Upholstery		yds	sqft
		8.25	149

Multiple Upholstery	Body, Seat Cushion	8	144
	Lumbar Cushion	1.5	27

Outer Width	63"
Outer Depth	43"
Outer Height	43"
Seat Height	17.5"
Seat Depth	20"
Carton Weight	205 lbs
Carton Volume	80 cu ft

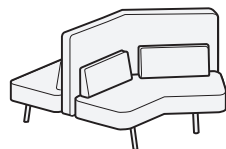
COM	COL	MB LEATHER		GRADE-IN FABRICS								
		A	B	1	2	3	4	5	6	7	8	9
4912	5403	7288	7882	5440	5605	5770	5935	6100	6265	6430	6595	6760

METAL FINISHES Standard in Powder Coat Stainless Steel add **404**

GSA SIN 33721

✓ SCS Certified Indoor Advantage Gold

See [Materials & Finishes](#) on page 87



1925-80BTB

Mid Back, 45° Angled Sofa, Back-to-Back, Armless

Single Upholstery		yds	sqft
		11.75	212

Multiple Upholstery	Body, Seat Cushion	11.5	207
	Lumbar Cushion	3	54

Outer Width	79"
Outer Depth	66.5"
Outer Height	43"
Seat Height	17.5"
Seat Depth	20"
Carton Weight	350 lbs
Carton Volume	151 cu ft

COM	COL	MB LEATHER		GRADE-IN FABRICS								
		A	B	1	2	3	4	5	6	7	8	9
9391	10330	12775	13621	10143	10378	10613	10848	11083	11318	11553	11788	12023

METAL FINISHES Standard in Powder Coat Stainless Steel add **458**

GSA SIN 33721

✓ SCS Certified Indoor Advantage Gold

See [Materials & Finishes](#) on page 87



1926-20

High Back, Armless Chair


Single Upholstery		yds	sqft
		5.25	95

Multiple Upholstery	Body, Seat Cushion	5	90
	Lumbar Cushion	1.75	32

Outer Width	34"
Outer Depth	28"
Outer Height	54"
Seat Height	17.5"
Seat Depth	20"
Carton Weight	120 lbs
Carton Volume	37 cu ft

COM	COL	MB LEATHER		GRADE-IN FABRICS								
		A	B	1	2	3	4	5	6	7	8	9
2972	3269	4484	4862	3308	3413	3518	3623	3728	3833	3938	4043	4148

METAL FINISHES	Standard in Powder Coat Stainless Steel	add 404	GSA SIN 33721
			✓ SCS Certified Indoor Advantage Gold
			See Materials & Finishes on page 87



1926-20BTB

High Back, Armless Chair, Back-to-Back

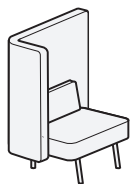
Single Upholstery		yds	sqft
		6.75	122

Multiple Upholstery	Body, Seat Cushion	6.5	117
	Lumbar Cushion	3.5	63

Outer Width	34"
Outer Depth	52"
Outer Height	54"
Seat Height	17.5"
Seat Depth	20"
Carton Weight	215 lbs
Carton Volume	67 cu ft

COM	COL	MB LEATHER		GRADE-IN FABRICS								
		A	B	1	2	3	4	5	6	7	8	9
4976	5474	6920	7406	5408	5543	5678	5813	5948	6083	6218	6353	6488

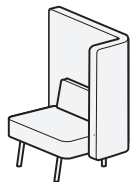
METAL FINISHES	Standard in Powder Coat Stainless Steel	add 458	GSA SIN 33721
			✓ SCS Certified Indoor Advantage Gold
			See Materials & Finishes on page 87



1926-21

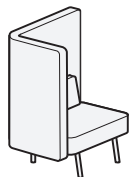
High Back, Chair, 1/2 Arm

Upholstery		yds	sqft
Single Upholstery		6.75	122
Multiple Upholstery	Body, Seat Cushion	6.5	117
	Lumbar Cushion	1.75	32



1926-23


Outer Width	38"
Outer Depth	28"
Outer Height	54"
Seat Height	17.5"
Seat Depth	20"
Arm Height	54"
Carton Weight	165 lbs
Carton Volume	41 cu ft



1926-22

High Back, Chair, Full Arm

Upholstery		yds	sqft
Single Upholstery		7.75	140
Multiple Upholstery	Body, Seat Cushion	7.5	135
	Lumbar Cushion	1.75	32



1926-24

Outer Width	38"
Outer Depth	28"
Outer Height	54"
Seat Height	17.5"
Seat Depth	20"
Arm Height	54"
Carton Weight	65 lbs
Carton Volume	41 cu ft

COM	COL	MB LEATHER		GRADE-IN FABRICS								
		A	B	1	2	3	4	5	6	7	8	9
3304	3634	5248	5734	3736	3871	4006	4141	4276	4411	4546	4681	4816

METAL FINISHES Standard in Powder Coat Stainless Steel add **404**

GSA SIN 33721

✓ SCS Certified Indoor Advantage Gold

See [Materials & Finishes](#) on page 87

COM	COL	MB LEATHER		GRADE-IN FABRICS								
		A	B	1	2	3	4	5	6	7	8	9
3435	3779	5667	6225	3931	4086	4241	4396	4551	4706	4861	5016	5171

METAL FINISHES Standard in Powder Coat Stainless Steel add **404**

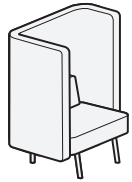
GSA SIN 33721

✓ SCS Certified Indoor Advantage Gold

See [Materials & Finishes](#) on page 87

MEDINAH

Martin / Bratrud




1926-25

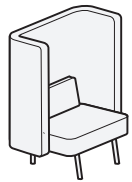
High Back, Wide Chair, Full Arm and 1/2 Arm

Single Upholstery	yds	sqft
	9	162

Outer Width		46"
Outer Depth		28"
Outer Height		54"
Seat Height		18.5"
Seat Depth		20"
Carton Weight		180 lbs
Carton Volume		46 cu ft



1926-26



1926-27

High Back, Chair, 1/2 Arms

Single Upholstery	yds	sqft
	6.75	122

Multiple Upholstery	Body, Seat Cushion	6.5 117
	Lumbar Cushion	1.75 32


Outer Width		42"
Outer Depth		28"
Outer Height		54"
Seat Height		17.5"
Seat Depth		20"
Arm Height		54"
Width between Arms		34"
Carton Weight		175 lbs
Carton Volume		46 cu ft

COM	COL	MB LEATHER		GRADE-IN FABRICS								
		A	B	1	2	3	4	5	6	7	8	9
3941	4335	6533	7181	4517	4697	4877	5057	5237	5417	5597	5777	5957

METAL FINISHES	Standard in Powder Coat Stainless Steel		add 404	GSA SIN 33721
				✓ SCS Certified Indoor Advantage Gold
				See Materials & Finishes on page 87

COM	COL	MB LEATHER		GRADE-IN FABRICS								
		A	B	1	2	3	4	5	6	7	8	9
3682	4050	5626	6112	4114	4249	4384	4519	4654	4789	4924	5059	5194

METAL FINISHES	Standard in Powder Coat Stainless Steel		add 404	GSA SIN 33721
				✓ SCS Certified Indoor Advantage Gold
				See Materials & Finishes on page 87



1926-28


High Back, Chair, Full Arms

Upholstery		yds	sqft
Single Upholstery		9.25	167
Multiple Upholstery	Body, Seat Cushion	9	162
	Lumbar Cushion	1.75	32

Outer Width	42"
Outer Depth	28"
Outer Height	54"
Seat Height	17.5"
Seat Depth	20"
Arm Height	54"
Width between Arms	34"
Carton Weight	190 lbs
Carton Volume	46 cu ft

COM	COL	MB LEATHER		GRADE-IN FABRICS								
		A	B	1	2	3	4	5	6	7	8	9
3862	4248	6526	7192	4454	4639	4824	5009	5194	5379	5564	5749	5934

METAL FINISHES	Standard in Powder Coat Stainless Steel	add 404	GSA SIN 33721
			✓ SCS Certified Indoor Advantage Gold
			See Materials & Finishes on page 87



1926-30


High Back, Wide Chair, Armless

Upholstery		yds	sqft
Single Upholstery		5.5	99
Multiple Upholstery	Body, Seat Cushion	5.25	95
	Lumbar Cushion	2	36

Outer Width	38"
Outer Depth	28"
Outer Height	54"
Seat Height	17.5"
Seat Depth	20"
Carton Weight	130 lbs
Carton Volume	41 cu ft

COM	COL	MB LEATHER		GRADE-IN FABRICS								
		A	B	1	2	3	4	5	6	7	8	9
3155	3471	4739	5135	3507	3617	3727	3837	3947	4057	4167	4277	4387

METAL FINISHES	Standard in Powder Coat Stainless Steel	add 404	GSA SIN 33721
			✓ SCS Certified Indoor Advantage Gold
			See Materials & Finishes on page 87



1926-30BTB

High Back, Wide Chair, Back-to-Back, Armless

Single Upholstery yds sqft
7 126

Multiple Upholstery Body, Seat Cushion 6.75 122
Lumbar Cushion 3.75 68

Outer Width 38"
Outer Depth 52"
Outer Height 54"
Seat Height 17.5"
Seat Depth 20"
Carton Weight 225 lbs
Carton Volume 74 cu ft

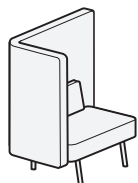
COM	COL	MB LEATHER		GRADE-IN FABRICS								
		A	B	1	2	3	4	5	6	7	8	9
5404	5944	7420	7924	5852	5992	6132	6272	6412	6552	6692	6832	6972

METAL FINISHES Standard in Powder Coat Stainless Steel add 458

GSA SIN 33721

✓ SCS Certified Indoor Advantage Gold

See [Materials & Finishes](#) on page 87



1926-32

High Back, Wide Chair, Full Arm

Single Upholstery yds sqft
8 144

Multiple Upholstery Body, Seat Cushion 7.75 140
Lumbar Cushion 2 36

Outer Width 42"
Outer Depth 28"
Outer Height 54"
Seat Height 17.5"
Seat Depth 20"
Arm Height 54"
Carton Weight 170 lbs
Carton Volume 46 cu ft

COM	COL	MB LEATHER		GRADE-IN FABRICS								
		A	B	1	2	3	4	5	6	7	8	9
3571	3928	5875	6451	4083	4243	4403	4563	4723	4883	5043	5203	5363

METAL FINISHES Standard in Powder Coat Stainless Steel add 404

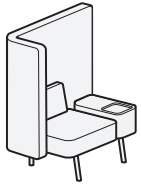
GSA SIN 33721

✓ SCS Certified Indoor Advantage Gold

See [Materials & Finishes](#) on page 87



1926-34



1926-31ET

High Back, Wide Chair, 1/2 Arm, Jetty Sidecar Table

Single Upholstery	yds	sqft
	8	144

Outer Width	46.5"	
Outer Depth	28"	
Outer Height	54"	
Seat Height	18.5"	
Seat Depth	20"	
Carton Volume	48 cu ft	

COM	COL	MB LEATHER		GRADE-IN FABRICS								
		A	B	1	2	3	4	5	6	7	8	9
8583	9441	10887	11463	9095	9255	9415	9575	9735	9895	10055	10215	10375

METAL FINISHES Standard in Powder Coat
Stainless Steel add **404**


See Power Options Worksheet.

GSA SIN 33721

JETTY SIDECAR TABLE Standard in Corian® in Glacier White
Corian® in Carbon or Concrete add **238**

✓ SCS Certified Indoor Advantage Gold

See [Materials & Finishes](#) on page 87



1926-33ET

High Back, Wide Chair, Full Arm, Jetty Sidecar Table

Single Upholstery	yds	sqft
	8.5	153

Outer Width	46.5"	
Outer Depth	28"	
Outer Height	54"	
Seat Height	18.5"	
Seat Depth	20"	
Carton Volume	48 cu ft	

COM	COL	MB LEATHER		GRADE-IN FABRICS								
		A	B	1	2	3	4	5	6	7	8	9
8731	9604	11179	11791	9275	9445	9615	9785	9955	10125	10295	10465	10635

METAL FINISHES Standard in Powder Coat
Stainless Steel add **404**

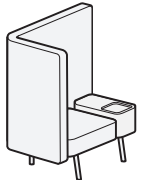
See Power Options Worksheet.

GSA SIN 33721


JETTY SIDECAR TABLE Standard in Corian® in Glacier White
Corian® in Carbon or Concrete add **238**

✓ SCS Certified Indoor Advantage Gold


See [Materials & Finishes](#) on page 87



1926-32ET



1926-34ET



1926-32LSA


High Back, Wide Chair, Full Arm, Asym Work Surface

Single Upholstery	yds	sqft
	8	144

Outer Width		42"
Outer Depth		28"
Outer Height		54"
Seat Height		18.5"
Seat Depth		20"
Carton Weight		230 lbs
Carton Volume		43 cu ft

COM	COL	MB LEATHER		GRADE-IN FABRICS								
		A	B	1	2	3	4	5	6	7	8	9
6525	7178	8829	9405	7037	7197	7357	7517	7677	7837	7997	8157	8317

METAL FINISHES	Standard in Powder Coat Stainless Steel	add	636	GSA SIN 33721
SOLID WORK SURFACE	Standard in Ash Walnut	add	475	✓ SCS Certified Indoor Advantage Gold
				See Materials & Finishes on page 87



1926-34LSA

High Back, Wide Chair, 1/2 Arms

Single Upholstery	yds	sqft	
	7	126	


Multiple Upholstery	Body, Seat Cushion	6.75	122
	Lumbar Cushion	2	36

COM	COL	MB LEATHER		GRADE-IN FABRICS								
		A	B	1	2	3	4	5	6	7	8	9
3725	4098	5741	6245	4173	4313	4453	4593	4733	4873	5013	5153	5293

METAL FINISHES	Standard in Powder Coat Stainless Steel	add	404	GSA SIN 33721
				✓ SCS Certified Indoor Advantage Gold
				See Materials & Finishes on page 87

Outer Width	46"
Outer Depth	28"
Outer Height	54"
Seat Height	17.5"
Seat Depth	20"
Arm Height	54"
Width between Arms	38"
Carton Weight	185 lbs
Carton Volume	50 cu ft

1926-37




1926-38

High Back, Wide Chair, Full Arms

Single Upholstery		yds	sqft
		9.5	171

Multiple Upholstery	Body, Seat Cushion	9.25	167
	Lumbar Cushion	2	36

Outer Width	46"
Outer Depth	28"
Outer Height	54"
Seat Height	17.5"
Seat Depth	20"
Arm Height	54"
Width between Arms	38"
Carton Weight	190 lbs
Carton Volume	50 cu ft



1926-60

High Back, Armless Sofa

Single Upholstery		yds	sqft
		9.75	176

Multiple Upholstery	Body, Seat Cushion	9.5	171
	Lumbar Cushion	1.75	32

Outer Width	60"
Outer Depth	28"
Outer Height	54"
Seat Height	17.5"
Seat Depth	20"
Carton Weight	192 lbs
Carton Volume	65 cu ft

COM	COL	MB LEATHER		GRADE-IN FABRICS								
		A	B	1	2	3	4	5	6	7	8	9
3840	4224	6576	7260	4448	4638	4828	5018	5208	5398	5588	5778	5968

METAL FINISHES Standard in Powder Coat Stainless Steel add **404**

GSA SIN 33721

✓ SCS Certified Indoor Advantage Gold

See [Materials & Finishes](#) on page 87


COM	COL	MB LEATHER		GRADE-IN FABRICS								
		A	B	1	2	3	4	5	6	7	8	9
4297	4727	7105	7807	4921	5116	5311	5506	5701	5896	6091	6286	6481

METAL FINISHES Standard in Powder Coat Stainless Steel add **404**

GSA SIN 33721

✓ SCS Certified Indoor Advantage Gold

See [Materials & Finishes](#) on page 87



1926-60BTB

High Back, Armless Sofa, Back-to-Back


Single Upholstery		yds	sqft
		13.25	239

Multiple Upholstery	Body, Seat Cushion	13	234
	Lumbar Cushion	3.5	63

Outer Width	60"
Outer Depth	52"
Outer Height	54"
Seat Height	17.5"
Seat Depth	20"
Carton Weight	280 lbs
Carton Volume	116 cu ft

COM	COL	MB LEATHER		GRADE-IN FABRICS								
		A	B	1	2	3	4	5	6	7	8	9
7665	8432	11481	12435	8513	8778	9043	9308	9573	9838	10103	10368	10633

METAL FINISHES	Standard in Powder Coat Stainless Steel		add	458	GSA SIN 33721
					✓ SCS Certified Indoor Advantage Gold
					See Materials & Finishes on page 87



1926-60LS

High Back, Armless Sofa, Desk Surface

Single Upholstery		yds	sqft
		9.75	176


Outer Width	60"
Outer Depth	47"
Outer Height	54"
Seat Height	17.5"
Seat Depth	20"
Carton Weight	210 lbs
Carton Volume	105 cu ft

COM	COL	MB LEATHER		GRADE-IN FABRICS								
		A	B	1	2	3	4	5	6	7	8	9
7417	8159	10225	10927	8041	8236	8431	8626	8821	9016	9211	9406	9601

METAL FINISHES	Standard in Powder Coat Stainless Steel		add	658	GSA SIN 33721
					✓ SCS Certified Indoor Advantage Gold
SOLID WORK SURFACE	Standard in Ash Walnut		add	475	See Materials & Finishes on page 87

MEDINAH

Martin
/ Bratrud




1926-60MS

High Back, Armless Sofa, Counter Surface

Single Upholstery	yds	sqft
	9.75	176

Outer Width	60"	
Outer Depth	47"	
Outer Height	54"	
Seat Height	17.5"	
Seat Depth	20"	
Carton Weight	208 lbs	
Carton Volume	99 cu ft	

COM	COL	MB LEATHER		GRADE-IN FABRICS										
		A	B	1	2	3	4	5	6	7	8	9		
7527	8280	10335	11037	8151	8346	8541	8736	8931	9126	9321	9516	9711		
METAL FINISHES		Standard in Powder Coat Stainless Steel						add		658				GSA SIN 33721
SOLID WORK SURFACE		Standard in Ash Walnut						add		475				✓ SCS Certified Indoor Advantage Gold
													See Materials & Finishes on page 87	




1926-60HS

High Back, Armless Sofa, Communal Surface

Single Upholstery	yds	sqft
	9.75	176

Outer Width	60"	
Outer Depth	47"	
Outer Height	54"	
Seat Height	17.5"	
Seat Depth	20"	
Carton Weight	210 lbs	
Carton Volume	99 cu ft	


COM	COL	MB LEATHER		GRADE-IN FABRICS										
		A	B	1	2	3	4	5	6	7	8	9		
7662	8428	10470	11172	8286	8481	8676	8871	9066	9261	9456	9651	9846		
METAL FINISHES		Standard in Powder Coat Stainless Steel						add		658				GSA SIN 33721
SOLID WORK SURFACE		Standard in Ash Walnut						add		475				✓ SCS Certified Indoor Advantage Gold
													See Materials & Finishes on page 87	



1926-61

High Back, Sofa, 1/2 Arm

Single Upholstery		yds	sqft
		9.75	176
Multiple Upholstery	Body, Seat Cushion	9.5	171
	Lumbar Cushion	1.75	32



1926-63

Outer Width	64"
Outer Depth	28"
Outer Height	54"
Seat Height	17.5"
Seat Depth	20"
Carton Weight	195 lbs
Carton Volume	69 cu ft


COM	COL	MB LEATHER		GRADE-IN FABRICS								
		A	B	1	2	3	4	5	6	7	8	9
4626	5089	7434	8136	5250	5445	5640	5835	6030	6225	6420	6615	6810

METAL FINISHES	Standard in Powder Coat Stainless Steel	add	404
----------------	--	-----	------------

GSA SIN 33721

✓ SCS Certified Indoor Advantage Gold


See [Materials & Finishes](#) on page 87



1926-61LS

High Back, Sofa, 1/2 Arm, Desk Surface

Single Upholstery		yds	sqft
		9.75	176
Outer Width	64"		
Outer Depth	47"		
Outer Height	54"		
Seat Height	17.5"		
Seat Depth	24"		
Carton Weight	210 lbs		
Carton Volume	105 cu ft		



1926-63LS

COM	COL	MB LEATHER		GRADE-IN FABRICS								
		A	B	1	2	3	4	5	6	7	8	9
7720	8492	10528	11230	8344	8539	8734	8929	9124	9319	9514	9709	9904


METAL FINISHES	Standard in Powder Coat Stainless Steel	add	658
----------------	--	-----	------------

GSA SIN 33721


✓ SCS Certified Indoor Advantage Gold

SOLID WORK SURFACE	Standard in Ash Walnut	add	475
--------------------	---------------------------	-----	------------

See [Materials & Finishes](#) on page 87



1926-61MS



1926-63MS

High Back, Sofa, 1/2 Arm, Counter Surface

Single Upholstery	yds	sqft
	9.75	176

Outer Width	64"	
Outer Depth	47"	
Outer Height	54"	
Seat Height	17.5"	
Seat Depth	20"	
Carton Weight	220 lbs	
Carton Volume	105 cu ft	

COM	COL	MB LEATHER		GRADE-IN FABRICS								
		A	B	1	2	3	4	5	6	7	8	9
7781	8559	10589	11291	8405	8600	8795	8990	9185	9380	9575	9770	9965

METAL FINISHES	Standard in Powder Coat Stainless Steel	add 658	GSA SIN 33721 ✓ SCS Certified Indoor Advantage Gold
SOLID WORK SURFACE	Standard in Ash Walnut	add 475	See Materials & Finishes on page 87

High Back, Sofa, 1/2 Arm, Communal Surface

Single Upholstery	yds	sqft
	9.75	176


Outer Width	64"	
Outer Depth	47"	
Outer Height	54"	
Seat Height	17.5"	
Seat Depth	20"	
Carton Weight	225 lbs	
Carton Volume	105 cu ft	

COM	COL	MB LEATHER		GRADE-IN FABRICS								
		A	B	1	2	3	4	5	6	7	8	9
7856	8642	10664	11366	8480	8675	8870	9065	9260	9455	9650	9845	10040


METAL FINISHES	Standard in Powder Coat Stainless Steel	add 658	GSA SIN 33721 ✓ SCS Certified Indoor Advantage Gold
SOLID WORK SURFACE	Standard in Ash Walnut	add 475	See Materials & Finishes on page 87

MEDINAH

Martin
/ Bratrud



1926-62



1926-64

High Back, Sofa, Full Arm


Single Upholstery	yds	sqft
	11.75	212

Outer Width	64"	
Outer Depth	28"	
Outer Height	54"	
Seat Height	17.5"	
Seat Depth	20"	
Carton Weight	200 lbs	
Carton Volume	69 cu ft	


COM	COL	MB LEATHER		GRADE-IN FABRICS								
		A	B	1	2	3	4	5	6	7	8	9
4726	5199	8110	8956	5478	5713	5948	6183	6418	6653	6888	7123	7358

METAL FINISHES	Standard in Powder Coat Stainless Steel	add 404	GSA SIN 33721
			✓ SCS Certified Indoor Advantage Gold
			See Materials & Finishes on page 87

High Back, Sofa, Full Arm, Desk Surface



1926-62LS



1926-64LS


Single Upholstery	yds	sqft
	9.75	176

Outer Width	64"	
Outer Depth	47"	
Outer Height	54"	
Seat Height	17.5"	
Seat Depth	20"	
Arm Height	54"	
Carton Weight	215 lbs	
Carton Volume	112 cu ft	

COM	COL	MB LEATHER		GRADE-IN FABRICS								
		A	B	1	2	3	4	5	6	7	8	9
7834	8617	10642	11344	8458	8653	8848	9043	9238	9433	9628	9823	10018

METAL FINISHES	Standard in Powder Coat Stainless Steel	add 658	GSA SIN 33721
			✓ SCS Certified Indoor Advantage Gold
SOLID WORK SURFACE	Standard in Ash Walnut	add 475	See Materials & Finishes on page 87

MEDINAH



1926-62MS

High Back, Sofa, Full Arm, Counter Surface

Single Upholstery	yds	sqft
	9.75	176

Outer Width	68"	
Outer Depth	47"	
Outer Height	51"	
Seat Height	17.5"	
Seat Depth	20"	
Arm Height	54"	
Carton Weight	230 lbs	
Carton Volume	112 cu ft	

COM	COL	MB LEATHER		GRADE-IN FABRICS								
		A	B	1	2	3	4	5	6	7	8	9
7888	8677	10696	11398	8512	8707	8902	9097	9292	9487	9682	9877	10072


METAL FINISHES	Standard in Powder Coat Stainless Steel	add	658
----------------	--	-----	------------

GSA SIN 33721

✓ SCS Certified Indoor Advantage Gold

SOLID WORK SURFACE	Standard in Ash Walnut	add	475
--------------------	---------------------------	-----	------------

See [Materials & Finishes](#) on page 87



1926-62HS

High Back, Sofa, Full Arm, Communal Surface

Single Upholstery	yds	sqft
	9.75	176

Outer Width	68"	
Outer Depth	47"	
Outer Height	51"	
Seat Height	17.5"	
Seat Depth	20"	
Arm Height	51"	
Carton Weight	230 lbs	
Carton Volume	112 cu ft	

COM	COL	MB LEATHER		GRADE-IN FABRICS								
		A	B	1	2	3	4	5	6	7	8	9
7969	8766	10777	11479	8593	8788	8983	9178	9373	9568	9763	9958	10153

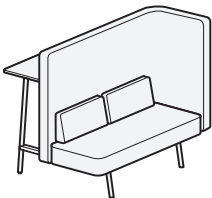
METAL FINISHES	Standard in Powder Coat Stainless Steel	add	658
----------------	--	-----	------------

GSA SIN 33721

✓ SCS Certified Indoor Advantage Gold

SOLID WORK SURFACE	Standard in Ash Walnut	add	475
--------------------	---------------------------	-----	------------

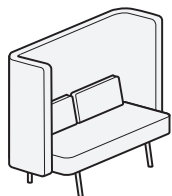
See [Materials & Finishes](#) on page 87



1926-64HS

MEDINAH

Martin / Bratrud



1926-67

High Back, Sofa, 1/2 Arms


Single Upholstery yds **9.75** sqft **176**

Multiple Upholstery Body, Seat Cushion 9.5 171
Lumbar Cushion 1.75 32

Outer Width **68"**
Outer Depth **28"**
Outer Height **54"**
Seat Height **17.5"**
Seat Depth **20"**
Arm Height **54"**
Width between Arms **60"**
Carton Weight **205 lbs**
Carton Volume **68 cu ft**

COM	COL	MB LEATHER		GRADE-IN FABRICS								
		A	B	1	2	3	4	5	6	7	8	9
4803	5283	7611	8313	5427	5622	5817	6012	6207	6402	6597	6792	6987

METAL FINISHES Standard in Powder Coat Stainless Steel add **404** GSA SIN 33721
 ✓ SCS Certified Indoor Advantage Gold
 See [Materials & Finishes](#) on page 87



1926-67LS

High Back, Sofa, 1/2 Arms, Desk Surface

Single Upholstery yds **9.75** sqft **176**


Outer Width **68"**
Outer Depth **47"**
Outer Height **54"**
Seat Height **17.5"**
Seat Depth **20"**
Arm Height **54"**
Width between Arms **60"**
Carton Weight **220 lbs**
Carton Volume **112 cu ft**

COM	COL	MB LEATHER		GRADE-IN FABRICS								
		A	B	1	2	3	4	5	6	7	8	9
7826	8609	10634	11336	8450	8645	8840	9035	9230	9425	9620	9815	10010

METAL FINISHES Standard in Powder Coat Stainless Steel add **658** GSA SIN 33721
 ✓ SCS Certified Indoor Advantage Gold
 SOLID WORK SURFACE Standard in Ash Walnut add **475** See [Materials & Finishes](#) on page 87

MEDINAH

Martin
/ Bratrud



1926-67MS


High Back, Sofa, 1/2 Arm, Counter Surface

Single Upholstery	yds	sqft
	9.75	176

Outer Width		68"
Outer Depth		47"
Outer Height		54"
Seat Height		17.5"
Seat Depth		20"
Arm Height		24"
Width between Arms		50"
Carton Weight		230 lbs
Carton Volume		112 cu ft

COM	COL	MB LEATHER		GRADE-IN FABRICS								
		A	B	1	2	3	4	5	6	7	8	9
7988	8787	10796	11498	8612	8807	9002	9197	9392	9587	9782	9977	10172

METAL FINISHES	Standard in Powder Coat Stainless Steel	add	658	GSA SIN 33721
SOLID WORK SURFACE	Standard in Ash Walnut	add	475	✓ SCS Certified Indoor Advantage Gold See Materials & Finishes on page 87



1926-67HS


High Back, Sofa, 1/2 Arms, Communal Surface

Single Upholstery	yds	sqft
	9.75	176

Outer Width		68"
Outer Depth		47"
Outer Height		54"
Seat Height		17.5"
Seat Depth		20"
Arm Height		54"
Width between Arms		60"
Carton Weight		230 lbs
Carton Volume		112 cu ft

COM	COL	MB LEATHER		GRADE-IN FABRICS								
		A	B	1	2	3	4	5	6	7	8	9
7988	8787	10796	11498	8612	8807	9002	9197	9392	9587	9782	9977	10172

METAL FINISHES	Standard in Powder Coat Stainless Steel	add	658	GSA SIN 33721
SOLID WORK SURFACE	Standard in Ash Walnut	add	475	✓ SCS Certified Indoor Advantage Gold See Materials & Finishes on page 87



1926-68

High Back, Sofa, Full Arms


Upholstery		yds	sqft
Single Upholstery		13.25	239

Multiple Upholstery	Body, Seat Cushion	13	234
	Lumbar Cushion	1.75	32

Outer Width	68"
Outer Depth	28"
Outer Height	54"
Seat Height	17.5"
Seat Depth	20"
Arm Height	54"
Width between Arms	60"
Carton Weight	220 lbs
Carton Volume	69 cu ft

COM	COL	MB LEATHER		GRADE-IN FABRICS								
		A	B	1	2	3	4	5	6	7	8	9
5039	5543	8855	9809	5887	6152	6417	6682	6947	7212	7477	7742	8007

METAL FINISHES	Standard in Powder Coat Stainless Steel	add 404	GSA SIN 33721
			✓ SCS Certified Indoor Advantage Gold
			See Materials & Finishes on page 87



1926-68LS

High Back, High Back Sofa, Full Arms, Desk Surface

Upholstery		yds	sqft
Single Upholstery		13.25	239


Outer Width		68"	
Outer Depth		47"	
Outer Height		54"	
Seat Height		17.5"	
Seat Depth		20"	
Arm Height		54"	
Width between Arms		60"	
Carton Weight		225 lbs	
Carton Volume		112 cu ft	

COM	COL	MB LEATHER		GRADE-IN FABRICS								
		A	B	1	2	3	4	5	6	7	8	9
8062	8868	11878	12832	8910	9175	9440	9705	9970	10235	10500	10765	11030

METAL FINISHES	Standard in Powder Coat Stainless Steel	add 658	GSA SIN 33721
			✓ SCS Certified Indoor Advantage Gold
SOLID WORK SURFACE	Standard in Ash Walnut	add 475	See Materials & Finishes on page 87

MEDINAH

Martin
/ Bratrud



1926-68MS


High Back, Sofa, Full Arm, Counter Surface

Single Upholstery	yds	sqft
	13.25	239

Outer Width		68"
Outer Depth		47"
Outer Height		54"
Seat Height		17.5"
Seat Depth		20"
Arm Height		54"
Width between Arms		60"
Carton Weight		235 lbs
Carton Volume		112 cu ft

COM	COL	MB LEATHER		GRADE-IN FABRICS								
		A	B	1	2	3	4	5	6	7	8	9
8157	8973	11973	12927	9005	9270	9535	9800	10065	10330	10595	10860	11125

METAL FINISHES	Standard in Powder Coat Stainless Steel	add	658	GSA SIN 33721
SOLID WORK SURFACE	Standard in Ash Walnut	add	475	✓ SCS Certified Indoor Advantage Gold
				See Materials & Finishes on page 87



1926-68HS


High Back, Sofa, Full Arm, Communal Surface

Single Upholstery	yds	sqft
	13.25	239

Outer Width		68"
Outer Depth		47"
Outer Height		54"
Seat Height		17.5"
Seat Depth		20"
Arm Height		54"
Width between Arms		60"
Carton Weight		235 lbs
Carton Volume		112 cu ft

COM	COL	MB LEATHER		GRADE-IN FABRICS								
		A	B	1	2	3	4	5	6	7	8	9
8200	9020	12016	12970	9048	9313	9578	9843	10108	10373	10638	10903	11168

METAL FINISHES	Standard in Powder Coat Stainless Steel	add	658	GSA SIN 33721
SOLID WORK SURFACE	Standard in Ash Walnut	add	475	✓ SCS Certified Indoor Advantage Gold
				See Materials & Finishes on page 87



1926-70

High Back, 30° Angled Sofa, Armless


Single Upholstery		yds	sqft
		9.75	176

Multiple Upholstery	Body, Seat Cushion	9.5	171
	Lumbar Cushion	1.75	32

Outer Width	63"
Outer Depth	39.5"
Outer Height	54"
Seat Height	17.5"
Seat Depth	20"
Carton Weight	215 lbs
Carton Volume	92 cu ft

COM	COL	MB LEATHER		GRADE-IN FABRICS								
		A	B	1	2	3	4	5	6	7	8	9
5081	5589	7889	8591	5705	5900	6095	6290	6485	6680	6875	7070	7265

METAL FINISHES	Standard in Powder Coat Stainless Steel	add 404	GSA SIN 33721
			✓ SCS Certified Indoor Advantage Gold
			See Materials & Finishes on page 87



1926-70BTB

High Back, 30° Angled Sofa, Back-to-Back, Armless


Single Upholstery		yds	sqft
		13.75	248

Multiple Upholstery	Body, Seat Cushion	13.5	243
	Lumbar Cushion	3.5	63

Outer Width	73"
Outer Depth	63"
Outer Height	54"
Seat Height	17.5"
Seat Depth	20"
Carton Weight	290 lbs
Carton Volume	165 cu ft

COM	COL	MB LEATHER		GRADE-IN FABRICS								
		A	B	1	2	3	4	5	6	7	8	9
9592	10551	13552	14542	10472	10747	11022	11297	11572	11847	12122	12397	12672

METAL FINISHES	Standard in Powder Coat Stainless Steel	add 458	GSA SIN 33721
			✓ SCS Certified Indoor Advantage Gold
			See Materials & Finishes on page 87



1926-80

High Back, 45° Angled Sofa, Armless

Single Upholstery		yds	sqft
		9.75	176

Multiple Upholstery	Body, Seat Cushion	9.5	171
	Lumbar Cushion	1.75	32

Outer Width	63"
Outer Depth	43"
Outer Height	54"
Seat Height	17.5"
Seat Depth	20"
Carton Weight	220 lbs
Carton Volume	100 cu ft


COM	COL	MB LEATHER		GRADE-IN FABRICS								
		A	B	1	2	3	4	5	6	7	8	9
5147	5662	7955	8657	5771	5966	6161	6356	6551	6746	6941	7136	7331

METAL FINISHES Standard in Powder Coat Stainless Steel add **404**

GSA SIN 33721

✓ SCS Certified Indoor Advantage Gold

See [Materials & Finishes](#) on page 87



1926-80BTB

High Back, 45° Angled Sofa, Back-to-Back, Armless

Single Upholstery		yds	sqft
		13.75	248

Multiple Upholstery	Body, Seat Cushion	13.5	243
	Lumbar Cushion	3.5	63

Outer Width	79"
Outer Depth	66.5"
Outer Height	54"
Seat Height	17.5"
Seat Depth	20"
Carton Weight	300 lbs
Carton Volume	187 cu ft

COM	COL	MB LEATHER		GRADE-IN FABRICS								
		A	B	1	2	3	4	5	6	7	8	9
9765	10742	13725	14715	10645	10920	11195	11470	11745	12020	12295	12570	12845

METAL FINISHES Standard in Powder Coat Stainless Steel add **458**

GSA SIN 33721

✓ SCS Certified Indoor Advantage Gold

See [Materials & Finishes](#) on page 87



Bench, Round

Single Upholstery		yds	sqft
		2.75	50

Multiple Upholstery	Cushion Top	1	18
	Base	2	36

Outer Width	18"
Outer Depth	18"
Outer Height	18"
Seat Height	18"
Carton Volume	5 cu ft

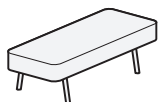
1924-18CO

COM	COL	MB LEATHER		GRADE-IN FABRICS								
		A	B	1	2	3	4	5	6	7	8	9
1806	1987	2598	2796	1982	2037	2092	2147	2202	2257	2312	2367	2422

TAB	Standard with Black	GSA SIN 33721
-----	---------------------	---------------

SLIDERS	Standard with Standard Large Glides	✓ SCS Certified Indoor Advantage Gold
	Recessed Caster (RC)	add 311

See [Materials & Finishes](#) on page 87



Bench, Single Seat

Single Upholstery		yds	sqft
		3.75	68

Outer Width	60"
Outer Depth	24"
Outer Height	17.5"
Seat Height	17.5"
Seat Depth	19"
Carton Volume	20 cu ft

1924-50

COM	COL	MB LEATHER		GRADE-IN FABRICS								
		A	B	1	2	3	4	5	6	7	8	9
2705	2976	3785	4055	2945	3020	3095	3170	3245	3320	3395	3470	3545

METAL FINISHES	Standard in Powder Coat	GSA SIN 33721
	Stainless Steel	add 404

✓ SCS Certified Indoor Advantage Gold

See [Materials & Finishes](#) on page 87

MEDINAH

Martin
/ Bratrud



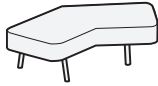
1924-51

Bench, 30° Angled, Single Seat

Single Upholstery	yds	sqft
	3.75	68

Outer Width		63"
Outer Depth		24"
Outer Height		17.5"
Seat Height		17.5"
Seat Depth		19"
Carton Volume		21 cu ft

COM	COL	MB LEATHER		GRADE-IN FABRICS									
		A	B	1	2	3	4	5	6	7	8	9	
3074	3381	4154	4424	3314	3389	3464	3539	3614	3689	3764	3839	3914	
METAL FINISHES		Standard in Powder Coat Stainless Steel						add 404			GSA SIN 33721		
												✓ SCS Certified Indoor Advantage Gold	
See Materials & Finishes on page 87													



1924-52

Bench, 45° Angled, Single Seat

Single Upholstery	yds	sqft
	3.75	68

Outer Width		63"
Outer Depth		24"
Outer Height		17.5"
Seat Height		17.5"
Seat Depth		19"
Carton Volume		21 cu ft

COM	COL	MB LEATHER		GRADE-IN FABRICS									
		A	B	1	2	3	4	5	6	7	8	9	
3200	3520	4280	4550	3440	3515	3590	3665	3740	3815	3890	3965	4040	
METAL FINISHES		Standard in Powder Coat Stainless Steel						add 404			GSA SIN 33721		
												✓ SCS Certified Indoor Advantage Gold	
See Materials & Finishes on page 87													



1927-24CD

Table, Dining Height, Round

Outer Width	24"
Outer Depth	24"
Outer Height	30"

PLANK SOLID

Ash	Walnut
2865	3092

TABLE BASE	Standard in Powder Coat Stainless Steel	add 1067
------------	--	-----------------

Standard is Plank Tops with angled/softened edge.
All other tops are 90° block edge.

GSA SIN 33721

✓ SCS Certified Indoor Advantage Gold

See [Materials & Finishes](#) on page 87



1927-30CD

Table, Dining Height, Round

Outer Width	30"
Outer Depth	30"
Outer Height	30"

PLANK SOLID

Ash	Walnut
3414	3656

TABLE BASE	Standard in Powder Coat Stainless Steel	add 1067
------------	--	-----------------

Standard is Plank Tops with angled/softened edge.
All other tops are 90° block edge.

GSA SIN 33721

✓ SCS Certified Indoor Advantage Gold

See [Materials & Finishes](#) on page 87



1927-36CD

Table, Dining Height, Round

Outer Width	36"
Outer Depth	36"
Outer Height	30"

PLANK SOLID

Ash	Walnut
4488	4876

TABLE BASE	Standard in Powder Coat Stainless Steel	add 1067
------------	--	-----------------

Standard is Plank Tops with angled/softened edge.
All other tops are 90° block edge.

GSA SIN 33721

✓ SCS Certified Indoor Advantage Gold

See [Materials & Finishes](#) on page 87



1927-42CD

Table, Dining Height, Round

Outer Width	42"
Outer Depth	42"
Outer Height	30"

PLANK SOLID

Ash	Walnut
5158	5577

TABLE BASE	Standard in Powder Coat Stainless Steel	add 1067
------------	--	-----------------

Standard is Plank Tops with angled/softened edge.
All other tops are 90° block edge.

GSA SIN 33721

✓ SCS Certified Indoor Advantage Gold

See [Materials & Finishes](#) on page 87



1927-24SD

Table, Dining Height, Square

Outer Width	24"
Outer Depth	24"
Outer Height	30"

PLANK SOLID

Ash	Walnut
2848	3107

TABLE BASE	Standard in Powder Coat Stainless Steel	add 1067
------------	--	-----------------

Standard is Plank Tops with angled/softened edge.
All other tops are 90° block edge.

GSA SIN 33721

✓ SCS Certified Indoor Advantage Gold

See [Materials & Finishes](#) on page 87



1927-30SD

Table, Dining Height, Square

Outer Width	30"
Outer Depth	30"
Outer Height	30"

PLANK SOLID

Ash	Walnut
3380	3759


TABLE BASE	Standard in Powder Coat Stainless Steel	add 1067
------------	--	-----------------

Standard is Plank Tops with angled/softened edge.
All other tops are 90° block edge.

GSA SIN 33721

✓ SCS Certified Indoor Advantage Gold

See [Materials & Finishes](#) on page 87



1927-36SD

Table, Dining Height, Square

Outer Width	36"
Outer Depth	36"
Outer Height	30"

PLANK SOLID

Ash	Walnut
4475	4840

TABLE BASE	Standard in Powder Coat Stainless Steel	add 1067
------------	--	-----------------

Standard is Plank Tops with angled/softened edge.
All other tops are 90° block edge.

GSA SIN 33721

✓ SCS Certified Indoor Advantage Gold

See [Materials & Finishes](#) on page 87



1927-30RD

Table, Dining Height, Rectangle

Outer Width	30"
Outer Depth	24"
Outer Height	30"

PLANK SOLID

Ash	Walnut
3162	3475

TABLE BASE	Standard in Powder Coat Stainless Steel	add 1067
------------	--	-----------------

Standard is Plank Tops with angled/softened edge.
All other tops are 90° block edge.

GSA SIN 33721

✓ SCS Certified Indoor Advantage Gold

See [Materials & Finishes](#) on page 87



1927-36RD

Table, Dining Height, Rectangle

Outer Width	36"
Outer Depth	30"
Outer Height	30"

PLANK SOLID

Ash	Walnut
4272	4543

TABLE BASE	Standard in Powder Coat Stainless Steel	add 1067
------------	--	----------

Standard is Plank Tops with angled/softened edge.
All other tops are 90° block edge.

GSA SIN 33721

✓ SCS Certified Indoor Advantage Gold

See [Materials & Finishes](#) on page 87



1927-42RD

Table, Dining Height, Rectangle

Outer Width	42"
Outer Depth	30"
Outer Height	30"

PLANK SOLID

Ash	Walnut
4533	5027

TABLE BASE	Standard in Powder Coat Stainless Steel	add 1067
------------	--	----------

Standard is Plank Tops with angled/softened edge.
All other tops are 90° block edge.

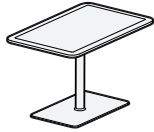
GSA SIN 33721

✓ SCS Certified Indoor Advantage Gold

See [Materials & Finishes](#) on page 87

MEDINAH

Martin
/ Bratrud



1927-48RD

Table, Dining Height, Rectangle

Outer Width	48"
Outer Depth	30"
Outer Height	30"

PLANK SOLID
Ash Walnut
4803 5266

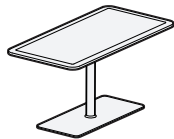
TABLE BASE Standard in Powder Coat Stainless Steel add **1067**

Standard is Plank Tops with angled/softened edge. All other tops are 90° block edge.

GSA SIN 33721

✓ SCS Certified Indoor Advantage Gold

See [Materials & Finishes](#) on page 87



1927-60RD

Table, Dining Height, Rectangle

Outer Width	60"
Outer Depth	30"
Outer Height	30"

PLANK SOLID
Ash Walnut
5373 5888

TABLE BASE Standard in Powder Coat Stainless Steel add **1067**

Standard is Plank Tops with angled/softened edge. All other tops are 90° block edge.

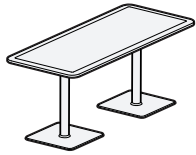
GSA SIN 33721

✓ SCS Certified Indoor Advantage Gold

See [Materials & Finishes](#) on page 87

MEDINAH

Martin
/ Bratrud



1927-72RD

Table, Dining Height, Rectangle, Dual Posts

Outer Width	72"
Outer Depth	30"
Outer Height	30"

PLANK SOLID
Ash Walnut
7505 8426


TABLE BASE Standard in Powder Coat Stainless Steel add **2133**

Standard is Plank Tops with angled/softened edge. All other tops are 90° block edge.

GSA SIN 33721

✓ SCS Certified Indoor Advantage Gold

See [Materials & Finishes](#) on page 87



1927-84RD

Table, Dining Height, Rectangle, Dual Posts

Outer Width	84"
Outer Depth	30"
Outer Height	30"

PLANK SOLID
Ash Walnut
8267 9215

TABLE BASE Standard in Powder Coat Stainless Steel add **2133**

Standard is Plank Tops with angled/softened edge. All other tops are 90° block edge.

GSA SIN 33721

✓ SCS Certified Indoor Advantage Gold

See [Materials & Finishes](#) on page 87



1927-60RTD

Table, Dining Height, Racetrack

Outer Width	60"
Outer Depth	30"
Outer Height	30"

PLANK SOLID	
Ash	Walnut
6791	7417

TABLE BASE	Standard in Powder Coat Stainless Steel	add 1056
------------	--	----------

Standard is Plank Tops with angled/softened edge.
All other tops are 90° block edge.

GSA SIN 33721

✓ SCS Certified Indoor Advantage Gold

See [Materials & Finishes](#) on page 87



1927-72RTD

Table, Dining Height, Racetrack, Dual Posts

Outer Width	72"
Outer Depth	30"
Outer Height	30"

PLANK SOLID	
Ash	Walnut
7786	8840

TABLE BASE	Standard in Powder Coat Stainless Steel	add 2133
------------	--	----------

Standard is Plank Tops with angled/softened edge.
All other tops are 90° block edge.

GSA SIN 33721

✓ SCS Certified Indoor Advantage Gold

See [Materials & Finishes](#) on page 87



1927-84RTD

Table, Dining Height, Racetrack, Dual Posts

Outer Width	84"
Outer Depth	30"
Outer Height	30"

PLANK SOLID	
Ash	Walnut
8732	10022

TABLE BASE	Standard in Powder Coat Stainless Steel	add 2133
------------	--	----------

Standard is Plank Tops with angled/softened edge. All other tops are 90° block edge.

GSA SIN 33721

✓ SCS Certified Indoor Advantage Gold

See [Materials & Finishes](#) on page 87



1926-17MS

Table, Counter Height, High Upholstered Surround, 1/2 Arms

Single Upholstery	yds	sqft
	5.75	104

Outer Width	46"	
Outer Depth	28"	
Outer Height	54"	
Width between Arms	38.5"	

COM	COL	MB LEATHER		GRADE-IN FABRICS								
		A	B	1	2	3	4	5	6	7	8	9
4727	5200	6383	6797	5095	5210	5325	5440	5555	5670	5785	5900	6015

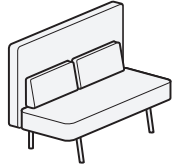
TABLE TOP	Standard in Ash Walnut	add 469
-----------	---------------------------	---------

GSA SIN 33721

✓ SCS Certified Indoor Advantage Gold

TABLE BASE	Standard in Powder Coat Stainless Steel	add 599
------------	--	---------

See [Materials & Finishes](#) on page 87



1928-60

Banquette, Mid Back, Armless

Single Upholstery		yds	sqft
		8.25	149

Multiple Upholstery	Lumbar Cushion	1.5	27
	Body, Seat Cushion	8	144

Outer Width	60"
Outer Depth	28"
Outer Height	44"
Seat Height	18.5"
Seat Depth	20"
Carton Weight	190 lbs
Carton Volume	62 cu ft

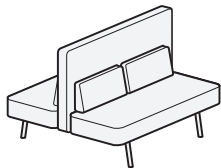
COM	COL	MB LEATHER		GRADE-IN FABRICS								
		A	B	1	2	3	4	5	6	7	8	9
3962	4358	6338	6932	4490	4655	4820	4985	5150	5315	5480	5645	5810

METAL FINISHES Standard in Powder Coat Stainless Steel add **404**

GSA SIN 33721

✓ SCS Certified Indoor Advantage Gold

See [Materials & Finishes](#) on page 87



1928-60BTB

Banquette, Mid Back, Back-to-Back, Armless

Single Upholstery		yds	sqft
		11.75	212

Multiple Upholstery	Lumbar Cushion	3	54
	Body, Seat Cushion	11.5	207

Outer Width	60"
Outer Depth	52"
Outer Height	44"
Seat Height	18.5"
Seat Depth	20"
Carton Weight	280 lbs
Carton Volume	90 cu ft

COM	COL	MB LEATHER		GRADE-IN FABRICS								
		A	B	1	2	3	4	5	6	7	8	9
7525	8278	10909	11755	8277	8512	8747	8982	9217	9452	9687	9922	10157

METAL FINISHES Standard in Powder Coat Stainless Steel add **458**

GSA SIN 33721

✓ SCS Certified Indoor Advantage Gold

See [Materials & Finishes](#) on page 87



1928-70

Banquette, Mid Back, 30° Angled, Armless

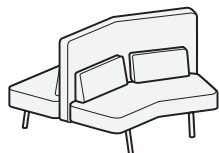
Single Upholstery yds sqft
8.25 149

Multiple Upholstery Lumbar Cushion Body, Seat Cushion 1.5 27 8 144

Outer Width 63"
Outer Depth 43"
Outer Height 44"
Seat Height 18.5"
Seat Depth 20"
Carton Weight 200 lbs
Carton Volume 78 cu ft

COM	COL	MB LEATHER		GRADE-IN FABRICS								
		A	B	1	2	3	4	5	6	7	8	9
4892	5381	7268	7862	5420	5585	5750	5915	6080	6245	6410	6575	6740

METAL FINISHES Standard in Powder Coat Stainless Steel add 404 GSA SIN 33721
✓ SCS Certified Indoor Advantage Gold
See [Materials & Finishes](#) on page 87



1928-70BTB

Banquette, Mid Back, 30° Angled, Back-to-Back, Armless

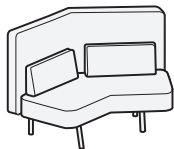
Single Upholstery yds sqft
0 0

Multiple Upholstery Body, Seat Cushion Lumbar Cushion 11.5 207 3 54

Outer Width 73"
Outer Depth 63"
Outer Height 44"
Seat Height 18.5"
Seat Depth 20"
Carton Weight 280 lbs
Carton Volume 130 cu ft

COM	COL	MB LEATHER		GRADE-IN FABRICS								
		A	B	1	2	3	4	5	6	7	8	9
9253	10178	9253	9253	9253	9253	9253	9253	9253	9253	9253	9253	9253

METAL FINISHES Standard in Powder Coat Stainless Steel add 458 GSA SIN 33721
✓ SCS Certified Indoor Advantage Gold
See [Materials & Finishes](#) on page 87



1928-80

Banquette, Mid back, 45° Angled, Armless

Single Upholstery		yds	sqft
		8.25	149

Multiple Upholstery	Lumbar Cushion	1.5	27
	Body, Seat Cushion	8	144

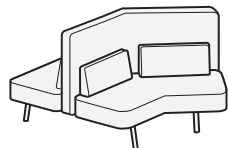
Outer Width	79"
Outer Depth	66.5"
Outer Height	44"
Seat Height	18.5"
Seat Depth	20"
Carton Weight	210 lbs
Carton Volume	90 cu ft

COM	COL	MB LEATHER		GRADE-IN FABRICS								
		A	B	1	2	3	4	5	6	7	8	9
4963	5459	7339	7933	5491	5656	5821	5986	6151	6316	6481	6646	6811

METAL FINISHES	Standard in Powder Coat Stainless Steel	add 404	GSA SIN 33721
----------------	--	----------------	---------------

✓ SCS Certified Indoor Advantage Gold

See [Materials & Finishes](#) on page 87



1928-80BTB

Banquette, Mid Back, 45° Angled, Back-to-Back, Armless

Single Upholstery		yds	sqft
		11.75	212

Multiple Upholstery	Body, Seat Cushion	11.5	207
	Lumbar Cushion	3	54


Outer Width	79"
Outer Depth	66.5"
Outer Height	44"
Seat Height	18.5"
Seat Depth	20"
Carton Weight	290 lbs
Carton Volume	148 cu ft

COM	COL	MB LEATHER		GRADE-IN FABRICS								
		A	B	1	2	3	4	5	6	7	8	9
9323	10255	12707	13553	10075	10310	10545	10780	11015	11250	11485	11720	11955

METAL FINISHES	Standard in Powder Coat Stainless Steel	add 458	GSA SIN 33721
----------------	--	----------------	---------------

✓ SCS Certified Indoor Advantage Gold

See [Materials & Finishes](#) on page 87




1929-60

Banquette, High Back, Armless

Single Upholstery		yds	sqft
		8.25	149
Multiple Upholstery			
	Body, Seat Cushion	9.5	171
	Lumbar Cushion	1.75	32
Outer Width		60"	
Outer Depth		28"	
Outer Height		55"	
Seat Height		18.5"	
Seat Depth		20"	
Carton Weight		190 lbs	
Carton Volume		62 cu ft	

COM	COL	MB LEATHER		GRADE-IN FABRICS								
		A	B	1	2	3	4	5	6	7	8	9
4328	4761	6704	7298	4856	5021	5186	5351	5516	5681	5846	6011	6176

METAL FINISHES	Standard in Powder Coat Stainless Steel	add	404	GSA SIN 33721
				✓ SCS Certified Indoor Advantage Gold
				See Materials & Finishes on page 87




1929-60BTB

Banquette, High Back, Back-to-Back, Armless

Single Upholstery		yds	sqft
		13.25	239
Multiple Upholstery			
	Body, Seat Cushion	13	234
	Lumbar Cushion	3.5	63
Outer Width		60"	
Outer Depth		52"	
Outer Height		55"	
Seat Height		18.5"	
Seat Depth		20"	
Carton Weight		280 lbs	
Carton Volume		111 cu ft	

COM	COL	MB LEATHER		GRADE-IN FABRICS								
		A	B	1	2	3	4	5	6	7	8	9
7816	8598	11632	12586	8664	8929	9194	9459	9724	9989	10254	10519	10784

METAL FINISHES	Standard in Powder Coat Stainless Steel	add	458	GSA SIN 33721
				✓ SCS Certified Indoor Advantage Gold
				See Materials & Finishes on page 87



1929-70

Banquette, High Back, 30° Angled, Armless


Single Upholstery		yds	sqft
		8.25	149

Multiple Upholstery	Body, Seat Cushion	9.5	171
	Lumbar Cushion	1.75	32

Outer Width	63"
Outer Depth	39.5"
Outer Height	55"
Seat Height	18.5"
Seat Depth	20"
Carton Weight	210 lbs
Carton Volume	89 cu ft

COM	COL	MB LEATHER		GRADE-IN FABRICS								
		A	B	1	2	3	4	5	6	7	8	9
5145	5660	7521	8115	5673	5838	6003	6168	6333	6498	6663	6828	6993

METAL FINISHES	Standard in Powder Coat Stainless Steel	add 404	GSA SIN 33721
			✓ SCS Certified Indoor Advantage Gold
			See Materials & Finishes on page 87



1929-70BTB

Banquette, High Back, 30° Angled, Back-to-Back, Armless


Single Upholstery		yds	sqft
		13.75	248

Multiple Upholstery	Body, Seat Cushion	13.5	243
	Lumbar Cushion	3.5	63

Outer Width	73"
Outer Depth	63"
Outer Height	55"
Seat Height	18.5"
Seat Depth	20"
Carton Weight	290 lbs
Carton Volume	161 cu ft

COM	COL	MB LEATHER		GRADE-IN FABRICS								
		A	B	1	2	3	4	5	6	7	8	9
9686	10655	13646	14636	10566	10841	11116	11391	11666	11941	12216	12491	12766

METAL FINISHES	Standard in Powder Coat Stainless Steel	add 458	GSA SIN 33721
			✓ SCS Certified Indoor Advantage Gold
			See Materials & Finishes on page 87



1929-80

Banquette, High Back, 45° Angled, Armless


Single Upholstery		yds	sqft
		9.75	176

Multiple Upholstery	Body, Seat Cushion	8	144
	Lumbar Cushion	1.5	27

Outer Width	63"
Outer Depth	43"
Outer Height	55"
Seat Height	18.5"
Seat Depth	20"
Carton Weight	220 lbs
Carton Volume	97 cu ft

COM	COL	MB LEATHER		GRADE-IN FABRICS								
		A	B	1	2	3	4	5	6	7	8	9
5211	5732	8019	8721	5835	6030	6225	6420	6615	6810	7005	7200	7395

METAL FINISHES	Standard in Powder Coat Stainless Steel	add 404	GSA SIN 33721
			✓ SCS Certified Indoor Advantage Gold
			See Materials & Finishes on page 87



1929-80BTB

Banquette, High Back, 45° Angled, Back-to-Back, Armless

Single Upholstery		yds	sqft
		13.75	248

Multiple Upholstery	Body, Seat Cushion	13.5	243
	Lumbar Cushion	3.5	63

Outer Width	79"
Outer Depth	66.5"
Outer Height	55"
Seat Height	18.5"
Seat Depth	20"
Carton Weight	300 lbs
Carton Volume	183 cu ft

COM	COL	MB LEATHER		GRADE-IN FABRICS								
		A	B	1	2	3	4	5	6	7	8	9
9798	10778	13758	14748	10678	10953	11228	11503	11778	12053	12328	12603	12878

METAL FINISHES	Standard in Powder Coat Stainless Steel	add 458	GSA SIN 33721
			✓ SCS Certified Indoor Advantage Gold
			See Materials & Finishes on page 87

Notes

Metal Base Finishes

(Specify Martin Brattrud Finish)

Standard: Powder Coat

[View Powder Coat - Metallics](#)

[View Powder Coat - Neutrals](#)

[View Powder Coat - Color](#)

Custom Powder Coat Finish produced upon receipt of a customer supplied RAL# and fee of \$385 Net with a minimum order of 25.

Premium: Polished Stainless Steel (**PSS**), or Satin Stainless Steel (**SSS**)

[View Stainless Steel Premiums](#)

Solid Work Surface

(Specify Martin Brattrud Finish)

Three Heights: Desk 30" H, Counter 36" H, Communal 42" H

Standard Wood: Ash Plank

No Charge Option: Maple Plank

Premium Wood: Walnut Plank







































1.25" Thick with Standard Edge Softened

[View Ash Wood Standard Finishes](#)

[View Walnut Wood Standard Finishes](#)

Custom Wood Finish produced upon receipt of a customer's approved sample match and fee of \$200 Net for each unique finish per order.

Materials & Finishes

Metal	POWDER COAT - COLOR	 CLD Cloud	 CMT Cement	 MTL Gunmetal	 SEA Deep Sea	 VBG Vandenberg	 DNE Dune	
		 CRL Coral	 AGV Agave	 CHR Churro				
	POWDER COAT - NEUTRALS	 SRG Sugar Gloss	 SGM Sugar Matte	 CBG Carbon Gloss	 CBN Carbon Matte			
	POWDER COAT - METALLICS	 SIL Silver	 LD Lead	 BRZ Bronze	 FLI Flint	 MCA Mica		
	STAINLESS STEEL	 PSS Polished Stainless Steel	 SSS Satin Stainless Steel					
Wood	ASH	 ASH1 Shoji	 ASH2 Cinder	 ASH3 Storm	 ASH8 Natural	 ASH9 Coal	 ASH10 Driftwood	
		 ASH11 Burro	 ASH12 Char	 ASH13 Dune	 ASH14 Coral	 ASH15 Agave	 ASH16 Deep Sea	
		 ASH17 Vandenberg						
	WALNUT	 WAL1 Natural	 WAL2 Deep					
Corian®	CORIAN®	 GW Glacier White	 CNT Concrete	 CCT Carbon				

Notes

SEE FINISHES ONLINE

WOOD: <https://martinbrattrud.com/Wood>

METAL & PAINT: <https://martinbrattrud.com/Metal>

CORIAN®: <https://martinbrattrud.com/Corian®>

STONE: <https://martinbrattrud.com/Stone>