

MEDINAH

Martin
/ Bratrud

Pricelist

Effective 09/19/2024

DESIGNED BY BRIAN GRAHAM

Medinah draws new lines in space planning for the open-concept work environment. Shared, private and community spaces all find a home. Two-sided seating defines gathering and work spaces that support a variety of working styles. Three back heights, three arm depths, and 30° and 45° bends offer the ability to fine-tune an exact degree of privacy. Configure Medinah to be open and free-flowing, private and sheltered, or anywhere in between.



LOW BACK	2
MID BACK	26
HIGH BACK	49
BENCHES	69
TABLES	71
BANQUETTES	80
MATERIALS & FINISHES	87



1924-20

Low Back, Chair, Armless

		yds	sqft
Single Upholstery		4.25	77

Multiple Upholstery	Body, Seat Cushion	4	72
	Lumbar Cushion	1.5	27

Outer Width	34"
Outer Depth	28"
Outer Height	33"
Seat Height	17.5"
Seat Depth	20"
Carton Weight	80 lbs
Carton Volume	23 cu ft

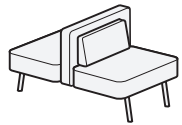
COM	COL	MB LEATHER		GRADE-IN FABRICS								
		A	B	1	2	3	4	5	6	7	8	9
2494	2743	3718	4024	2766	2851	2936	3021	3106	3191	3276	3361	3446

METAL FINISHES	Standard in Powder Coat Stainless Steel	add	390
----------------	--	-----	-----

GSA SIN 33721

- ✓ SCS Certified Indoor Advantage
- ✓ Healthcare Without Harm Healthy Interiors

See [Materials & Finishes](#) on page 87



1924-20BTB

Low Back, Back-to-Back Chair, Armless

		yds	sqft
Single Upholstery		5.25	95

Multiple Upholstery	Body, Seat Cushion	5	90
	Lumbar Cushion	3	54

Outer Width	34"
Outer Depth	52"
Outer Height	33"
Seat Height	17.5"
Seat Depth	20"
Carton Volume	42 cu ft

COM	COL	MB LEATHER		GRADE-IN FABRICS								
		A	B	1	2	3	4	5	6	7	8	9
4256	4682	5768	6146	4592	4697	4802	4907	5012	5117	5222	5327	5432

METAL FINISHES	Standard in Powder Coat Stainless Steel	add	442
----------------	--	-----	-----

GSA SIN 33721

- ✓ SCS Certified Indoor Advantage Gold

See [Materials & Finishes](#) on page 87

Low Back, Chair, 1/2 Arm



1924-21

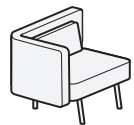
Single Upholstery		yds	sqft
		4.25	77
Multiple Upholstery	Body, Seat Cushion	4	72
	Lumbar Cushion	1.5	27

Outer Width	38"
Outer Depth	28"
Outer Height	33"
Seat Height	17.5"
Seat Depth	20"
Arm Height	33"
Carton Weight	120 lbs
Carton Volume	26 cu ft



1924-23

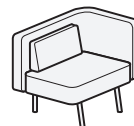
Low Back, Chair, Full Arm



1924-22

Single Upholstery		yds	sqft
		5.75	104
Multiple Upholstery	Body, Seat Cushion	5.5	99
	Lumbar Cushion	1.5	27

Outer Width	38"
Outer Depth	28"
Outer Height	33"
Seat Height	17.5"
Seat Depth	20"
Arm Height	33"
Carton Weight	120 lbs
Carton Volume	26 cu ft



1924-24

COM	COL	MB LEATHER		GRADE-IN FABRICS								
		A	B	1	2	3	4	5	6	7	8	9
2661	2927	3885	4191	2933	3018	3103	3188	3273	3358	3443	3528	3613

METAL FINISHES Standard in Powder Coat Stainless Steel add **390**

GSA SIN 33721

✓ SCS Certified Indoor Advantage Gold

See [Materials & Finishes](#) on page 87


COM	COL	MB LEATHER		GRADE-IN FABRICS								
		A	B	1	2	3	4	5	6	7	8	9
2821	3103	4477	4891	3189	3304	3419	3534	3649	3764	3879	3994	4109

METAL FINISHES Standard in Powder Coat Stainless Steel add **390**

GSA SIN 33721

✓ SCS Certified Indoor Advantage Gold

See [Materials & Finishes](#) on page 87



1924-27

Low Back, Chair, 1/2 Arms


		yds	sqft
Single Upholstery		5.25	95

Multiple Upholstery	Body, Seat Cushion	5	90
	Lumbar Cushion	1.5	27

Outer Width	42"
Outer Depth	28"
Outer Height	33"
Seat Height	17.5"
Seat Depth	20"
Arm Height	33"
Width between Arms	34"
Carton Weight	140 lbs
Carton Volume	29 cu ft

COM	COL	MB LEATHER		GRADE-IN FABRICS								
		A	B	1	2	3	4	5	6	7	8	9
2882	3170	4394	4772	3218	3323	3428	3533	3638	3743	3848	3953	4058

METAL FINISHES	Standard in Powder Coat Stainless Steel	add 390	GSA SIN 33721
			✓ SCS Certified Indoor Advantage Gold
			See Materials & Finishes on page 87



1924-28

Low Back, Chair, Full Arms

		yds	sqft
Single Upholstery		7.25	131

Multiple Upholstery	Body, Seat Cushion	7	126
	Lumbar Cushion	1.5	27

Outer Width	42"
Outer Depth	28"
Outer Height	33"
Seat Height	17.5"
Seat Depth	20"
Arm Height	33"
Width between Arms	34"
Carton Weight	150 lbs
Carton Volume	29 cu ft

COM	COL	MB LEATHER		GRADE-IN FABRICS								
		A	B	1	2	3	4	5	6	7	8	9
3050	3355	5138	5660	3514	3659	3804	3949	4094	4239	4384	4529	4674

METAL FINISHES	Standard in Powder Coat Stainless Steel	add 390	GSA SIN 33721
			✓ SCS Certified Indoor Advantage Gold
			See Materials & Finishes on page 87



1924-30

Low Back, Wide Chair, Armless

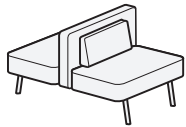
		yds	sqft
Single Upholstery		4.75	86

Multiple Upholstery	Body, Seat Cushion	3	54
	Lumbar Cushion	1.5	27

Outer Width	38"
Outer Depth	28"
Outer Height	33"
Seat Height	17.5"
Seat Depth	20"
Carton Weight	105 lbs
Carton Volume	26 cu ft

COM	COL	MB LEATHER		GRADE-IN FABRICS								
		A	B	1	2	3	4	5	6	7	8	9
2622	2884	3990	4332	2926	3021	3116	3211	3306	3401	3496	3591	3686

METAL FINISHES	Standard in Powder Coat Stainless Steel	add 390	GSA SIN 33721
			✓ SCS Certified Indoor Advantage Gold
			See Materials & Finishes on page 87



1924-30BTB

Low Back, Back-to-Back Wide Chair, Armless

		yds	sqft
Single Upholstery		5.75	104

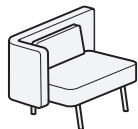
Multiple Upholstery	Body, Seat Cushion	4	72
	Lumbar Cushion	3	54

Outer Width	38"
Outer Depth	52"
Outer Height	33"
Seat Height	17.5"
Seat Depth	20"
Carton Weight	180 lbs
Carton Volume	46 cu ft

COM	COL	MB LEATHER		GRADE-IN FABRICS								
		A	B	1	2	3	4	5	6	7	8	9
4951	5446	6607	7021	5319	5434	5549	5664	5779	5894	6009	6124	6239

METAL FINISHES	Standard in Powder Coat Stainless Steel	add 442	GSA SIN 33721
			✓ SCS Certified Indoor Advantage Gold
			See Materials & Finishes on page 87

Low Back, Wide Chair, 1/2 Arm



1924-31

		yds	sqft
Single Upholstery		4.75	86

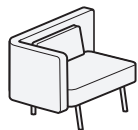
Multiple Upholstery	Body, Seat Cushion	4	72
	Lumbar Cushion	1.5	27

Outer Width	42"
Outer Depth	28"
Outer Height	33"
Seat Height	17.5"
Seat Depth	20"
Arm Height	33"
Carton Weight	130 lbs
Carton Volume	29 cu ft



1924-33

Low Back, Wide Chair, Full Arm




1924-32

		yds	sqft
Single Upholstery		5.75	104

Multiple Upholstery	Body, Seat Cushion	5.5	99
	Lumbar Cushion	1.5	27

Outer Width	42"
Outer Depth	28"
Outer Height	33"
Seat Height	17.5"
Seat Depth	20"
Arm Height	33"
Carton Weight	130 lbs
Carton Volume	29 cu ft



1924-34

COM	COL	MB LEATHER		GRADE-IN FABRICS								
		A	B	1	2	3	4	5	6	7	8	9
2816	3098	4184	4526	3120	3215	3310	3405	3500	3595	3690	3785	3880

METAL FINISHES Standard in Powder Coat Stainless Steel add 390

GSA SIN 33721

✓ SCS Certified Indoor Advantage Gold

See [Materials & Finishes](#) on page 87

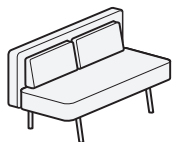
COM	COL	MB LEATHER		GRADE-IN FABRICS								
		A	B	1	2	3	4	5	6	7	8	9
2932	3225	4588	5002	3300	3415	3530	3645	3760	3875	3990	4105	4220

METAL FINISHES Standard in Powder Coat Stainless Steel add 390

GSA SIN 33721

✓ SCS Certified Indoor Advantage Gold

See [Materials & Finishes](#) on page 87



1924-60

Low Back, Armless Sofa

Single Upholstery		yds	sqft
		7.25	131

Multiple Upholstery	Body, Seat Cushion	7	126
	Lumbar Cushion	1.5	27

Outer Width	60"
Outer Depth	28"
Outer Height	33"
Seat Height	17.5"
Seat Depth	20"
Carton Weight	150 lbs
Carton Volume	41 cu ft

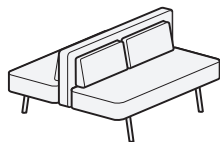
COM	COL	MB LEATHER		GRADE-IN FABRICS								
		A	B	1	2	3	4	5	6	7	8	9
3650	4015	5738	6260	4114	4259	4404	4549	4694	4839	4984	5129	5274

METAL FINISHES Standard in Powder Coat Stainless Steel add **390**

GSA SIN 33721

✓ SCS Certified Indoor Advantage Gold

See [Materials & Finishes](#) on page 87



1924-60BTB

Low Back, Armless Sofa, Back-to-Back

Single Upholstery		yds	sqft
		9.5	176

Multiple Upholstery	Body, Seat Cushion	9.5	171
	Lumbar Cushion	3	54

Outer Width	60"
Outer Depth	52"
Outer Height	33"
Seat Height	17.5"
Seat Depth	20"
Carton Weight	235 lbs
Carton Volume	72 cu ft

COM	COL	MB LEATHER		GRADE-IN FABRICS								
		A	B	1	2	3	4	5	6	7	8	9
6970	7667	9778	10480	7594	7789	7984	8179	8374	8569	8764	8959	9154

METAL FINISHES Standard in Powder Coat Stainless Steel add **442**

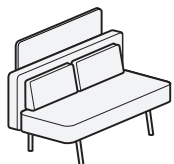
GSA SIN 33721

✓ SCS Certified Indoor Advantage Gold

See [Materials & Finishes](#) on page 87

MEDINAH

Martin
/ Bratrud



1924-60MP


Low Back, Armless Sofa, Mid Privacy Panel

Single Upholstery	yds	sqft
	10	180

Outer Width		60"
Outer Depth		30"
Outer Height		43"
Seat Height		17.5"
Seat Depth		20"
Carton Weight		170 lbs
Carton Volume		52 cu ft

COM	COL	MB LEATHER		GRADE-IN FABRICS								
		A	B	1	2	3	4	5	6	7	8	9
4148	4563	7028	7748	4788	4988	5188	5388	5588	5788	5988	6188	6388

METAL FINISHES	Standard in Powder Coat Stainless Steel		add 390										Yardage requirement includes upholstered privacy panel. GSA SIN 33721 ✓ SCS Certified Indoor Advantage Gold See Materials & Finishes on page 87
----------------	--	--	----------------	--	--	--	--	--	--	--	--	--	--



1924-60HP

Low Back, Armless Sofa, High Privacy Panel

Single Upholstery	yds	sqft
	10.25	185

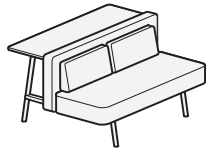
Outer Width		60"
Outer Depth		30"
Outer Height		53"
Seat Height		17.5"
Seat Depth		20"
Carton Weight		150 lbs
Carton Volume		64 cu ft

COM	COL	MB LEATHER		GRADE-IN FABRICS								
		A	B	1	2	3	4	5	6	7	8	9
4376	4814	7328	8066	5032	5237	5442	5647	5852	6057	6262	6467	6672

METAL FINISHES	Standard in Powder Coat Stainless Steel		add 390										Yardage requirement includes upholstered privacy panel. GSA SIN 33721 ✓ SCS Certified Indoor Advantage Gold See Materials & Finishes on page 87
----------------	--	--	----------------	--	--	--	--	--	--	--	--	--	--

MEDINAH

Martin / Bratrud



1924-60LS

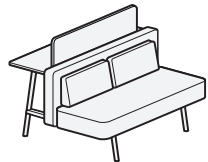
Low Back, Armless Sofa, Desk Surface

Single Upholstery	yds	sqft
	7.25	131

Outer Width	60"	
Outer Depth	47"	
Outer Height	33"	
Seat Height	17.5"	
Seat Depth	20"	
Carton Weight	190 lbs	
Carton Volume	62 cu ft	

COM	COL	MB LEATHER		GRADE-IN FABRICS								
		A	B	1	2	3	4	5	6	7	8	9
6627	7290	8715	9237	7091	7236	7381	7526	7671	7816	7961	8106	8251

METAL FINISHES	Standard in Powder Coat Stainless Steel	add	635	GSA SIN 33721
SOLID WORK SURFACE	Standard in Ash Walnut	add	458	√ SCS Certified Indoor Advantage Gold See Materials & Finishes on page 87



1924-60MPLS


Low Back, Armless Sofa, Desk Surface, Mid Privacy Panel

Single Upholstery	yds	sqft
	10	180

Outer Width	68"	
Outer Depth	49"	
Outer Height	43"	
Seat Height	17.5"	
Seat Depth	20"	
Carton Weight	210 lbs	
Carton Volume	93 cu ft	

COM	COL	MB LEATHER		GRADE-IN FABRICS								
		A	B	1	2	3	4	5	6	7	8	9
7262	7988	10142	10862	7902	8102	8302	8502	8702	8902	9102	9302	9502

METAL FINISHES	Standard in Powder Coat Stainless Steel	add	635	Yardage requirement includes upholstered privacy panel.
SOLID WORK SURFACE	Standard in Ash Walnut	add	458	GSA SIN 33721 √ SCS Certified Indoor Advantage Gold See Materials & Finishes on page 87



1924-60HPLS

Low Back, Armless Sofa, Desk Surface, High Privacy Panel

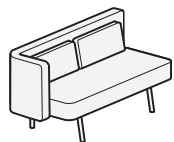
Single Upholstery	yds	sqft
	10.25	185

Outer Width		60"
Outer Depth		49"
Outer Height		53"
Seat Height		17.5"
Seat Depth		20"
Carton Weight		230 lbs
Carton Volume		101 cu ft

COM	COL	MB LEATHER		GRADE-IN FABRICS								
		A	B	1	2	3	4	5	6	7	8	9
7490	8239	10442	11180	8146	8351	8556	8761	8966	9171	9376	9581	9786

METAL FINISHES Standard in Powder Coat Stainless Steel add **635** Yardage requirement includes upholstered privacy panel.

SOLID WORK SURFACE Standard in Ash Walnut add **458** GSA SIN 33721
 ✓ SCS Certified Indoor Advantage Gold
 See [Materials & Finishes](#) on page 87



1924-61

Low Back, Sofa, 1/2 Arm

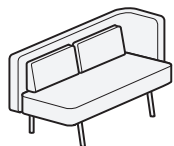
Single Upholstery	yds	sqft
	7.25	131

Multiple Upholstery	Body, Seat Cushion	7 126
	Lumbar Cushion	1.5 27

COM	COL	MB LEATHER		GRADE-IN FABRICS								
		A	B	1	2	3	4	5	6	7	8	9
3809	4190	5897	6419	4273	4418	4563	4708	4853	4998	5143	5288	5433

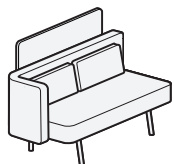
METAL FINISHES Standard in Powder Coat Stainless Steel add **390** GSA SIN 33721
 ✓ SCS Certified Indoor Advantage Gold

See [Materials & Finishes](#) on page 87

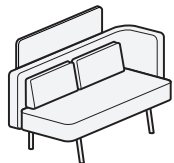


1924-63

Outer Width		64"
Outer Depth		28"
Outer Height		33"
Seat Height		17.5"
Seat Depth		20"
Arm Height		33"
Carton Weight		160 lbs
Carton Volume		43 cu ft



1924-61MP



1924-63MP

Low Back, Sofa, 1/2 Arm, Mid Privacy Panel

Single Upholstery	yds	sqft
	10.5	189

Outer Width		68"
Outer Depth		30"
Outer Height		43"
Seat Height		17.5"
Seat Depth		20"
Arm Height		33"
Carton Weight		180 lbs
Carton Volume		59 cu ft

COM	COL	MB LEATHER		GRADE-IN FABRICS								
		A	B	1	2	3	4	5	6	7	8	9
4245	4670	7269	8025	4917	5127	5337	5547	5757	5967	6177	6387	6597

METAL FINISHES	Standard in Powder Coat Stainless Steel		add 390											Yardage requirement includes upholstered privacy panel. GSA SIN 33721 √ SCS Certified Indoor Advantage Gold See Materials & Finishes on page 87
----------------	--	--	----------------	--	--	--	--	--	--	--	--	--	--	--

Low Back, Sofa, 1/2 Arm, High Privacy Panel

Single Upholstery	yds	sqft
	10.5	189

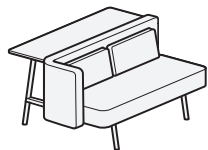
Outer Width		68"
Outer Depth		30"
Outer Height		53"
Seat Height		17.5"
Seat Depth		20"
Arm Height		33"
Carton Weight		200 lbs
Carton Volume		79 cu ft

COM	COL	MB LEATHER		GRADE-IN FABRICS								
		A	B	1	2	3	4	5	6	7	8	9
4659	5125	7683	8439	5331	5541	5751	5961	6171	6381	6591	6801	7011

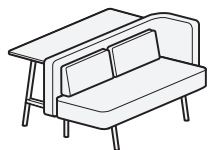
METAL FINISHES	Standard in Powder Coat Stainless Steel		add 390											Yardage requirement includes upholstered privacy panel. GSA SIN 33721 √ SCS Certified Indoor Advantage Gold See Materials & Finishes on page 87
----------------	--	--	----------------	--	--	--	--	--	--	--	--	--	--	--

MEDINAH

Martin / Bratrud



1924-61LS



1924-63LS

Low Back, Sofa, 1/2 Arm, Desk Surface

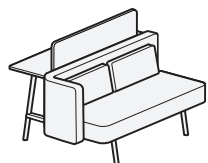
Single Upholstery	yds	sqft
	7.25	131

Outer Width	64"	
Outer Depth	47"	
Outer Height	33"	
Seat Height	17.5"	
Seat Depth	20"	
Arm Height	33"	
Carton Weight	205 lbs	
Carton Volume	66 cu ft	

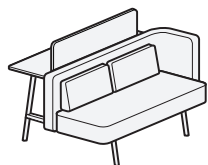
COM	COL	MB LEATHER		GRADE-IN FABRICS								
		A	B	1	2	3	4	5	6	7	8	9
7948	8743	10036	10558	8412	8557	8702	8847	8992	9137	9282	9427	9572

METAL FINISHES	Standard in Powder Coat Stainless Steel	add 635	GSA SIN 33721
SOLID WORK SURFACE	Standard in Ash Walnut	add 458	√ SCS Certified Indoor Advantage Gold See Materials & Finishes on page 87

Low Back, Sofa, 1/2 Arm, Desk Surface, Mid Privacy Panel



1924-61MPLS




1924-63MPLS

Single Upholstery	yds	sqft
	10.25	185

Outer Width	68"	
Outer Depth	49"	
Outer Height	43"	
Seat Height	17.5"	
Seat Depth	20"	
Arm Height	33"	
Carton Weight	215 lbs	
Carton Volume	93 cu ft	

COM	COL	MB LEATHER		GRADE-IN FABRICS								
		A	B	1	2	3	4	5	6	7	8	9
8311	9142	11263	12001	8967	9172	9377	9582	9787	9992	10197	10402	10607

SOLID WORK SURFACE	Standard in Ash Walnut	add 458	Yardage requirement includes upholstered privacy panel.
METAL FINISHES	Standard in Powder Coat Stainless Steel	add 635	GSA SIN 33721 √ SCS Certified Indoor Advantage Gold See Materials & Finishes on page 87



1924-61HPLS


Low Back, Sofa, 1/2 Arm, Desk Surface, High Privacy Panel

Single Upholstery	yds	sqft
	10.5	189

Outer Width		64"
Outer Depth		49"
Outer Height		53"
Seat Height		17.5"
Seat Depth		20"
Arm Height		33"
Carton Weight		235 lbs
Carton Volume		108 cu ft

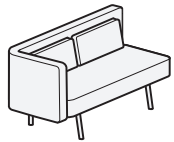
COM	COL	MB LEATHER		GRADE-IN FABRICS								
		A	B	1	2	3	4	5	6	7	8	9
8516	9368	11540	12296	9188	9398	9608	9818	10028	10238	10448	10658	10868

METAL FINISHES	Standard in Powder Coat Stainless Steel	add 635	Yardage requirement includes upholstered privacy panel.
SOLID WORK SURFACE	Standard in Ash Walnut	add 458	GSA SIN 33721 ✓ SCS Certified Indoor Advantage Gold See Materials & Finishes on page 87



1924-63HPLS

Low Back, Sofa, Full Arm



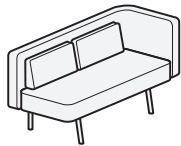
1924-62

Single Upholstery	yds	sqft	
	7.75	140	

Multiple Upholstery	Body, Seat Cushion	7.5	135
	Lumbar Cushion	1.5	27

COM	COL	MB LEATHER		GRADE-IN FABRICS								
		A	B	1	2	3	4	5	6	7	8	9
3910	4301	6142	6700	4406	4561	4716	4871	5026	5181	5336	5491	5646

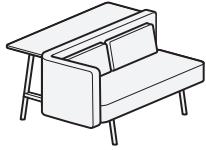
METAL FINISHES	Standard in Powder Coat Stainless Steel	add 390	GSA SIN 33721 ✓ SCS Certified Indoor Advantage Gold See Materials & Finishes on page 87
----------------	--	----------------	---



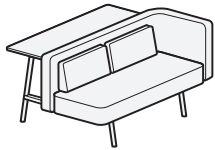
1924-64

Outer Width		64"
Outer Depth		28"
Outer Height		33"
Seat Height		17.5"
Seat Depth		20"
Arm Height		33"
Carton Weight		170 lbs
Carton Volume		41 cu ft

MEDINAH



1924-62LS



1924-64LS

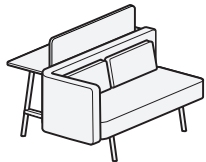
Low Back, Sofa, Full Arm, Desk Surface

Single Upholstery	yds	sqft
	7.75	140

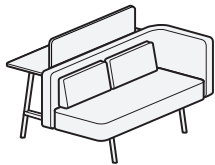
Outer Width	64"	
Outer Depth	49"	
Outer Height	33"	
Seat Height	17.5"	
Seat Depth	20"	
Arm Height	33"	
Carton Weight	225 lbs	
Carton Volume	70 cu ft	

COM	COL	MB LEATHER		GRADE-IN FABRICS								
		A	B	1	2	3	4	5	6	7	8	9
7810	8591	10042	10600	8306	8461	8616	8771	8926	9081	9236	9391	9546

METAL FINISHES	Standard in Powder Coat Stainless Steel	add	635	GSA SIN 33721
SOLID WORK SURFACE	Standard in Ash Walnut	add	458	√ SCS Certified Indoor Advantage Gold See Materials & Finishes on page 87



1924-62MPLS



1924-64MPLS


Low Back, Sofa, Full Arm, Desk Surface, Mid Privacy Panel

Single Upholstery	yds	sqft
	10.75	194


Outer Width	64"	
Outer Depth	49"	
Outer Height	43"	
Seat Height	17.5"	
Seat Depth	20"	
Arm Height	33"	
Carton Weight	225 lbs	
Carton Volume	88 cu ft	

COM	COL	MB LEATHER		GRADE-IN FABRICS								
		A	B	1	2	3	4	5	6	7	8	9
8224	9046	11320	12094	8912	9127	9342	9557	9772	9987	10202	10417	10632

METAL FINISHES	Standard in Powder Coat Stainless Steel	add	635	Yardage requirement includes upholstered privacy panel.
SOLID WORK SURFACE	Standard in Ash Walnut	add	458	GSA SIN 33721 √ SCS Certified Indoor Advantage Gold See Materials & Finishes on page 87



1924-62HPLS



1924-64HPLS

Low Back, Sofa, Full Arm, Desk Surface, High Privacy Panel

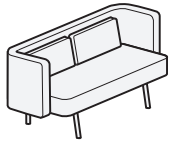
Single Upholstery	yds	sqft
	10.75	194

Outer Width		64"
Outer Depth		49"
Outer Height		53"
Seat Height		17.5"
Seat Depth		20"
Arm Height		33"
Carton Weight		245 lbs
Carton Volume		108 cu ft

COM	COL	MB LEATHER		GRADE-IN FABRICS								
		A	B	1	2	3	4	5	6	7	8	9
8338	9172	11434	12208	9026	9241	9456	9671	9886	10101	10316	10531	10746

METAL FINISHES	Standard in Powder Coat Stainless Steel	add 635	Yardage requirement includes upholstered privacy panel.
SOLID WORK SURFACE	Standard in Ash Walnut	add 458	GSA SIN 33721 ✓ SCS Certified Indoor Advantage Gold See Materials & Finishes on page 87

Low Back, Sofa, 1/2 Arms



1924-67

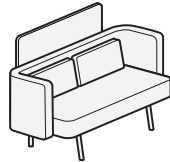
Single Upholstery	yds	sqft	
	7.75	140	

Multiple Upholstery	Body, Seat Cushion Lumbar Cushion	7.5 1.5	135 27

Outer Width		68"	
Outer Depth		28"	
Outer Height		33"	
Seat Height		17.5"	
Seat Depth		20"	
Arm Height		33"	
Width between Arms		60"	
Carton Weight		180 lbs	
Carton Volume		46 cu ft	

COM	COL	MB LEATHER		GRADE-IN FABRICS								
		A	B	1	2	3	4	5	6	7	8	9
4118	4530	6350	6908	4614	4769	4924	5079	5234	5389	5544	5699	5854

METAL FINISHES	Standard in Powder Coat Stainless Steel	add 390	GSA SIN 33721 ✓ SCS Certified Indoor Advantage Gold See Materials & Finishes on page 87
----------------	--	----------------	---



1924-67MP

Low Back, Sofa, 1/2 Arms, Mid Privacy Panel

Single Upholstery	yds	sqft
	10.5	189

Outer Width	68"	
Outer Depth	30"	
Outer Height	43"	
Seat Height	17.5"	
Seat Depth	20"	
Arm Height	33"	
Width between Arms	60"	
Carton Weight	200 lbs	
Carton Volume	59 cu ft	


		MB LEATHER		GRADE-IN FABRICS								
COM	COL	A	B	1	2	3	4	5	6	7	8	9
4554	5009	7578	8334	5226	5436	5646	5856	6066	6276	6486	6696	6906

METAL FINISHES Standard in Powder Coat Stainless Steel add 390 Yardage requirement includes upholstered privacy panel.

GSA SIN 33721

✓ SCS Certified Indoor Advantage Gold

See [Materials & Finishes](#) on page 87



1924-67HP

Low Back, Sofa, 1/2 Arms, High Privacy Panel

Single Upholstery	yds	sqft
	10.75	194

Outer Width	68"	
Outer Depth	30"	
Outer Height	53"	
Seat Height	17.5"	
Seat Depth	20"	
Arm Height	33"	
Width between Arms	60"	
Carton Weight	220 lbs	
Carton Volume	72 cu ft	

		MB LEATHER		GRADE-IN FABRICS								
COM	COL	A	B	1	2	3	4	5	6	7	8	9
4766	5243	7862	8636	5454	5669	5884	6099	6314	6529	6744	6959	7174

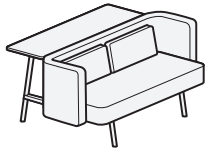
METAL FINISHES Standard in Powder Coat Stainless Steel add 390 Yardage requirement includes upholstered privacy panel.

GSA SIN 33721

✓ SCS Certified Indoor Advantage Gold

See [Materials & Finishes](#) on page 87

MEDINAH



1924-67LS

Low Back, Sofa, 1/2 Arms, Desk Surface

Single Upholstery	yds	sqft
	7.75	140

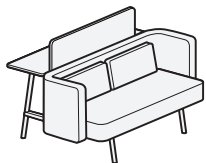
Outer Width		68"
Outer Depth		47"
Outer Height		33"
Seat Height		17.5"
Seat Depth		20"
Arm Height		33"
Width between Arms		60"
Carton Weight		225 lbs
Carton Volume		70 cu ft

COM	COL	MB LEATHER		GRADE-IN FABRICS								
		A	B	1	2	3	4	5	6	7	8	9
7511	8262	9743	10301	8007	8162	8317	8472	8627	8782	8937	9092	9247

METAL FINISHES	Standard in Powder Coat Stainless Steel	add	635	GSA SIN 33721
----------------	--	-----	------------	---------------

SOLID WORK SURFACE	Standard in Ash Walnut	add	458	See Materials & Finishes on page 87
--------------------	---------------------------	-----	------------	---

✓ SCS Certified Indoor Advantage Gold



1924-67MPLS

Low Back, Sofa, 1/2 Arms, Desk Surface, Mid Privacy Panel

Single Upholstery	yds	sqft
	10.5	189

Outer Width		68"
Outer Depth		49"
Outer Height		43"
Seat Height		17.5"
Seat Depth		20"
Arm Height		33"
Width between Arms		60"
Carton Weight		235 lbs
Carton Volume		93 cu ft

COM	COL	MB LEATHER		GRADE-IN FABRICS								
		A	B	1	2	3	4	5	6	7	8	9
7924	8716	10948	11704	8596	8806	9016	9226	9436	9646	9856	10066	10276


METAL FINISHES	Standard in Powder Coat Stainless Steel	add	635	Yardage requirement includes upholstered privacy panel.
----------------	--	-----	------------	---

SOLID WORK SURFACE	Standard in Ash Walnut	add	458	GSA SIN 33721
--------------------	---------------------------	-----	------------	---------------

✓ SCS Certified Indoor Advantage Gold

See [Materials & Finishes](#) on page 87

MEDINAH



1924-67HPLS

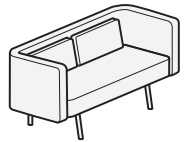
Low Back, Sofa, Full Arms, Desk Surface, High Privacy Panel

Single Upholstery	yds	sqft
	10.75	194

Outer Width		68"
Outer Depth		49"
Outer Height		53"
Seat Height		17.5"
Seat Depth		20"
Arm Height		33"
Width between Arms		60"
Carton Weight		255 lbs
Carton Volume		114 cu ft

COM	COL	MB LEATHER		GRADE-IN FABRICS								
		A	B	1	2	3	4	5	6	7	8	9
8121	8933	11217	11991	8809	9024	9239	9454	9669	9884	10099	10314	10529

METAL FINISHES	Standard in Powder Coat Stainless Steel	add 635	Yardage requirement includes upholstered privacy panel.
SOLID WORK SURFACE	Standard in Ash Walnut	add 458	GSA SIN 33721 ✓ SCS Certified Indoor Advantage Gold See Materials & Finishes on page 87



1924-68

Low Back, Sofa, Full Arms

Single Upholstery	yds	sqft
	8.75	158

Multiple Upholstery	Body, Seat Cushion Lumbar Cushion	8.5 153 1.5 27


Outer Width		68"
Outer Depth		28"
Outer Height		33"
Seat Height		17.5"
Seat Depth		20"
Arm Height		33"
Width between Arms		60"
Carton Weight		190 lbs
Carton Volume		46 cu ft

COM	COL	MB LEATHER		GRADE-IN FABRICS								
		A	B	1	2	3	4	5	6	7	8	9
4328	4761	6848	7478	4888	5063	5238	5413	5588	5763	5938	6113	6288

METAL FINISHES	Standard in Powder Coat Stainless Steel	add 390	GSA SIN 33721 ✓ SCS Certified Indoor Advantage Gold See Materials & Finishes on page 87
----------------	--	----------------	---

MEDINAH

Martin
/ Bratrud



1924-68MP


Low Back, Sofa, Full Arms, Mid Privacy Panel

Single Upholstery	yds	sqft
	11.5	207

Outer Width		68"
Outer Depth		30"
Outer Height		43"
Seat Height		17.5"
Seat Depth		20"
Arm Height		33"
Width between Arms		60"
Carton Weight		210 lbs
Carton Volume		59 cu ft

COM	COL	MB LEATHER		GRADE-IN FABRICS								
		A	B	1	2	3	4	5	6	7	8	9
4826	5309	8138	8966	5562	5792	6022	6252	6482	6712	6942	7172	7402

METAL FINISHES	Standard in Powder Coat Stainless Steel	add 390	Yardage requirement includes upholstered privacy panel. GSA SIN 33721 ✓ SCS Certified Indoor Advantage Gold See Materials & Finishes on page 87
----------------	--	----------------	--



1924-68HP

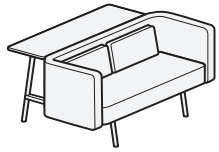
Low Back, Sofa, Full Arms, High Privacy Panel

Single Upholstery	yds	sqft
	11.75	212

Outer Width		68"
Outer Depth		30"
Outer Height		53"
Seat Height		17.5"
Seat Depth		20"
Arm Height		33"
Width between Arms		60"
Carton Weight		230 lbs
Carton Volume		72 cu ft

COM	COL	MB LEATHER		GRADE-IN FABRICS								
		A	B	1	2	3	4	5	6	7	8	9
5024	5526	8408	9254	5776	6011	6246	6481	6716	6951	7186	7421	7656

METAL FINISHES	Standard in Powder Coat Stainless Steel	add 390	Yardage requirement includes upholstered privacy panel. GSA SIN 33721 ✓ SCS Certified Indoor Advantage Gold See Materials & Finishes on page 87
----------------	--	----------------	--



1924-68LS

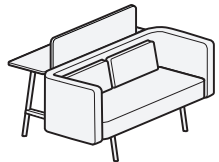
Low Back, Sofa, Full Arms, Desk Surface

Single Upholstery	yds	sqft
	8.75	158

Outer Width		68"
Outer Depth		47"
Outer Height		33"
Seat Height		17.5"
Seat Depth		20"
Arm Height		33"
Width between Arms		60"
Carton Weight		235 lbs
Carton Volume		70 cu ft

COM	COL	MB LEATHER		GRADE-IN FABRICS								
		A	B	1	2	3	4	5	6	7	8	9
7238	7962	9758	10388	7798	7973	8148	8323	8498	8673	8848	9023	9198

METAL FINISHES	Standard in Powder Coat Stainless Steel	add	635	GSA SIN 33721
SOLID WORK SURFACE	Standard in Ash Walnut	add	458	√ SCS Certified Indoor Advantage Gold
				See Materials & Finishes on page 87



1924-68MPLS

Low Back, Sofa, Full Arms, Desk Surface, Mid Privacy Panel


Single Upholstery	yds	sqft
	11.5	207

Multiple Upholstery	Body, Seat Cushion Lumbar Cushion	8.5 153
		1.5 27

Outer Width		68"
Outer Depth		49"
Outer Height		43"
Seat Height		17.5"
Seat Depth		20"
Arm Height		33"
Width between Arms		60"
Carton Weight		245 lbs
Carton Volume		93 cu ft

COM	COL	MB LEATHER		GRADE-IN FABRICS								
		A	B	1	2	3	4	5	6	7	8	9
7717	8489	11029	11857	8453	8683	8913	9143	9373	9603	9833	10063	10293

METAL FINISHES	Standard in Powder Coat Stainless Steel	add	635	Yardage requirement includes upholstered privacy panel.
SOLID WORK SURFACE	Standard in Ash Walnut	add	458	GSA SIN 33721
				√ SCS Certified Indoor Advantage Gold
				See Materials & Finishes on page 87



1924-68HPLS

Low Back, Sofa, Full Arms, Desk Surface, High Privacy Panel

Single Upholstery	yds	sqft
	11.75	212

Outer Width		68"
Outer Depth		49"
Outer Height		53"
Seat Height		17.5"
Seat Depth		20"
Arm Height		33"
Width between Arms		60"
Carton Weight		265 lbs
Carton Volume		114 cu ft

COM	COL	MB LEATHER		GRADE-IN FABRICS								
		A	B	1	2	3	4	5	6	7	8	9
7937	8731	11321	12167	8689	8924	9159	9394	9629	9864	10099	10334	10569

METAL FINISHES	Standard in Powder Coat Stainless Steel	add 635	Yardage requirement includes upholstered privacy panel.
SOLID WORK SURFACE	Standard in Ash Walnut	add 458	GSA SIN 33721 ✓ SCS Certified Indoor Advantage Gold See Materials & Finishes on page 87



1924-70

Low Back, 30° Angled Sofa, Armless

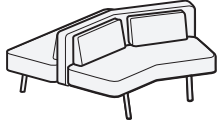
Single Upholstery	yds	sqft
	8.25	149

Multiple Upholstery	Body, Seat Cushion Lumbar Cushion	8 144 1.5 27

Outer Width		63"
Outer Depth		39.5"
Outer Height		33"
Seat Height		17.5"
Seat Depth		20"
Arm Height		33"
Carton Weight		170 lbs
Carton Volume		58 cu ft

COM	COL	MB LEATHER		GRADE-IN FABRICS								
		A	B	1	2	3	4	5	6	7	8	9
4534	4987	6910	7504	5062	5227	5392	5557	5722	5887	6052	6217	6382

METAL FINISHES	Standard in Powder Coat Stainless Steel	add 390	GSA SIN 33721 ✓ SCS Certified Indoor Advantage Gold See Materials & Finishes on page 87
----------------	--	----------------	---



1924-70BTB

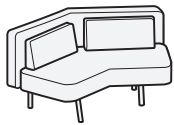
Low Back, 30° Angled Sofa, Back-to-Back, Armless

Single Upholstery		yds	sqft
		9.75	176
Multiple Upholstery	Body, Seat Cushion	9.5	171
	Lumbar Cushion	3	54

Outer Width	73"
Outer Depth	63"
Outer Height	33"
Seat Height	17.5"
Seat Depth	20"
Carton Weight	325 lbs
Carton Volume	104 cu ft

COM	COL	MB LEATHER		GRADE-IN FABRICS								
		A	B	1	2	3	4	5	6	7	8	9
8640	9504	11448	12150	9264	9459	9654	9849	10044	10239	10434	10629	10824

METAL FINISHES	Standard in Powder Coat Stainless Steel	add 442	GSA SIN 33721
			✓ SCS Certified Indoor Advantage Gold
			See Materials & Finishes on page 87



1924-80

Low Back, 45° Angled Sofa, Armless

Single Upholstery		yds	sqft
		7.75	140
Multiple Upholstery	Body, Seat Cushion	7.5	135
	Lumbar Cushion	1.5	27

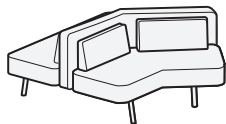
Outer Width	63"
Outer Depth	43"
Outer Height	33"
Seat Height	17.5"
Seat Depth	20"
Carton Weight	190 lbs
Carton Volume	63 cu ft

COM	COL	MB LEATHER		GRADE-IN FABRICS								
		A	B	1	2	3	4	5	6	7	8	9
4630	5093	6862	7420	5126	5281	5436	5591	5746	5901	6056	6211	6366

METAL FINISHES	Standard in Powder Coat Stainless Steel	add 390	GSA SIN 33721
			✓ SCS Certified Indoor Advantage Gold
			See Materials & Finishes on page 87

MEDINAH

Martin / Bratrud



1924-80BTB

Low Back, 45° Sofa, Back-to-Back, Armless

Single Upholstery		yds	sqft
		11.25	203

Multiple Upholstery	Body, Seat Cushion	11	198
	Lumbar Cushion	3	54

Outer Width	79"
Outer Depth	66.5"
Outer Height	33"
Seat Height	17.5"
Seat Depth	20"
Carton Weight	335 lbs
Carton Volume	118 cu ft

COM	COL	MB LEATHER		GRADE-IN FABRICS								
		A	B	1	2	3	4	5	6	7	8	9
8918	9810	12158	12968	9638	9863	10088	10313	10538	10763	10988	11213	11438

METAL FINISHES	Standard in Powder Coat Stainless Steel	add 442
----------------	--	----------------

GSA SIN 33721

✓ SCS Certified Indoor Advantage Gold

See [Materials & Finishes](#) on page 87



1925-20

Mid Back, Chair, Armless

Single Upholstery		yds	sqft
		4.75	86

Multiple Upholstery	Body, Seat Cushion	4.5	81
	Lumbar Cushion	1.5	27

Outer Width	34"
Outer Depth	28"
Outer Height	43"
Seat Height	17.5"
Seat Depth	20"
Carton Weight	95 lbs
Carton Volume	30 cu ft


COM	COL	MB LEATHER		GRADE-IN FABRICS								
		A	B	1	2	3	4	5	6	7	8	9
2673	2940	4041	4383	2977	3072	3167	3262	3357	3452	3547	3642	3737

METAL FINISHES Standard in Powder Coat Stainless Steel add **390**

GSA SIN 33721

✓ SCS Certified Indoor Advantage Gold

See [Materials & Finishes](#) on page 87



1925-20BTB

Mid Back, Back-to-Back, Armless

Single Upholstery		yds	sqft
		5.75	104

Multiple Upholstery	Body, Seat Cushion	5.5	99
	Lumbar Cushion	3	54

Outer Width	34"
Outer Depth	52"
Outer Height	43"
Seat Height	17.5"
Seat Depth	20"
Carton Weight	135 lbs
Carton Volume	54 cu ft

COM	COL	MB LEATHER		GRADE-IN FABRICS								
		A	B	1	2	3	4	5	6	7	8	9
4747	5222	6403	6817	5115	5230	5345	5460	5575	5690	5805	5920	6035

METAL FINISHES Standard in Powder Coat Stainless Steel add **442**

GSA SIN 33721

✓ SCS Certified Indoor Advantage Gold

See [Materials & Finishes](#) on page 87



1925-21

Mid Back, Chair, 1/2 Arm

Single Upholstery		yds	sqft
		4.75	86
Multiple Upholstery	Body, Seat Cushion	4.5	81
	Lumbar Cushion	1.5	27

Outer Width	38"
Outer Depth	28"
Outer Height	43"
Seat Height	17.5"
Seat Depth	20"
Arm Height	43"
Carton Weight	135 lbs
Carton Volume	33 cu ft



1925-23




1925-22

Mid Back, Chair, Full Arm

Single Upholstery		yds	sqft
		6.75	122
Multiple Upholstery	Body, Seat Cushion	6.5	117
	Lumbar Cushion	1.5	27

Outer Width	38"
Outer Depth	28"
Outer Height	43"
Seat Height	17.5"
Seat Depth	20"
Arm Height	43"
Carton Weight	135 lbs
Carton Volume	33 cu ft




1925-24

COM	COL	MB LEATHER		GRADE-IN FABRICS								
		A	B	1	2	3	4	5	6	7	8	9
2894	3183	4262	4604	3198	3293	3388	3483	3578	3673	3768	3863	3958

METAL FINISHES	Standard in Powder Coat Stainless Steel	add 390	GSA SIN 33721
			✓ SCS Certified Indoor Advantage Gold
			See Materials & Finishes on page 87

COM	COL	MB LEATHER		GRADE-IN FABRICS								
		A	B	1	2	3	4	5	6	7	8	9
2997	3297	4941	5427	3429	3564	3699	3834	3969	4104	4239	4374	4509

METAL FINISHES	Standard in Powder Coat Stainless Steel	add 390	GSA SIN 33721
			✓ SCS Certified Indoor Advantage Gold
			See Materials & Finishes on page 87



1925-27


Mid Back, Chair, 1/2 Arms

Single Upholstery		yds	sqft
		5.25	95
Multiple Upholstery	Body, Seat Cushion	5	90
	Lumbar Cushion	1.5	27

Outer Width	42"
Outer Depth	28"
Outer Height	43"
Seat Height	17.5"
Seat Depth	20"
Arm Height	43"
Width between Arms	34"
Carton Weight	155 lbs
Carton Volume	37 cu ft

COM	COL	MB LEATHER		GRADE-IN FABRICS								
		A	B	1	2	3	4	5	6	7	8	9
3163	3479	4675	5053	3499	3604	3709	3814	3919	4024	4129	4234	4339

METAL FINISHES	Standard in Powder Coat Stainless Steel	add 390	GSA SIN 33721
			✓ SCS Certified Indoor Advantage Gold
			See Materials & Finishes on page 87



1925-28

Mid Back, Chair, Full Arms

Single Upholstery		yds	sqft
		8.75	158
Multiple Upholstery	Body, Seat Cushion	8.5	153
	Lumbar Cushion	1.5	27

Outer Width	42"
Outer Depth	28"
Outer Height	43"
Seat Height	17.5"
Seat Depth	20"
Arm Height	43"
Width between Arms	34"
Carton Weight	165 lbs
Carton Volume	37 cu ft

COM	COL	MB LEATHER		GRADE-IN FABRICS								
		A	B	1	2	3	4	5	6	7	8	9
3279	3607	5799	6429	3839	4014	4189	4364	4539	4714	4889	5064	5239

METAL FINISHES	Standard in Powder Coat Stainless Steel	add 390	GSA SIN 33721
			✓ SCS Certified Indoor Advantage Gold
			See Materials & Finishes on page 87



1925-30

Mid Back, Wide Chair, Armless

Single Upholstery		yds	sqft
		5	90
Multiple Upholstery	Body, Seat Cushion	4.75	86
	Lumbar Cushion	1.75	32

Outer Width	38"
Outer Depth	28"
Outer Height	43"
Seat Height	17.5"
Seat Depth	20"
Carton Weight	145 lbs
Carton Volume	33 cu ft


COM	COL	MB LEATHER		GRADE-IN FABRICS								
		A	B	1	2	3	4	5	6	7	8	9
2872	3159	4312	4672	3192	3292	3392	3492	3592	3692	3792	3892	3992

METAL FINISHES Standard in Powder Coat Stainless Steel add 390

GSA SIN 33721

✓ SCS Certified Indoor Advantage Gold

See [Materials & Finishes](#) on page 87



1925-30BTB

Mid Back, Wide Chair, Back-to-Back, Armless

Single Upholstery		yds	sqft
		9	162
Multiple Upholstery	Body, Seat Cushion	5.75	104
	Lumbar Cushion	3.25	59

Outer Width	38"
Outer Depth	52"
Outer Height	43"
Seat Height	17.5"
Seat Depth	20"
Carton Weight	195 lbs
Carton Volume	60 cu ft

COM	COL	MB LEATHER		GRADE-IN FABRICS								
		A	B	1	2	3	4	5	6	7	8	9
5088	5597	7680	8328	5664	5844	6024	6204	6384	6564	6744	6924	7104

METAL FINISHES Standard in Powder Coat Stainless Steel add 442

GSA SIN 33721

✓ SCS Certified Indoor Advantage Gold

See [Materials & Finishes](#) on page 87



1925-31

Mid Back, Wide Chair, 1/2 Arm

Single Upholstery	yds	sqft
	5	90

Multiple Upholstery	Body, Seat Cushion	4.75 86
	Lumbar Cushion	1.75 32

Outer Width	42"
Outer Depth	28"
Outer Height	43"
Seat Height	17.5"
Seat Depth	20"
Arm Height	43"
Carton Weight	145 lbs
Carton Volume	37 cu ft



1925-33

Mid Back, Wide Chair, Full Arm


Single Upholstery	yds	sqft
	7	126

Multiple Upholstery	Body, Seat Cushion	6.75 122
	Lumbar Cushion	1.75 32

Outer Width	42"
Outer Depth	28"
Outer Height	43"
Seat Height	17.5"
Seat Depth	20"
Arm Height	43"
Carton Weight	145 lbs
Carton Volume	37 cu ft



1925-32



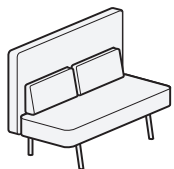
1925-34

COM	COL	MB LEATHER		GRADE-IN FABRICS								
		A	B	1	2	3	4	5	6	7	8	9
3080	3388	4520	4880	3400	3500	3600	3700	3800	3900	4000	4100	4200

METAL FINISHES	Standard in Powder Coat Stainless Steel	add 390	GSA SIN 33721
			✓ SCS Certified Indoor Advantage Gold
			See Materials & Finishes on page 87

COM	COL	MB LEATHER		GRADE-IN FABRICS								
		A	B	1	2	3	4	5	6	7	8	9
3187	3506	5203	5707	3635	3775	3915	4055	4195	4335	4475	4615	4755

METAL FINISHES	Standard in Powder Coat Stainless Steel	add 390	GSA SIN 33721
			✓ SCS Certified Indoor Advantage Gold
			See Materials & Finishes on page 87



1925-60

Mid Back, Armless Sofa

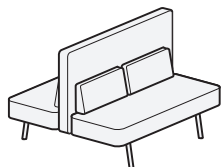
Single Upholstery yds sqft
8.25 149

Multiple Upholstery Body, Seat Cushion Lumber Cushion
8 144
1.5 27

Outer Width **60"**
 Outer Depth **28"**
 Outer Height **43"**
 Seat Height **17.5"**
 Seat Depth **20"**
 Carton Weight **165 lbs**
 Carton Volume **51 cu ft**

COM	COL	MB LEATHER		GRADE-IN FABRICS								
		A	B	1	2	3	4	5	6	7	8	9
3816	4198	6192	6786	4344	4509	4674	4839	5004	5169	5334	5499	5664

METAL FINISHES Standard in Powder Coat Stainless Steel add **390** GSA SIN 33721
 ✓ SCS Certified Indoor Advantage Gold
 See [Materials & Finishes](#) on page 87



1925-60BTB

Mid Back, Armless Sofa, Back-to-Back

Single Upholstery yds sqft
11.75 212

Multiple Upholstery Body, Seat Cushion Lumber Cushion
11.5 207
3 54


Outer Width **60"**
 Outer Depth **52"**
 Outer Height **43"**
 Seat Height **17.5"**
 Seat Depth **20"**
 Carton Weight **250 lbs**
 Carton Volume **93 cu ft**

COM	COL	MB LEATHER		GRADE-IN FABRICS								
		A	B	1	2	3	4	5	6	7	8	9
7197	7917	10581	11427	7949	8184	8419	8654	8889	9124	9359	9594	9829

METAL FINISHES Standard in Powder Coat Stainless Steel add **442** GSA SIN 33721
 ✓ SCS Certified Indoor Advantage Gold
 See [Materials & Finishes](#) on page 87

MEDINAH

Martin
/ Bratrud



1925-60HP


Mid Back, Armless Sofa, High Privacy Panel

Single Upholstery	yds	sqft
	11.25	203

Outer Width		60"
Outer Depth		30"
Outer Height		53"
Seat Height		17.5"
Seat Depth		20"
Carton Weight		185 lbs
Carton Volume		64 cu ft

COM	COL	MB LEATHER		GRADE-IN FABRICS								
		A	B	1	2	3	4	5	6	7	8	9
4313	4744	7553	8363	5033	5258	5483	5708	5933	6158	6383	6608	6833

METAL FINISHES	Standard in Powder Coat Stainless Steel	add 390	Yardage requirement includes upholstered privacy panel. GSA SIN 33721 ✓ SCS Certified Indoor Advantage Gold See Materials & Finishes on page 87
----------------	--	----------------	--



1925-60LS

Mid Back, Armless Sofa, Desk Surface

Single Upholstery	yds	sqft
	8.25	149


Outer Width		60"
Outer Depth		47"
Outer Height		43"
Seat Height		17.5"
Seat Depth		20"
Carton Weight		205 lbs
Carton Volume		80 cu ft

COM	COL	MB LEATHER		GRADE-IN FABRICS								
		A	B	1	2	3	4	5	6	7	8	9
6728	7401	9104	9698	7256	7421	7586	7751	7916	8081	8246	8411	8576

METAL FINISHES	Standard in Powder Coat Stainless Steel	add 635	GSA SIN 33721 ✓ SCS Certified Indoor Advantage Gold
SOLID WORK SURFACE	Standard in Ash Walnut	add 458	See Materials & Finishes on page 87

MEDINAH

Martin / Brattrud



1925-60MS


Mid Back, Armless Sofa, Counter Surface

Single Upholstery	yds	sqft
	8.25	149

Outer Width	60"	
Outer Depth	47"	
Outer Height	43"	
Seat Height	17.5"	
Seat Depth	20"	
Carton Weight	205 lbs	
Carton Volume	80 cu ft	

COM	COL	MB LEATHER		GRADE-IN FABRICS								
		A	B	1	2	3	4	5	6	7	8	9
6756	7432	9132	9726	7284	7449	7614	7779	7944	8109	8274	8439	8604

METAL FINISHES	Standard in Powder Coat Stainless Steel	add	635	GSA SIN 33721
SOLID WORK SURFACE	Standard in Ash Walnut	add	458	√ SCS Certified Indoor Advantage Gold
				See Materials & Finishes on page 87



1925-60HPLS


Mid Back, Armless Sofa, Desk Surface, High Privacy Panel

Single Upholstery	yds	sqft
	11.25	203

Outer Width	60"	
Outer Depth	49"	
Outer Height	53"	
Seat Height	17.5"	
Seat Depth	20"	
Carton Weight	225 lbs	
Carton Volume	101 cu ft	

COM	COL	MB LEATHER		GRADE-IN FABRICS								
		A	B	1	2	3	4	5	6	7	8	9
7205	7926	10445	11255	7925	8150	8375	8600	8825	9050	9275	9500	9725

METAL FINISHES	Standard in Powder Coat Stainless Steel	add	635	Yardage requirement includes upholstered privacy panel.
SOLID WORK SURFACE	Standard in Ash Walnut	add	458	GSA SIN 33721
				√ SCS Certified Indoor Advantage Gold
				See Materials & Finishes on page 87



1925-60HPMS


Mid Back, Armless Sofa, Counter Surface, High Privacy Panel

Single Upholstery	yds	sqft
	11.25	203

Outer Width		60"
Outer Depth		49"
Outer Height		53"
Seat Height		17.5"
Seat Depth		20"
Carton Weight		250 lbs
Carton Volume		104 cu ft

COM	COL	MB LEATHER		GRADE-IN FABRICS								
		A	B	1	2	3	4	5	6	7	8	9
7279	8007	10519	11329	7999	8224	8449	8674	8899	9124	9349	9574	9799

METAL FINISHES	Standard in Powder Coat Stainless Steel	add 635	Yardage requirement includes upholstered privacy panel.
SOLID WORK SURFACE	Standard in Ash Walnut	add 458	GSA SIN 33721 ✓ SCS Certified Indoor Advantage Gold See Materials & Finishes on page 87



1925-61


Mid Back, Sofa, 1/2 Arm

Single Upholstery	yds	sqft
	8.75	158

Multiple Upholstery	Body, Seat Cushion Lumbar Cushion	8.5 153 1.5 27

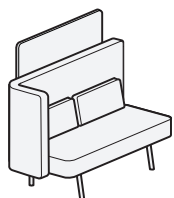
COM	COL	MB LEATHER		GRADE-IN FABRICS								
		A	B	1	2	3	4	5	6	7	8	9
3974	4371	6494	7124	4534	4709	4884	5059	5234	5409	5584	5759	5934

METAL FINISHES	Standard in Powder Coat Stainless Steel	add 390	GSA SIN 33721 ✓ SCS Certified Indoor Advantage Gold See Materials & Finishes on page 87
----------------	--	----------------	---

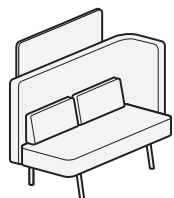


1925-63

Outer Width		64"
Outer Depth		28"
Outer Height		43"
Seat Height		17.5"
Seat Depth		20"
Arm Height		43"
Carton Weight		175 lbs
Carton Volume		56 cu ft



1925-61HP



1925-63HP


Mid Back, Sofa, 1/2 Arm, High Privacy Panel

Single Upholstery	yds	sqft
	11.75	212

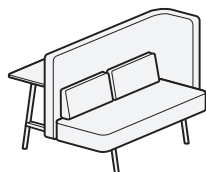
Outer Width	64"	
Outer Depth	30"	
Outer Height	53"	
Seat Height	17.5"	
Seat Depth	20"	
Arm Height	43"	
Carton Weight	195 lbs	
Carton Volume	68 cu ft	

COM	COL	MB LEATHER		GRADE-IN FABRICS								
		A	B	1	2	3	4	5	6	7	8	9
4649	5114	8033	8879	5401	5636	5871	6106	6341	6576	6811	7046	7281

METAL FINISHES	Standard in Powder Coat Stainless Steel	add 390	Yardage requirement includes upholstered privacy panel. GSA SIN 33721 ✓ SCS Certified Indoor Advantage Gold See Materials & Finishes on page 87
----------------	--	----------------	--



1925-61LS



1925-63LS

Mid Back, Sofa, 1/2 Arm, Desk Surface


Single Upholstery	yds	sqft
	8.75	158

Outer Width	64"	
Outer Depth	47"	
Outer Height	43"	
Seat Height	17.5"	
Seat Depth	20"	
Arm Height	43"	
Carton Weight	215 lbs	
Carton Volume	85 cu ft	

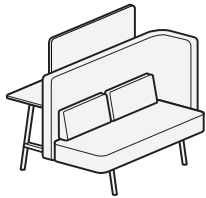
COM	COL	MB LEATHER		GRADE-IN FABRICS								
		A	B	1	2	3	4	5	6	7	8	9
6885	7574	9405	10035	7445	7620	7795	7970	8145	8320	8495	8670	8845

METAL FINISHES	Standard in Powder Coat Stainless Steel	add 635	GSA SIN 33721 ✓ SCS Certified Indoor Advantage Gold
SOLID WORK SURFACE	Standard in Ash Walnut	add 458	See Materials & Finishes on page 87

MEDINAH



1925-61HPLS



1925-63HPLS


Mid Back, Sofa, 1/2 Arm, Desk Surface, High Privacy Panel

Single Upholstery	yds	sqft
	11.75	212


Outer Width	64"	
Outer Depth	49"	
Outer Height	53"	
Seat Height	17.5"	
Seat Depth	20"	
Arm Height	43"	
Carton Weight	230 lbs	
Carton Volume	108 cu ft	

COM	COL	MB LEATHER		GRADE-IN FABRICS								
		A	B	1	2	3	4	5	6	7	8	9
7300	8030	10684	11530	8052	8287	8522	8757	8992	9227	9462	9697	9932

METAL FINISHES	Standard in Powder Coat Stainless Steel	add 635	Yardage requirement includes upholstered privacy panel.
SOLID WORK SURFACE	Standard in Ash Walnut	add 458	GSA SIN 33721 ✓ SCS Certified Indoor Advantage Gold See Materials & Finishes on page 87



1925-61HPMS



1925-63HPMS


Mid Back, Sofa, 1/2 Arm, Counter Surface, High Privacy Panel

Single Upholstery	yds	sqft
	11.75	212

Outer Width	64"	
Outer Depth	49"	
Outer Height	53"	
Seat Height	17.5"	
Seat Depth	20"	
Arm Height	43"	
Carton Weight	250 lbs	
Carton Volume	104 cu ft	

COM	COL	MB LEATHER		GRADE-IN FABRICS								
		A	B	1	2	3	4	5	6	7	8	9
7381	8119	10765	11611	8133	8368	8603	8838	9073	9308	9543	9778	10013

METAL FINISHES	Standard in Powder Coat Stainless Steel	add 635	Yardage requirement includes upholstered privacy panel.
SOLID WORK SURFACE	Standard in Ash Walnut	add 458	GSA SIN 33721 ✓ SCS Certified Indoor Advantage Gold See Materials & Finishes on page 87

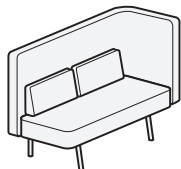


1925-62

Mid Back, Sofa, Full Arm

Single Upholstery		yds	sqft
		9.75	176

Multiple Upholstery	Body, Seat Cushion	9.5	171
	Lumbar Cushion	1.5	27

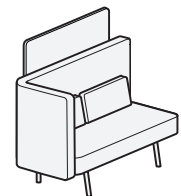


1925-64

Outer Width	64"
Outer Depth	28"
Outer Height	43"
Seat Height	17.5"
Seat Depth	20"
Arm Height	43"
Carton Weight	185 lbs
Carton Volume	56 cu ft

COM	COL	MB LEATHER		GRADE-IN FABRICS								
		A	B	1	2	3	4	5	6	7	8	9
4151	4566	6959	7661	4775	4970	5165	5360	5555	5750	5945	6140	6335

METAL FINISHES	Standard in Powder Coat Stainless Steel	add 390	GSA SIN 33721
			✓ SCS Certified Indoor Advantage Gold
			See Materials & Finishes on page 87

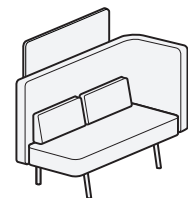


1925-62HP

Mid Back, Sofa, Full Arm, High Privacy Panel

Single Upholstery		yds	sqft
		12.75	230


Outer Width	64"		
Outer Depth	30"		
Outer Height	53"		
Seat Height	17.5"		
Seat Depth	20"		
Arm Height	43"		
Carton Weight	205 lbs		
Carton Volume	68 cu ft		



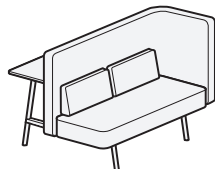
1925-64HP

COM	COL	MB LEATHER		GRADE-IN FABRICS								
		A	B	1	2	3	4	5	6	7	8	9
4702	5172	8374	9292	5518	5773	6028	6283	6538	6793	7048	7303	7558

METAL FINISHES	Standard in Powder Coat Stainless Steel	add 390	Yardage requirement includes upholstered privacy panel.
			GSA SIN 33721
			✓ SCS Certified Indoor Advantage Gold
			See Materials & Finishes on page 87



1925-62LS



1925-64LS

Mid Back, Sofa, Full Arm, Desk Surface

Single Upholstery	yds	sqft
	12.75	230

Outer Width	64"	
Outer Depth	47"	
Outer Height	43"	
Seat Height	17.5"	
Seat Depth	20"	
Arm Height	43"	
Carton Weight	225 lbs	
Carton Volume	85 cu ft	

COM	COL	MB LEATHER		GRADE-IN FABRICS								
		A	B	1	2	3	4	5	6	7	8	9
6979	7677	10651	11569	7795	8050	8305	8560	8815	9070	9325	9580	9835

METAL FINISHES	Standard in Powder Coat Stainless Steel	add	635
----------------	--	-----	------------


GSA SIN 33721

✓ SCS Certified Indoor Advantage Gold

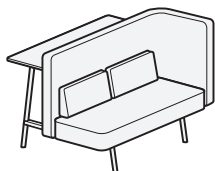
SOLID WORK SURFACE	Standard in Ash Walnut	add	458
--------------------	---------------------------	-----	------------

See [Materials & Finishes](#) on page 87

Mid Back, Sofa, Full Arm, Counter Surface



1925-62MS



1925-64MS

Single Upholstery	yds	sqft
	12.75	230

Outer Width	64"	
Outer Depth	47"	
Outer Height	43"	
Seat Height	17.5"	
Seat Depth	20"	
Arm Height	43"	
Carton Weight	230 lbs	
Carton Volume	85 cu ft	

COM	COL	MB LEATHER		GRADE-IN FABRICS								
		A	B	1	2	3	4	5	6	7	8	9
7068	7775	10740	11658	7884	8139	8394	8649	8904	9159	9414	9669	9924


METAL FINISHES	Standard in Powder Coat Stainless Steel	add	635
----------------	--	-----	------------

GSA SIN 33721

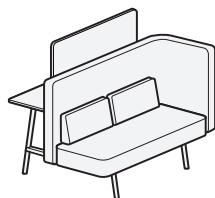
✓ SCS Certified Indoor Advantage Gold

SOLID WORK SURFACE	Standard in Ash Walnut	add	458
--------------------	---------------------------	-----	------------

See [Materials & Finishes](#) on page 87



1925-62HPLS



1925-64HPLS

Mid Back, Sofa, Full Arm, Desk Surface, High Privacy Panel

Single Upholstery	yds	sqft
	12.75	230

Outer Width	64"	
Outer Depth	49"	
Outer Height	53"	
Seat Height	17.5"	
Seat Depth	20"	
Arm Height	43"	
Carton Weight	240 lbs	
Carton Volume	108 cu ft	

COM	COL	MB LEATHER		GRADE-IN FABRICS								
		A	B	1	2	3	4	5	6	7	8	9
7426	8169	11098	12016	8242	8497	8752	9007	9262	9517	9772	10027	10282

METAL FINISHES	Standard in Powder Coat Stainless Steel	add 635	Yardage requirement includes upholstered privacy panel.
SOLID WORK SURFACE	Standard in Ash Walnut	add 458	GSA SIN 33721 ✓ SCS Certified Indoor Advantage Gold See Materials & Finishes on page 87

Mid Back, Sofa, Full Arm, Counter Surface, High Privacy Panel


Single Upholstery	yds	sqft
	12.75	230

Outer Width	64"	
Outer Depth	49"	
Outer Height	53"	
Seat Height	17.5"	
Seat Depth	20"	
Arm Height	43"	
Carton Weight	260 lbs	
Carton Volume	108 cu ft	


COM	COL	MB LEATHER		GRADE-IN FABRICS								
		A	B	1	2	3	4	5	6	7	8	9
7510	8261	11182	12100	8326	8581	8836	9091	9346	9601	9856	10111	10366

METAL FINISHES	Standard in Powder Coat Stainless Steel	add 635	Yardage requirement includes upholstered privacy panel.
SOLID WORK SURFACE	Standard in Ash Walnut	add 458	GSA SIN 33721 ✓ SCS Certified Indoor Advantage Gold See Materials & Finishes on page 87

1925-62HPMS



1925-64HPMS



1925-67

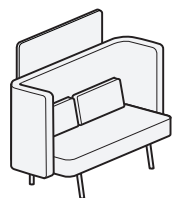
Mid Back, Sofa, 1/2 Arms

Upholstery		yds	sqft
Single Upholstery		8.75	158
Multiple Upholstery	Body, Seat Cushion	8.5	153
	Lumbar Cushion	1.5	27

Outer Width	68"
Outer Depth	28"
Outer Height	43"
Seat Height	17.5"
Seat Depth	20"
Arm Height	43"
Width between Arms	60"
Carton Weight	195 lbs
Carton Volume	59 cu ft

COM	COL	MB LEATHER		GRADE-IN FABRICS								
		A	B	1	2	3	4	5	6	7	8	9
4284	4712	6804	7434	4844	5019	5194	5369	5544	5719	5894	6069	6244

METAL FINISHES	Standard in Powder Coat Stainless Steel	add 390	GSA SIN 33721
			✓ SCS Certified Indoor Advantage Gold
			See Materials & Finishes on page 87



1925-67HP

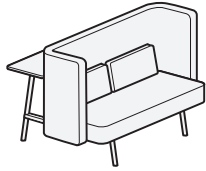
Mid Back, Sofa, 1/2 Arms, High Privacy Panel

Upholstery		yds	sqft
Single Upholstery		11.75	212
Outer Width		68"	
Outer Depth		30"	
Outer Height		53"	
Seat Height		17.5"	
Seat Depth		20"	
Arm Height		43"	
Width between Arms		60"	
Carton Weight		215 lbs	
Carton Volume		72 cu ft	

COM	COL	MB LEATHER		GRADE-IN FABRICS								
		A	B	1	2	3	4	5	6	7	8	9
4787	5266	8171	9017	5539	5774	6009	6244	6479	6714	6949	7184	7419

METAL FINISHES	Standard in Powder Coat Stainless Steel	add 390	Yardage requirement includes upholstered privacy panel.
			GSA SIN 33721
			✓ SCS Certified Indoor Advantage Gold
			See Materials & Finishes on page 87

MEDINAH



1925-67LS

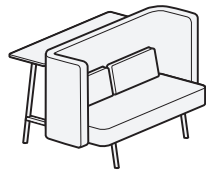
Mid Back, Sofa, 1/2 Arms, Desk Surface

Single Upholstery	yds	sqft
	8.75	158

Outer Width	68"	
Outer Depth	47"	
Outer Height	43"	
Seat Height	17.5"	
Seat Depth	20"	
Arm Height	43"	
Width between Arms	60"	
Carton Weight	235 lbs	
Carton Volume	90 cu ft	

COM	COL	MB LEATHER		GRADE-IN FABRICS								
		A	B	1	2	3	4	5	6	7	8	9
7276	8004	9796	10426	7836	8011	8186	8361	8536	8711	8886	9061	9236

METAL FINISHES	Standard in Powder Coat Stainless Steel	add	635	GSA SIN 33721
				✓ SCS Certified Indoor Advantage Gold
SOLID WORK SURFACE	Standard in Ash Walnut	add	458	See Materials & Finishes on page 87



1925-67MS

Mid Back, Sofa, 1/2 Arms, Counter Surface

Single Upholstery	yds	sqft
	8.75	158


Outer Width	68"	
Outer Depth	47"	
Outer Height	43"	
Seat Height	17.5"	
Seat Depth	20"	
Arm Height	43"	
Width between Arms	60"	
Carton Weight	240 lbs	
Carton Volume	90 cu ft	

COM	COL	MB LEATHER		GRADE-IN FABRICS								
		A	B	1	2	3	4	5	6	7	8	9
7279	8007	9799	10429	7839	8014	8189	8364	8539	8714	8889	9064	9239

METAL FINISHES	Standard in Powder Coat Stainless Steel	add	635	GSA SIN 33721
				✓ SCS Certified Indoor Advantage Gold
SOLID WORK SURFACE	Standard in Ash Walnut	add	458	See Materials & Finishes on page 87

MEDINAH

Martin / Bratrud



1925-67HPLS


Mid Back, Sofa, 1/2 Arms, Desk Surface, High Privacy Panel

Single Upholstery	yds	sqft
	11.75	212

Outer Width	68"	
Outer Depth	49"	
Outer Height	43"	
Seat Height	17.5"	
Seat Depth	20"	
Arm Height	43"	
Width between Arms	60"	
Carton Weight	250 lbs	
Carton Volume	93 cu ft	

COM	COL	MB LEATHER		GRADE-IN FABRICS								
		A	B	1	2	3	4	5	6	7	8	9
7795	8575	11179	12025	8547	8782	9017	9252	9487	9722	9957	10192	10427

METAL FINISHES	Standard in Powder Coat Stainless Steel	add 635	Yardage requirement includes upholstered privacy panel.
SOLID WORK SURFACE	Standard in Ash Walnut	add 458	GSA SIN 33721 ✓ SCS Certified Indoor Advantage Gold See Materials & Finishes on page 87



1925-67HPMS


Mid Back, Sofa, 1/2 Arms, Counter Surface, High Privacy Panel

Single Upholstery	yds	sqft
	11.75	212

Outer Width	68"	
Outer Depth	49"	
Outer Height	43"	
Seat Height	17.5"	
Seat Depth	20"	
Arm Height	43"	
Width between Arms	60"	
Carton Weight	270 lbs	
Carton Volume	93 cu ft	

COM	COL	MB LEATHER		GRADE-IN FABRICS								
		A	B	1	2	3	4	5	6	7	8	9
7873	8660	11257	12103	8625	8860	9095	9330	9565	9800	10035	10270	10505

METAL FINISHES	Standard in Powder Coat Stainless Steel	add 635	Yardage requirement includes upholstered privacy panel.
SOLID WORK SURFACE	Standard in Ash Walnut	add 458	GSA SIN 33721 ✓ SCS Certified Indoor Advantage Gold See Materials & Finishes on page 87



1925-68


Mid Back, Sofa, Full Arms

Single Upholstery		yds	sqft
		11	198
Multiple Upholstery	Body, Seat Cushion	10.5	189
	Lumbar Cushion	1.5	27

Outer Width	68"
Outer Depth	28"
Outer Height	43"
Seat Height	17.5"
Seat Depth	20"
Arm Height	43"
Width between Arms	60"
Carton Weight	205 lbs
Carton Volume	58 cu ft

COM	COL	MB LEATHER		GRADE-IN FABRICS								
		A	B	1	2	3	4	5	6	7	8	9
4452	4897	7620	8412	5156	5376	5596	5816	6036	6256	6476	6696	6916

METAL FINISHES	Standard in Powder Coat Stainless Steel	add 390	GSA SIN 33721
			✓ SCS Certified Indoor Advantage Gold
			See Materials & Finishes on page 87



1925-68HP

Mid Back, Sofa, Single Seat, 2 Lumbars, Full Arm, High Privacy Panel

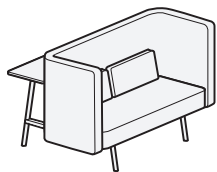
Single Upholstery		yds	sqft
		14	252
Outer Width	68"		
Outer Depth	30"		
Outer Height	43"		
Seat Height	18.5"		
Seat Depth	20"		
Arm Height	43"		
Width between Arms	60"		
Carton Weight	225 lbs		
Carton Volume	59 cu ft		

COM	COL	MB LEATHER		GRADE-IN FABRICS								
		A	B	1	2	3	4	5	6	7	8	9
4962	5458	8994	10002	5858	6138	6418	6698	6978	7258	7538	7818	8098

METAL FINISHES	Standard in Powder Coat Stainless Steel	add 390	Yardage requirement includes upholstered privacy panel.
			GSA SIN 33721
			✓ SCS Certified Indoor Advantage Gold
			See Materials & Finishes on page 87

MEDINAH

Martin
/ Brattrud



1925-68LS

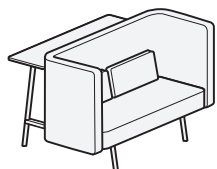
Mid Back, Sofa, Full Arms, Desk Surface

Single Upholstery	yds	sqft
	11	198

Outer Width		68"
Outer Depth		47"
Outer Height		43"
Seat Height		17.5"
Seat Depth		20"
Arm Height		43"
Width between Arms		60"
Carton Weight		245 lbs
Carton Volume		90 cu ft

COM	COL	MB LEATHER		GRADE-IN FABRICS								
		A	B	1	2	3	4	5	6	7	8	9
7349	8084	10517	11309	8053	8273	8493	8713	8933	9153	9373	9593	9813

METAL FINISHES	Standard in Powder Coat Stainless Steel	add	635	GSA SIN 33721
				✓ SCS Certified Indoor Advantage Gold
SOLID WORK SURFACE	Standard in Ash Walnut	add	458	See Materials & Finishes on page 87



1925-68MS

Mid Back, Sofa, Full Arms, Counter Surface


Single Upholstery	yds	sqft
	11	198

Outer Width		68"
Outer Depth		47"
Outer Height		43"
Seat Height		17.5"
Seat Depth		20"
Arm Height		43"
Width between Arms		60"
Carton Weight		250 lbs
Carton Volume		90 cu ft

COM	COL	MB LEATHER		GRADE-IN FABRICS								
		A	B	1	2	3	4	5	6	7	8	9
7412	8153	10580	11372	8116	8336	8556	8776	8996	9216	9436	9656	9876

METAL FINISHES	Standard in Powder Coat Stainless Steel	add	635	GSA SIN 33721
				✓ SCS Certified Indoor Advantage Gold
SOLID WORK SURFACE	Standard in Ash Walnut	add	458	See Materials & Finishes on page 87

MEDINAH



1925-68HPLS


Mid Back, Sofa, Full Arms, Desk Surface, High Privacy Panel

Single Upholstery	yds	sqft
	14	252

Outer Width		68"
Outer Depth		49"
Outer Height		53"
Seat Height		17.5"
Seat Depth		20"
Arm Height		43"
Width between Arms		60"
Carton Weight		260 lbs
Carton Volume		114 cu ft

COM	COL	MB LEATHER		GRADE-IN FABRICS								
		A	B	1	2	3	4	5	6	7	8	9
10262	11288	14294	15302	11158	11438	11718	11998	12278	12558	12838	13118	13398

METAL FINISHES	Standard in Powder Coat Stainless Steel	add	635	Yardage requirement includes upholstered privacy panel.
SOLID WORK SURFACE	Standard in Ash Walnut	add	458	GSA SIN 33721 ✓ SCS Certified Indoor Advantage Gold See Materials & Finishes on page 87



1925-68HPMS


Mid Back, Sofa, Full Arms, Counter Surface, High Privacy Panel

Single Upholstery	yds	sqft
	14	252

Outer Width		68"
Outer Depth		49"
Outer Height		53"
Seat Height		17.5"
Seat Depth		20"
Arm Height		43"
Width between Arms		60"
Carton Weight		280 lbs
Carton Volume		114 cu ft

COM	COL	MB LEATHER		GRADE-IN FABRICS								
		A	B	1	2	3	4	5	6	7	8	9
10371	11408	14403	15411	11267	11547	11827	12107	12387	12667	12947	13227	13507

METAL FINISHES	Standard in Powder Coat Stainless Steel	add	635	Yardage requirement includes upholstered privacy panel.
SOLID WORK SURFACE	Standard in Ash Walnut	add	458	GSA SIN 33721 ✓ SCS Certified Indoor Advantage Gold See Materials & Finishes on page 87



1925-70

Mid Back, 30° Angled Sofa, Armless

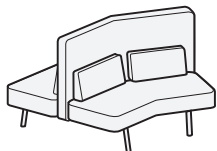
Single Upholstery		yds	sqft
		8.25	149

Multiple Upholstery	Body, Seat Cushion	8	144
	Lumbar Cushion	1.5	27

Outer Width	63"
Outer Depth	39.5"
Outer Height	43"
Seat Height	17.5"
Seat Depth	20"
Arm Height	43"
Carton Weight	185 lbs
Carton Volume	74 cu ft

COM	COL	MB LEATHER		GRADE-IN FABRICS								
		A	B	1	2	3	4	5	6	7	8	9
4676	5144	7052	7646	5204	5369	5534	5699	5864	6029	6194	6359	6524

METAL FINISHES	Standard in Powder Coat Stainless Steel	add 390	GSA SIN 33721
			✓ SCS Certified Indoor Advantage Gold
			See Materials & Finishes on page 87



1925-70BTB

Mid Back, 30° Angled Sofa, Back-to-Back, Armless


Single Upholstery		yds	sqft
		11.75	212

Multiple Upholstery	Body, Seat Cushion	11.5	207
	Lumbar Cushion	3	54

Outer Width	73"
Outer Depth	63"
Outer Height	43"
Seat Height	17.5"
Seat Depth	20"
Carton Weight	340 lbs
Carton Volume	133 cu ft

COM	COL	MB LEATHER		GRADE-IN FABRICS								
		A	B	1	2	3	4	5	6	7	8	9
8851	9736	12235	13081	9603	9838	10073	10308	10543	10778	11013	11248	11483

METAL FINISHES	Standard in Powder Coat Stainless Steel	add 442	GSA SIN 33721
			✓ SCS Certified Indoor Advantage Gold
			See Materials & Finishes on page 87



1925-80

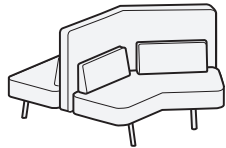
Mid Back, 45° Angled Sofa, Armless

Single Upholstery		yds	sqft
		8.25	149
Multiple Upholstery	Body, Seat Cushion	8	144
	Lumbar Cushion	1.5	27

Outer Width	63"
Outer Depth	43"
Outer Height	43"
Seat Height	17.5"
Seat Depth	20"
Carton Weight	205 lbs
Carton Volume	80 cu ft

COM	COL	MB LEATHER		GRADE-IN FABRICS								
		A	B	1	2	3	4	5	6	7	8	9
4745	5220	7121	7715	5273	5438	5603	5768	5933	6098	6263	6428	6593

METAL FINISHES	Standard in Powder Coat Stainless Steel	add	390	GSA SIN 33721
				✓ SCS Certified Indoor Advantage Gold
				See Materials & Finishes on page 87



1925-80BTB

Mid Back, 45° Angled Sofa, Back-to-Back, Armless

Single Upholstery		yds	sqft
		11.75	212
Multiple Upholstery	Body, Seat Cushion	11.5	207
	Lumbar Cushion	3	54

Outer Width	79"
Outer Depth	66.5"
Outer Height	43"
Seat Height	17.5"
Seat Depth	20"
Carton Weight	350 lbs
Carton Volume	151 cu ft

COM	COL	MB LEATHER		GRADE-IN FABRICS								
		A	B	1	2	3	4	5	6	7	8	9
9073	9980	12457	13303	9825	10060	10295	10530	10765	11000	11235	11470	11705

METAL FINISHES	Standard in Powder Coat Stainless Steel	add	442	GSA SIN 33721
				✓ SCS Certified Indoor Advantage Gold
				See Materials & Finishes on page 87



1926-20

High Back, Armless Chair


Single Upholstery		yds	sqft
		5.25	95

Multiple Upholstery	Body, Seat Cushion	5	90
	Lumbar Cushion	1.75	32

Outer Width	34"
Outer Depth	28"
Outer Height	54"
Seat Height	17.5"
Seat Depth	20"
Carton Weight	120 lbs
Carton Volume	37 cu ft

COM	COL	MB LEATHER		GRADE-IN FABRICS								
		A	B	1	2	3	4	5	6	7	8	9
2871	3158	4383	4761	3207	3312	3417	3522	3627	3732	3837	3942	4047

METAL FINISHES	Standard in Powder Coat Stainless Steel	add 390	GSA SIN 33721
			✓ SCS Certified Indoor Advantage Gold
			See Materials & Finishes on page 87



1926-20BTB

High Back, Armless Chair, Back-to-Back

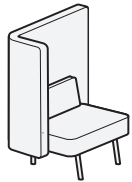
Single Upholstery		yds	sqft
		6.75	122

Multiple Upholstery	Body, Seat Cushion	6.5	117
	Lumbar Cushion	3.5	63

Outer Width	34"
Outer Depth	52"
Outer Height	54"
Seat Height	17.5"
Seat Depth	20"
Carton Weight	215 lbs
Carton Volume	67 cu ft

COM	COL	MB LEATHER		GRADE-IN FABRICS								
		A	B	1	2	3	4	5	6	7	8	9
4807	5288	6751	7237	5239	5374	5509	5644	5779	5914	6049	6184	6319

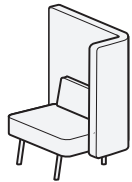
METAL FINISHES	Standard in Powder Coat Stainless Steel	add 442	GSA SIN 33721
			✓ SCS Certified Indoor Advantage Gold
			See Materials & Finishes on page 87



1926-21

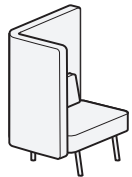
High Back, Chair, 1/2 Arm

Single Upholstery		yds	sqft
		6.75	122
Multiple Upholstery	Body, Seat Cushion	6.5	117
	Lumbar Cushion	1.75	32



1926-23


Outer Width	38"
Outer Depth	28"
Outer Height	54"
Seat Height	17.5"
Seat Depth	20"
Arm Height	54"
Carton Weight	165 lbs
Carton Volume	41 cu ft



1926-22

High Back, Chair, Full Arm

Single Upholstery		yds	sqft
		7.75	140
Multiple Upholstery	Body, Seat Cushion	7.5	135
	Lumbar Cushion	1.75	32



1926-24

Outer Width	38"
Outer Depth	28"
Outer Height	54"
Seat Height	17.5"
Seat Depth	20"
Arm Height	54"
Carton Weight	65 lbs
Carton Volume	41 cu ft

COM	COL	MB LEATHER		GRADE-IN FABRICS								
		A	B	1	2	3	4	5	6	7	8	9
3192	3511	5136	5622	3624	3759	3894	4029	4164	4299	4434	4569	4704

METAL FINISHES Standard in Powder Coat Stainless Steel add **390**

GSA SIN 33721

✓ SCS Certified Indoor Advantage Gold

See [Materials & Finishes](#) on page 87

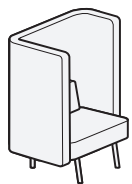
COM	COL	MB LEATHER		GRADE-IN FABRICS								
		A	B	1	2	3	4	5	6	7	8	9
3318	3650	5550	6108	3814	3969	4124	4279	4434	4589	4744	4899	5054

METAL FINISHES Standard in Powder Coat Stainless Steel add **390**

GSA SIN 33721

✓ SCS Certified Indoor Advantage Gold

See [Materials & Finishes](#) on page 87




1926-25

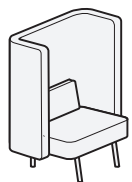
High Back, Wide Chair, Full Arm and 1/2 Arm

Single Upholstery	yds	sqft
	9	162

Outer Width		46"
Outer Depth		28"
Outer Height		54"
Seat Height		18.5"
Seat Depth		20"
Carton Weight		180 lbs
Carton Volume		46 cu ft



1926-26



1926-27

High Back, Chair, 1/2 Arms

Single Upholstery	yds	sqft
	6.75	122

Multiple Upholstery	Body, Seat Cushion	6.5 117
	Lumbar Cushion	1.75 32


Outer Width		42"
Outer Depth		28"
Outer Height		54"
Seat Height		17.5"
Seat Depth		20"
Arm Height		54"
Width between Arms		34"
Carton Weight		175 lbs
Carton Volume		46 cu ft

COM	COL	MB LEATHER		GRADE-IN FABRICS								
		A	B	1	2	3	4	5	6	7	8	9
3807	4188	6399	7047	4383	4563	4743	4923	5103	5283	5463	5643	5823

METAL FINISHES	Standard in Powder Coat											GSA SIN 33721
	Stainless Steel						add	390				✓ SCS Certified Indoor Advantage Gold
												See Materials & Finishes on page 87

COM	COL	MB LEATHER		GRADE-IN FABRICS								
		A	B	1	2	3	4	5	6	7	8	9
3557	3913	5501	5987	3989	4124	4259	4394	4529	4664	4799	4934	5069

METAL FINISHES	Standard in Powder Coat											GSA SIN 33721
	Stainless Steel						add	390				✓ SCS Certified Indoor Advantage Gold
												See Materials & Finishes on page 87



1926-28

High Back, Chair, Full Arms

Single Upholstery yds sqft
9.25 167

Multiple Upholstery Body, Seat Cushion 9 162
 Lumbar Cushion 1.75 32

Outer Width 42"
 Outer Depth 28"
 Outer Height 54"
 Seat Height 17.5"
 Seat Depth 20"
 Arm Height 54"
 Width between Arms 34"
 Carton Weight 190 lbs
 Carton Volume 46 cu ft

COM	COL	MB LEATHER		GRADE-IN FABRICS								
		A	B	1	2	3	4	5	6	7	8	9
3731	4104	6395	7061	4323	4508	4693	4878	5063	5248	5433	5618	5803

METAL FINISHES Standard in Powder Coat Stainless Steel add 390

GSA SIN 33721

✓ SCS Certified Indoor Advantage Gold

See [Materials & Finishes](#) on page 87



1926-30

High Back, Wide Chair, Armless

Single Upholstery yds sqft
5.5 99

Multiple Upholstery Body, Seat Cushion 5.25 95
 Lumbar Cushion 2 36

Outer Width 38"
 Outer Depth 28"
 Outer Height 54"
 Seat Height 17.5"
 Seat Depth 20"
 Carton Weight 130 lbs
 Carton Volume 41 cu ft


COM	COL	MB LEATHER		GRADE-IN FABRICS								
		A	B	1	2	3	4	5	6	7	8	9
3048	3353	4632	5028	3400	3510	3620	3730	3840	3950	4060	4170	4280

METAL FINISHES Standard in Powder Coat Stainless Steel add 390

GSA SIN 33721

✓ SCS Certified Indoor Advantage Gold

See [Materials & Finishes](#) on page 87



1926-30BTB

High Back, Wide Chair, Back-to-Back, Armless

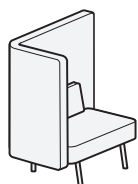
Single Upholstery yds sqft
7 126

Multiple Upholstery Body, Seat Cushion 6.75 122
Lumbar Cushion 3.75 68

Outer Width 38"
Outer Depth 52"
Outer Height 54"
Seat Height 17.5"
Seat Depth 20"
Carton Weight 225 lbs
Carton Volume 74 cu ft

COM	COL	MB LEATHER		GRADE-IN FABRICS								
		A	B	1	2	3	4	5	6	7	8	9
5221	5743	7237	7741	5669	5809	5949	6089	6229	6369	6509	6649	6789

METAL FINISHES Standard in Powder Coat Stainless Steel add 442 GSA SIN 33721
✓ SCS Certified Indoor Advantage Gold
See [Materials & Finishes](#) on page 87



1926-32

High Back, Wide Chair, Full Arm

Single Upholstery yds sqft
8 144

Multiple Upholstery Body, Seat Cushion 7.75 140
Lumbar Cushion 2 36

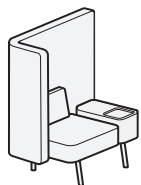
Outer Width 42"
Outer Depth 28"
Outer Height 54"
Seat Height 17.5"
Seat Depth 20"
Arm Height 54"
Carton Weight 170 lbs
Carton Volume 46 cu ft

COM	COL	MB LEATHER		GRADE-IN FABRICS								
		A	B	1	2	3	4	5	6	7	8	9
3450	3795	5754	6330	3962	4122	4282	4442	4602	4762	4922	5082	5242


METAL FINISHES Standard in Powder Coat Stainless Steel add 390 GSA SIN 33721
✓ SCS Certified Indoor Advantage Gold
See [Materials & Finishes](#) on page 87



1926-34



1926-31ET



1926-33ET

High Back, Wide Chair, 1/2 Arm, Jetty Sidecar Table

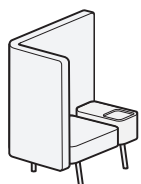
Single Upholstery	yds	sqft
	8	144

Outer Width		46.5"
Outer Depth		28"
Outer Height		54"
Seat Height		18.5"
Seat Depth		20"
Carton Volume		48 cu ft


COM	COL	MB LEATHER		GRADE-IN FABRICS								
		A	B	1	2	3	4	5	6	7	8	9
8292	9121	10596	11172	8804	8964	9124	9284	9444	9604	9764	9924	10084

METAL FINISHES Standard in Powder Coat Stainless Steel add **390** See Power Options Worksheet.

JETTY SIDECAR TABLE Standard in Corian® in Glacier White Corian® in Carbon or Concrete add **229** GSA SIN 33721 ✓ SCS Certified Indoor Advantage Gold See [Materials & Finishes](#) on page 87



1926-32ET



1926-34ET

High Back, Wide Chair, Full Arm, Jetty Sidecar Table


Single Upholstery	yds	sqft
	8.5	153

Outer Width		46.5"
Outer Depth		28"
Outer Height		54"
Seat Height		18.5"
Seat Depth		20"
Carton Volume		48 cu ft

COM	COL	MB LEATHER		GRADE-IN FABRICS								
		A	B	1	2	3	4	5	6	7	8	9
8435	9279	10883	11495	8979	9149	9319	9489	9659	9829	9999	10169	10339

METAL FINISHES Standard in Powder Coat Stainless Steel add **390** See Power Options Worksheet.

JETTY SIDECAR TABLE Standard in Corian® in Glacier White Corian® in Carbon or Concrete add **229** GSA SIN 33721 ✓ SCS Certified Indoor Advantage Gold See [Materials & Finishes](#) on page 87



1926-32LSA


High Back, Wide Chair, Full Arm, Asym Work Surface

Single Upholstery	yds	sqft
	8	144

Outer Width		42"
Outer Depth		28"
Outer Height		54"
Seat Height		18.5"
Seat Depth		20"
Carton Weight		230 lbs
Carton Volume		43 cu ft

COM	COL	MB LEATHER		GRADE-IN FABRICS								
		A	B	1	2	3	4	5	6	7	8	9
6304	6934	8608	9184	6816	6976	7136	7296	7456	7616	7776	7936	8096

METAL FINISHES	Standard in Powder Coat Stainless Steel	add	614	GSA SIN 33721
SOLID WORK SURFACE	Standard in Ash Walnut	add	458	✓ SCS Certified Indoor Advantage Gold
				See Materials & Finishes on page 87



1926-34LSA

High Back, Wide Chair, 1/2 Arms


Single Upholstery	yds	sqft	
	7	126	

Multiple Upholstery	Body, Seat Cushion	6.75	122
	Lumbar Cushion	2	36

COM	COL	MB LEATHER		GRADE-IN FABRICS								
		A	B	1	2	3	4	5	6	7	8	9
3599	3959	5615	6119	4047	4187	4327	4467	4607	4747	4887	5027	5167

METAL FINISHES	Standard in Powder Coat Stainless Steel	add	390	GSA SIN 33721
				✓ SCS Certified Indoor Advantage Gold
				See Materials & Finishes on page 87

Outer Width		46"
Outer Depth		28"
Outer Height		54"
Seat Height		17.5"
Seat Depth		20"
Arm Height		54"
Width between Arms		38"
Carton Weight		185 lbs
Carton Volume		50 cu ft




1926-38

High Back, Wide Chair, Full Arms

Single Upholstery		yds	sqft
		9.5	171

Multiple Upholstery	Body, Seat Cushion	9.25	167
	Lumbar Cushion	2	36

Outer Width	46"
Outer Depth	28"
Outer Height	54"
Seat Height	17.5"
Seat Depth	20"
Arm Height	54"
Width between Arms	38"
Carton Weight	190 lbs
Carton Volume	50 cu ft



1926-60

High Back, Armless Sofa

Single Upholstery		yds	sqft
		9.75	176

Multiple Upholstery	Body, Seat Cushion	9.5	171
	Lumbar Cushion	1.75	32

Outer Width	60"
Outer Depth	28"
Outer Height	54"
Seat Height	17.5"
Seat Depth	20"
Carton Weight	192 lbs
Carton Volume	65 cu ft

COM	COL	MB LEATHER		GRADE-IN FABRICS								
		A	B	1	2	3	4	5	6	7	8	9
3710	4081	6446	7130	4318	4508	4698	4888	5078	5268	5458	5648	5838

METAL FINISHES Standard in Powder Coat Stainless Steel add **390**

GSA SIN 33721

✓ SCS Certified Indoor Advantage Gold

See [Materials & Finishes](#) on page 87

COM	COL	MB LEATHER		GRADE-IN FABRICS								
		A	B	1	2	3	4	5	6	7	8	9
4151	4566	6959	7661	4775	4970	5165	5360	5555	5750	5945	6140	6335

METAL FINISHES Standard in Powder Coat Stainless Steel add **390**


GSA SIN 33721

✓ SCS Certified Indoor Advantage Gold

See [Materials & Finishes](#) on page 87

MEDINAH

Martin
/ Bratrud



1926-60BTB

High Back, Armless Sofa, Back-to-Back


Single Upholstery		yds	sqft
		13.25	239

Multiple Upholstery	Body, Seat Cushion	13	234
	Lumbar Cushion	3.5	63

Outer Width	60"
Outer Depth	52"
Outer Height	54"
Seat Height	17.5"
Seat Depth	20"
Carton Weight	280 lbs
Carton Volume	116 cu ft

COM	COL	MB LEATHER		GRADE-IN FABRICS								
		A	B	1	2	3	4	5	6	7	8	9
7405	8146	11221	12175	8253	8518	8783	9048	9313	9578	9843	10108	10373

METAL FINISHES	Standard in Powder Coat Stainless Steel	add 442	GSA SIN 33721 ✓ SCS Certified Indoor Advantage Gold See Materials & Finishes on page 87
----------------	--	----------------	---



1926-60LS

High Back, Armless Sofa, Desk Surface

Single Upholstery		yds	sqft
		9.75	176


Outer Width	60"
Outer Depth	47"
Outer Height	54"
Seat Height	17.5"
Seat Depth	20"
Carton Weight	210 lbs
Carton Volume	105 cu ft

COM	COL	MB LEATHER		GRADE-IN FABRICS								
		A	B	1	2	3	4	5	6	7	8	9
7166	7883	9974	10676	7790	7985	8180	8375	8570	8765	8960	9155	9350

METAL FINISHES	Standard in Powder Coat Stainless Steel	add 635	GSA SIN 33721 ✓ SCS Certified Indoor Advantage Gold
SOLID WORK SURFACE	Standard in Ash Walnut	add 458	See Materials & Finishes on page 87

MEDINAH

Martin / Bratrud



1926-60MS


High Back, Armless Sofa, Counter Surface

Single Upholstery	yds	sqft
	9.75	176

Outer Width	60"	
Outer Depth	47"	
Outer Height	54"	
Seat Height	17.5"	
Seat Depth	20"	
Carton Weight	208 lbs	
Carton Volume	99 cu ft	

COM	COL	MB LEATHER		GRADE-IN FABRICS								
		A	B	1	2	3	4	5	6	7	8	9
7272	7999	10080	10782	7896	8091	8286	8481	8676	8871	9066	9261	9456

METAL FINISHES	Standard in Powder Coat Stainless Steel	add 635	GSA SIN 33721
SOLID WORK SURFACE	Standard in Ash Walnut	add 458	✓ SCS Certified Indoor Advantage Gold See Materials & Finishes on page 87



1926-60HS

High Back, Armless Sofa, Communal Surface


Single Upholstery	yds	sqft
	9.75	176

Outer Width	60"	
Outer Depth	47"	
Outer Height	54"	
Seat Height	17.5"	
Seat Depth	20"	
Carton Weight	210 lbs	
Carton Volume	99 cu ft	

COM	COL	MB LEATHER		GRADE-IN FABRICS								
		A	B	1	2	3	4	5	6	7	8	9
7402	8142	10210	10912	8026	8221	8416	8611	8806	9001	9196	9391	9586

METAL FINISHES	Standard in Powder Coat Stainless Steel	add 635	GSA SIN 33721
SOLID WORK SURFACE	Standard in Ash Walnut	add 458	✓ SCS Certified Indoor Advantage Gold See Materials & Finishes on page 87

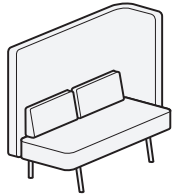
MEDINAH



1926-61

High Back, Sofa, 1/2 Arm

Upholstery		yds	sqft
Single Upholstery		9.75	176
Multiple Upholstery	Body, Seat Cushion	9.5	171
	Lumbar Cushion	1.75	32



1926-63

Outer Width	64"
Outer Depth	28"
Outer Height	54"
Seat Height	17.5"
Seat Depth	20"
Carton Weight	195 lbs
Carton Volume	69 cu ft


COM	COL	MB LEATHER		GRADE-IN FABRICS								
		A	B	1	2	3	4	5	6	7	8	9
4469	4916	7277	7979	5093	5288	5483	5678	5873	6068	6263	6458	6653

METAL FINISHES	Standard in Powder Coat Stainless Steel	add	390
----------------	--	-----	-----

GSA SIN 33721

✓ SCS Certified Indoor Advantage Gold


See [Materials & Finishes](#) on page 87



1926-61LS

High Back, Sofa, 1/2 Arm, Desk Surface

Upholstery		yds	sqft
Single Upholstery		9.75	176
Outer Width	64"		
Outer Depth	47"		
Outer Height	54"		
Seat Height	17.5"		
Seat Depth	24"		
Carton Weight	210 lbs		
Carton Volume	105 cu ft		



1926-63LS

COM	COL	MB LEATHER		GRADE-IN FABRICS								
		A	B	1	2	3	4	5	6	7	8	9
7458	8204	10266	10968	8082	8277	8472	8667	8862	9057	9252	9447	9642

METAL FINISHES	Standard in Powder Coat Stainless Steel	add	635
----------------	--	-----	-----


GSA SIN 33721

✓ SCS Certified Indoor Advantage Gold


SOLID WORK SURFACE	Standard in Ash Walnut	add	458
--------------------	---------------------------	-----	-----

See [Materials & Finishes](#) on page 87

MEDINAH



1926-61MS



1926-63MS

High Back, Sofa, 1/2 Arm, Counter Surface

Single Upholstery	yds	sqft
	9.75	176

Outer Width	64"	
Outer Depth	47"	
Outer Height	54"	
Seat Height	17.5"	
Seat Depth	20"	
Carton Weight	220 lbs	
Carton Volume	105 cu ft	

COM	COL	MB LEATHER		GRADE-IN FABRICS									
		A	B	1	2	3	4	5	6	7	8	9	
7517	8269	10325	11027	8141	8336	8531	8726	8921	9116	9311	9506	9701	
METAL FINISHES		Standard in Powder Coat Stainless Steel						add 635			GSA SIN 33721		
SOLID WORK SURFACE		Standard in Ash Walnut						add 458			✓ SCS Certified Indoor Advantage Gold		
See Materials & Finishes on page 87													


High Back, Sofa, 1/2 Arm, Communal Surface

Single Upholstery	yds	sqft
	9.75	176


Outer Width	64"	
Outer Depth	47"	
Outer Height	54"	
Seat Height	17.5"	
Seat Depth	20"	
Carton Weight	225 lbs	
Carton Volume	105 cu ft	

COM	COL	MB LEATHER		GRADE-IN FABRICS									
		A	B	1	2	3	4	5	6	7	8	9	
7590	8349	10398	11100	8214	8409	8604	8799	8994	9189	9384	9579	9774	
METAL FINISHES		Standard in Powder Coat Stainless Steel						add 635			GSA SIN 33721		
SOLID WORK SURFACE		Standard in Ash Walnut						add 458			✓ SCS Certified Indoor Advantage Gold		
See Materials & Finishes on page 87													

MEDINAH



1926-62



1926-64


High Back, Sofa, Full Arm

Single Upholstery	yds	sqft
	11.75	212


Outer Width		64"
Outer Depth		28"
Outer Height		54"
Seat Height		17.5"
Seat Depth		20"
Carton Weight		200 lbs
Carton Volume		69 cu ft

COM	COL	MB LEATHER		GRADE-IN FABRICS								
		A	B	1	2	3	4	5	6	7	8	9
4566	5023	7950	8796	5318	5553	5788	6023	6258	6493	6728	6963	7198

METAL FINISHES	Standard in Powder Coat	Stainless Steel	add	390	GSA SIN 33721
					✓ SCS Certified Indoor Advantage Gold
					See Materials & Finishes on page 87



1926-62LS



1926-64LS

High Back, Sofa, Full Arm, Desk Surface


Single Upholstery	yds	sqft
	9.75	176

Outer Width		64"
Outer Depth		47"
Outer Height		54"
Seat Height		17.5"
Seat Depth		20"
Arm Height		54"
Carton Weight		215 lbs
Carton Volume		112 cu ft

COM	COL	MB LEATHER		GRADE-IN FABRICS								
		A	B	1	2	3	4	5	6	7	8	9
7569	8326	10377	11079	8193	8388	8583	8778	8973	9168	9363	9558	9753

METAL FINISHES	Standard in Powder Coat	Stainless Steel	add	635	GSA SIN 33721
					✓ SCS Certified Indoor Advantage Gold
SOLID WORK SURFACE	Standard in Ash	Walnut	add	458	See Materials & Finishes on page 87

MEDINAH




1926-62MS

High Back, Sofa, Full Arm, Counter Surface

Single Upholstery	yds	sqft
	9.75	176

Outer Width	68"	
Outer Depth	47"	
Outer Height	51"	
Seat Height	17.5"	
Seat Depth	20"	
Arm Height	54"	
Carton Weight	230 lbs	
Carton Volume	112 cu ft	

COM	COL	MB LEATHER		GRADE-IN FABRICS									
		A	B	1	2	3	4	5	6	7	8	9	
7621	8383	10429	11131	8245	8440	8635	8830	9025	9220	9415	9610	9805	
METAL FINISHES		Standard in Powder Coat Stainless Steel						add 635			GSA SIN 33721		
SOLID WORK SURFACE		Standard in Ash Walnut						add 458			✓ SCS Certified Indoor Advantage Gold		
See Materials & Finishes on page 87													




1926-62HS

High Back, Sofa, Full Arm, Communal Surface

Single Upholstery	yds	sqft
	9.75	176

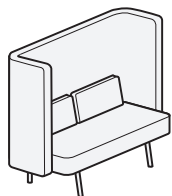
Outer Width	68"	
Outer Depth	47"	
Outer Height	51"	
Seat Height	17.5"	
Seat Depth	20"	
Arm Height	51"	
Carton Weight	230 lbs	
Carton Volume	112 cu ft	

COM	COL	MB LEATHER		GRADE-IN FABRICS									
		A	B	1	2	3	4	5	6	7	8	9	
7699	8469	10507	11209	8323	8518	8713	8908	9103	9298	9493	9688	9883	
METAL FINISHES		Standard in Powder Coat Stainless Steel						add 635			GSA SIN 33721		
SOLID WORK SURFACE		Standard in Ash Walnut						add 458			✓ SCS Certified Indoor Advantage Gold		
See Materials & Finishes on page 87													



1926-64HS

MEDINAH



1926-67

High Back, Sofa, 1/2 Arms


Single Upholstery yds sqft
9.75 176

Multiple Upholstery Body, Seat Cushion 9.5 171
 Lumbar Cushion 1.75 32

Outer Width **68"**
 Outer Depth **28"**
 Outer Height **54"**
 Seat Height **17.5"**
 Seat Depth **20"**
 Arm Height **54"**
 Width between Arms **60"**
 Carton Weight **205 lbs**
 Carton Volume **68 cu ft**

COM	COL	MB LEATHER		GRADE-IN FABRICS								
		A	B	1	2	3	4	5	6	7	8	9
4640	5104	7448	8150	5264	5459	5654	5849	6044	6239	6434	6629	6824

METAL FINISHES Standard in Powder Coat Stainless Steel add **390** GSA SIN 33721
 ✓ SCS Certified Indoor Advantage Gold
 See [Materials & Finishes](#) on page 87



1926-67LS


High Back, Sofa, 1/2 Arms, Desk Surface

Single Upholstery yds sqft
9.75 176

Outer Width **68"**
 Outer Depth **47"**
 Outer Height **54"**
 Seat Height **17.5"**
 Seat Depth **20"**
 Arm Height **54"**
 Width between Arms **60"**
 Carton Weight **220 lbs**
 Carton Volume **112 cu ft**

COM	COL	MB LEATHER		GRADE-IN FABRICS								
		A	B	1	2	3	4	5	6	7	8	9
7561	8317	10369	11071	8185	8380	8575	8770	8965	9160	9355	9550	9745

METAL FINISHES Standard in Powder Coat Stainless Steel add **635** GSA SIN 33721
 ✓ SCS Certified Indoor Advantage Gold
 SOLID WORK SURFACE Standard in Ash Walnut add **458** See [Materials & Finishes](#) on page 87



1926-67MS


High Back, Sofa, 1/2 Arm, Counter Surface

Single Upholstery	yds	sqft
	9.75	176

Outer Width		68"
Outer Depth		47"
Outer Height		54"
Seat Height		17.5"
Seat Depth		20"
Arm Height		24"
Width between Arms		50"
Carton Weight		230 lbs
Carton Volume		112 cu ft

COM	COL	MB LEATHER		GRADE-IN FABRICS								
		A	B	1	2	3	4	5	6	7	8	9
7717	8489	10525	11227	8341	8536	8731	8926	9121	9316	9511	9706	9901

METAL FINISHES	Standard in Powder Coat Stainless Steel	add	635	GSA SIN 33721
SOLID WORK SURFACE	Standard in Ash Walnut	add	458	✓ SCS Certified Indoor Advantage Gold
				See Materials & Finishes on page 87



1926-67HS


High Back, Sofa, 1/2 Arms, Communal Surface

Single Upholstery	yds	sqft
	9.75	176

Outer Width		68"
Outer Depth		47"
Outer Height		54"
Seat Height		17.5"
Seat Depth		20"
Arm Height		54"
Width between Arms		60"
Carton Weight		230 lbs
Carton Volume		112 cu ft

COM	COL	MB LEATHER		GRADE-IN FABRICS								
		A	B	1	2	3	4	5	6	7	8	9
7717	8489	10525	11227	8341	8536	8731	8926	9121	9316	9511	9706	9901

METAL FINISHES	Standard in Powder Coat Stainless Steel	add	635	GSA SIN 33721
SOLID WORK SURFACE	Standard in Ash Walnut	add	458	✓ SCS Certified Indoor Advantage Gold
				See Materials & Finishes on page 87



1926-68

High Back, Sofa, Full Arms


Single Upholstery		yds	sqft
		13.25	239

Multiple Upholstery	Body, Seat Cushion		
		13	234
	Lumbar Cushion	1.75	32

Outer Width	68"
Outer Depth	28"
Outer Height	54"
Seat Height	17.5"
Seat Depth	20"
Arm Height	54"
Width between Arms	60"
Carton Weight	220 lbs
Carton Volume	69 cu ft

		MB LEATHER		GRADE-IN FABRICS								
COM	COL	A	B	1	2	3	4	5	6	7	8	9
4868	5355	8684	9638	5716	5981	6246	6511	6776	7041	7306	7571	7836

METAL FINISHES	Standard in Powder Coat Stainless Steel		add 390	GSA SIN 33721
				✓ SCS Certified Indoor Advantage Gold
				See Materials & Finishes on page 87



1926-68LS

High Back, High Back Sofa, Full Arms, Desk Surface


Single Upholstery		yds	sqft
		13.25	239

Outer Width		68"	
Outer Depth		47"	
Outer Height		54"	
Seat Height		17.5"	
Seat Depth		20"	
Arm Height		54"	
Width between Arms		60"	
Carton Weight		225 lbs	
Carton Volume		112 cu ft	

		MB LEATHER		GRADE-IN FABRICS								
COM	COL	A	B	1	2	3	4	5	6	7	8	9
7789	8568	11605	12559	8637	8902	9167	9432	9697	9962	10227	10492	10757

METAL FINISHES	Standard in Powder Coat Stainless Steel		add 635	GSA SIN 33721
				✓ SCS Certified Indoor Advantage Gold
SOLID WORK SURFACE	Standard in Ash Walnut		add 458	See Materials & Finishes on page 87

MEDINAH



1926-68MS


High Back, Sofa, Full Arm, Counter Surface

Single Upholstery	yds	sqft
	13.25	239

Outer Width		68"
Outer Depth		47"
Outer Height		54"
Seat Height		17.5"
Seat Depth		20"
Arm Height		54"
Width between Arms		60"
Carton Weight		235 lbs
Carton Volume		112 cu ft

COM	COL	MB LEATHER		GRADE-IN FABRICS								
		A	B	1	2	3	4	5	6	7	8	9
7881	8669	11697	12651	8729	8994	9259	9524	9789	10054	10319	10584	10849

METAL FINISHES	Standard in Powder Coat Stainless Steel	add	635	GSA SIN 33721
				✓ SCS Certified Indoor Advantage Gold
SOLID WORK SURFACE	Standard in Ash Walnut	add	458	See Materials & Finishes on page 87



1926-68HS


High Back, Sofa, Full Arm, Communal Surface

Single Upholstery	yds	sqft
	13.25	239

Outer Width		68"
Outer Depth		47"
Outer Height		54"
Seat Height		17.5"
Seat Depth		20"
Arm Height		54"
Width between Arms		60"
Carton Weight		235 lbs
Carton Volume		112 cu ft

COM	COL	MB LEATHER		GRADE-IN FABRICS								
		A	B	1	2	3	4	5	6	7	8	9
7922	8714	11738	12692	8770	9035	9300	9565	9830	10095	10360	10625	10890

METAL FINISHES	Standard in Powder Coat Stainless Steel	add	635	GSA SIN 33721
				✓ SCS Certified Indoor Advantage Gold
SOLID WORK SURFACE	Standard in Ash Walnut	add	458	See Materials & Finishes on page 87



1926-70

High Back, 30° Angled Sofa, Armless

Single Upholstery		yds	sqft
		9.75	176

Multiple Upholstery	Body, Seat Cushion	9.5	171
	Lumbar Cushion	1.75	32

Outer Width	63"
Outer Depth	39.5"
Outer Height	54"
Seat Height	17.5"
Seat Depth	20"
Carton Weight	215 lbs
Carton Volume	92 cu ft


COM	COL	MB LEATHER		GRADE-IN FABRICS								
		A	B	1	2	3	4	5	6	7	8	9
4909	5400	7717	8419	5533	5728	5923	6118	6313	6508	6703	6898	7093

METAL FINISHES Standard in Powder Coat Stainless Steel add **390**

GSA SIN 33721

✓ SCS Certified Indoor Advantage Gold

See [Materials & Finishes](#) on page 87



1926-70BTB

High Back, 30° Angled Sofa, Back-to-Back, Armless

Single Upholstery		yds	sqft
		13.75	248

Multiple Upholstery	Body, Seat Cushion	13.5	243
	Lumbar Cushion	3.5	63

Outer Width	73"
Outer Depth	63"
Outer Height	54"
Seat Height	17.5"
Seat Depth	20"
Carton Weight	290 lbs
Carton Volume	165 cu ft


COM	COL	MB LEATHER		GRADE-IN FABRICS								
		A	B	1	2	3	4	5	6	7	8	9
9267	10194	13227	14217	10147	10422	10697	10972	11247	11522	11797	12072	12347

METAL FINISHES Standard in Powder Coat Stainless Steel add **442**

GSA SIN 33721

✓ SCS Certified Indoor Advantage Gold

See [Materials & Finishes](#) on page 87



1926-80

High Back, 45° Angled Sofa, Armless


Single Upholstery		yds	sqft
		9.75	176

Multiple Upholstery	Body, Seat Cushion	9.5	171
	Lumbar Cushion	1.75	32

Outer Width	63"
Outer Depth	43"
Outer Height	54"
Seat Height	17.5"
Seat Depth	20"
Carton Weight	220 lbs
Carton Volume	100 cu ft

COM	COL	MB LEATHER		GRADE-IN FABRICS								
		A	B	1	2	3	4	5	6	7	8	9
4972	5469	7780	8482	5596	5791	5986	6181	6376	6571	6766	6961	7156

METAL FINISHES	Standard in Powder Coat Stainless Steel	add 390	GSA SIN 33721
			✓ SCS Certified Indoor Advantage Gold
			See Materials & Finishes on page 87



1926-80BTB

High Back, 45° Angled Sofa, Back-to-Back, Armless

Single Upholstery		yds	sqft
		13.75	248

Multiple Upholstery	Body, Seat Cushion	13.5	243
	Lumbar Cushion	3.5	63

Outer Width	79"
Outer Depth	66.5"
Outer Height	54"
Seat Height	17.5"
Seat Depth	20"
Carton Weight	300 lbs
Carton Volume	187 cu ft

COM	COL	MB LEATHER		GRADE-IN FABRICS								
		A	B	1	2	3	4	5	6	7	8	9
9434	10377	13394	14384	10314	10589	10864	11139	11414	11689	11964	12239	12514

METAL FINISHES	Standard in Powder Coat Stainless Steel	add 442	GSA SIN 33721
			✓ SCS Certified Indoor Advantage Gold
			See Materials & Finishes on page 87



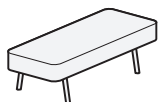
Bench, Round

1924-18CO

		yds	sqft
Single Upholstery		2.75	50

Multiple Upholstery	Cushion Top	1	18
	Base	2	36

Outer Width		18"	
Outer Depth		18"	
Outer Height		18"	
Seat Height		18"	
Carton Volume		5 cu ft	



Bench, Single Seat

1924-50

		yds	sqft
Single Upholstery		3.75	68

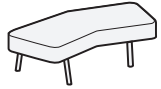
Outer Width		60"	
Outer Depth		24"	
Outer Height		17.5"	
Seat Height		17.5"	
Seat Depth		19"	
Carton Volume		20 cu ft	

		MB LEATHER		GRADE-IN FABRICS									
COM	COL	A	B	1	2	3	4	5	6	7	8	9	
1744	1918	2536	2734	1920	1975	2030	2085	2140	2195	2250	2305	2360	
TAB		Standard with Black						GSA SIN 33721					
SLIDERS		Standard with Standard Large Glides						✓ SCS Certified Indoor Advantage Gold					
		Recessed Caster (RC)						add 300		See Materials & Finishes on page 87			

		MB LEATHER		GRADE-IN FABRICS									
COM	COL	A	B	1	2	3	4	5	6	7	8	9	
2613	2874	3693	3963	2853	2928	3003	3078	3153	3228	3303	3378	3453	
METAL FINISHES		Standard in Powder Coat						GSA SIN 33721					
		Stainless Steel						add 390		✓ SCS Certified Indoor Advantage Gold			
		See Materials & Finishes on page 87											

MEDINAH

Martin / Bratrud



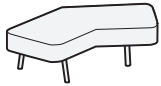
1924-51

Bench, 30° Angled, Single Seat

Single Upholstery	yds	sqft
	3.75	68

Outer Width		63"
Outer Depth		24"
Outer Height		17.5"
Seat Height		17.5"
Seat Depth		19"
Carton Volume		21 cu ft

COM	COL	MB LEATHER		GRADE-IN FABRICS									
		A	B	1	2	3	4	5	6	7	8	9	
2970	3267	4050	4320	3210	3285	3360	3435	3510	3585	3660	3735	3810	
METAL FINISHES		Standard in Powder Coat Stainless Steel						add 390			GSA SIN 33721		
												✓ SCS Certified Indoor Advantage Gold	
See Materials & Finishes on page 87													



1924-52

Bench, 45° Angled, Single Seat

Single Upholstery	yds	sqft
	3.75	68

Outer Width		63"
Outer Depth		24"
Outer Height		17.5"
Seat Height		17.5"
Seat Depth		19"
Carton Volume		21 cu ft

COM	COL	MB LEATHER		GRADE-IN FABRICS									
		A	B	1	2	3	4	5	6	7	8	9	
3091	3400	4171	4441	3331	3406	3481	3556	3631	3706	3781	3856	3931	
METAL FINISHES		Standard in Powder Coat Stainless Steel						add 390			GSA SIN 33721		
												✓ SCS Certified Indoor Advantage Gold	
See Materials & Finishes on page 87													



1927-24CD

Table, Dining Height, Round

Outer Width	24"
Outer Depth	24"
Outer Height	30"

PLANK SOLID

Ash	Walnut
2768	2987

TABLE BASE	Standard in Powder Coat Stainless Steel	add 1030
------------	--	----------

Standard is Plank Tops with angled/softened edge.
All other tops are 90° block edge.

GSA SIN 33721

✓ SCS Certified Indoor Advantage Gold

See [Materials & Finishes](#) on page 87



1927-30CD

Table, Dining Height, Round

Outer Width	30"
Outer Depth	30"
Outer Height	30"

PLANK SOLID

Ash	Walnut
3298	3532

TABLE BASE	Standard in Powder Coat Stainless Steel	add 1030
------------	--	----------

Standard is Plank Tops with angled/softened edge.
All other tops are 90° block edge.

GSA SIN 33721

✓ SCS Certified Indoor Advantage Gold

See [Materials & Finishes](#) on page 87



1927-36CD

Table, Dining Height, Round

Outer Width	36"
Outer Depth	36"
Outer Height	30"

PLANK SOLID

Ash	Walnut
4336	4711

TABLE BASE	Standard in Powder Coat Stainless Steel	add 1030
------------	--	-----------------

Standard is Plank Tops with angled/softened edge.
All other tops are 90° block edge.

GSA SIN 33721

✓ SCS Certified Indoor Advantage Gold

See [Materials & Finishes](#) on page 87



1927-42CD

Table, Dining Height, Round

Outer Width	42"
Outer Depth	42"
Outer Height	30"

PLANK SOLID

Ash	Walnut
4983	5388

TABLE BASE	Standard in Powder Coat Stainless Steel	add 1030
------------	--	-----------------

Standard is Plank Tops with angled/softened edge.
All other tops are 90° block edge.

GSA SIN 33721

✓ SCS Certified Indoor Advantage Gold

See [Materials & Finishes](#) on page 87



1927-24SD

Table, Dining Height, Square

Outer Width	24"
Outer Depth	24"
Outer Height	30"

PLANK SOLID

Ash	Walnut
2751	3001

TABLE BASE	Standard in Powder Coat Stainless Steel	add 1030
------------	--	-----------------

Standard is Plank Tops with angled/softened edge.
All other tops are 90° block edge.

GSA SIN 33721

✓ SCS Certified Indoor Advantage Gold

See [Materials & Finishes](#) on page 87



1927-30SD

Table, Dining Height, Square

Outer Width	30"
Outer Depth	30"
Outer Height	30"

PLANK SOLID

Ash	Walnut
3265	3631

TABLE BASE	Standard in Powder Coat Stainless Steel	add 1030
------------	--	-----------------

Standard is Plank Tops with angled/softened edge.
All other tops are 90° block edge.

GSA SIN 33721

✓ SCS Certified Indoor Advantage Gold

See [Materials & Finishes](#) on page 87



1927-36SD

Table, Dining Height, Square

Outer Width	36"
Outer Depth	36"
Outer Height	30"

PLANK SOLID

Ash	Walnut
4323	4676

TABLE BASE	Standard in Powder Coat Stainless Steel	add 1030
------------	--	-----------------

Standard is Plank Tops with angled/softened edge.
All other tops are 90° block edge.

GSA SIN 33721

✓ SCS Certified Indoor Advantage Gold

See [Materials & Finishes](#) on page 87



1927-30RD

Table, Dining Height, Rectangle

Outer Width	30"
Outer Depth	24"
Outer Height	30"

PLANK SOLID

Ash	Walnut
3055	3357

TABLE BASE	Standard in Powder Coat Stainless Steel	add 1030
------------	--	-----------------

Standard is Plank Tops with angled/softened edge.
All other tops are 90° block edge.

GSA SIN 33721

✓ SCS Certified Indoor Advantage Gold

See [Materials & Finishes](#) on page 87



1927-36RD

Table, Dining Height, Rectangle

Outer Width	36"
Outer Depth	30"
Outer Height	30"

PLANK SOLID

Ash	Walnut
4127	4389

TABLE BASE	Standard in Powder Coat Stainless Steel	add 1030
------------	--	-----------------

Standard is Plank Tops with angled/softened edge.
All other tops are 90° block edge.

GSA SIN 33721

✓ SCS Certified Indoor Advantage Gold

See [Materials & Finishes](#) on page 87



1927-42RD

Table, Dining Height, Rectangle

Outer Width	42"
Outer Depth	30"
Outer Height	30"

PLANK SOLID

Ash	Walnut
4379	4857

TABLE BASE	Standard in Powder Coat Stainless Steel	add 1030
------------	--	-----------------

Standard is Plank Tops with angled/softened edge.
All other tops are 90° block edge.


GSA SIN 33721

✓ SCS Certified Indoor Advantage Gold

See [Materials & Finishes](#) on page 87

MEDINAH

Martin
/ Bratrud



1927-48RD

Table, Dining Height, Rectangle

Outer Width	48"
Outer Depth	30"
Outer Height	30"

PLANK SOLID

Ash	Walnut
4640	5087

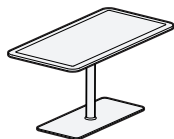
TABLE BASE	Standard in Powder Coat Stainless Steel	add 1030
------------	--	-----------------

Standard is Plank Tops with angled/softened edge.
All other tops are 90° block edge.

GSA SIN 33721

✓ SCS Certified Indoor Advantage Gold

See [Materials & Finishes](#) on page 87



1927-60RD

Table, Dining Height, Rectangle

Outer Width	60"
Outer Depth	30"
Outer Height	30"

PLANK SOLID

Ash	Walnut
5191	5688

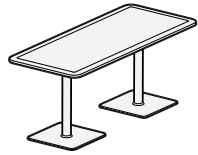
TABLE BASE	Standard in Powder Coat Stainless Steel	add 1030
------------	--	-----------------

Standard is Plank Tops with angled/softened edge.
All other tops are 90° block edge.

GSA SIN 33721

✓ SCS Certified Indoor Advantage Gold

See [Materials & Finishes](#) on page 87



1927-72RD

Table, Dining Height, Rectangle, Dual Posts

Outer Width	72"
Outer Depth	30"
Outer Height	30"

PLANK SOLID
Ash Walnut
7251 8141

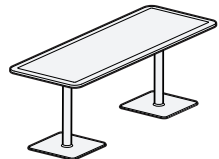
TABLE BASE	Standard in Powder Coat Stainless Steel	add 2060
------------	--	-----------------

Standard is Plank Tops with angled/softened edge.
All other tops are 90° block edge.

GSA SIN 33721

✓ SCS Certified Indoor Advantage Gold

See [Materials & Finishes](#) on page 87



1927-84RD

Table, Dining Height, Rectangle, Dual Posts

Outer Width	84"
Outer Depth	30"
Outer Height	30"

PLANK SOLID
Ash Walnut
7987 8903

TABLE BASE	Standard in Powder Coat Stainless Steel	add 2060
------------	--	-----------------

Standard is Plank Tops with angled/softened edge.
All other tops are 90° block edge.

GSA SIN 33721

✓ SCS Certified Indoor Advantage Gold

See [Materials & Finishes](#) on page 87



1927-60RTD

Table, Dining Height, Racetrack

Outer Width	60"
Outer Depth	30"
Outer Height	30"

PLANK SOLID	
Ash	Walnut
6561	7166

TABLE BASE	Standard in Powder Coat Stainless Steel	add 1020
------------	--	----------

Standard is Plank Tops with angled/softened edge.
All other tops are 90° block edge.

GSA SIN 33721

✓ SCS Certified Indoor Advantage Gold

See [Materials & Finishes](#) on page 87



1927-72RTD

Table, Dining Height, Racetrack, Dual Posts

Outer Width	72"
Outer Depth	30"
Outer Height	30"

PLANK SOLID	
Ash	Walnut
7522	8541

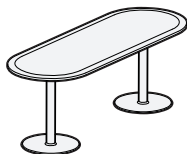
TABLE BASE	Standard in Powder Coat Stainless Steel	add 2060
------------	--	----------

Standard is Plank Tops with angled/softened edge.
All other tops are 90° block edge.

GSA SIN 33721

✓ SCS Certified Indoor Advantage Gold

See [Materials & Finishes](#) on page 87



1927-84RTD

Table, Dining Height, Racetrack, Dual Posts

Outer Width	84"
Outer Depth	30"
Outer Height	30"

PLANK SOLID	
Ash	Walnut
8436	9683

TABLE BASE	Standard in Powder Coat Stainless Steel	add 2060
------------	--	----------

Standard is Plank Tops with angled/softened edge. All other tops are 90° block edge.

GSA SIN 33721

✓ SCS Certified Indoor Advantage Gold

See [Materials & Finishes](#) on page 87



1926-17MS

Table, Counter Height, High Upholstered Surround, 1/2 Arms

Single Upholstery	yds	sqft
	5.75	104

Outer Width	46"	
Outer Depth	28"	
Outer Height	54"	
Width between Arms	38.5"	

COM	COL	MB LEATHER		GRADE-IN FABRICS								
		A	B	1	2	3	4	5	6	7	8	9
4567	5024	6223	6637	4935	5050	5165	5280	5395	5510	5625	5740	5855

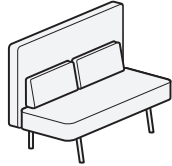
TABLE TOP	Standard in Ash Walnut	add 453
-----------	---------------------------	---------

GSA SIN 33721

✓ SCS Certified Indoor Advantage Gold

TABLE BASE	Standard in Powder Coat Stainless Steel	add 578
------------	--	---------

See [Materials & Finishes](#) on page 87



1928-60

Banquette, Mid Back, Armless

Single Upholstery		yds	sqft
		8.25	149

Multiple Upholstery	Lumbar Cushion	1.5	27
	Body, Seat Cushion	8	144

Outer Width	60"
Outer Depth	28"
Outer Height	44"
Seat Height	18.5"
Seat Depth	20"
Carton Weight	190 lbs
Carton Volume	62 cu ft

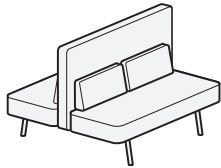
COM	COL	MB LEATHER		GRADE-IN FABRICS								
		A	B	1	2	3	4	5	6	7	8	9
3828	4211	6204	6798	4356	4521	4686	4851	5016	5181	5346	5511	5676

METAL FINISHES Standard in Powder Coat Stainless Steel add **390**

GSA SIN 33721

✓ SCS Certified Indoor Advantage Gold

See [Materials & Finishes](#) on page 87



1928-60BTB

Banquette, Mid Back, Back-to-Back, Armless

Single Upholstery		yds	sqft
		11.75	212

Multiple Upholstery	Lumbar Cushion	3	54
	Body, Seat Cushion	11.5	207

Outer Width	60"
Outer Depth	52"
Outer Height	44"
Seat Height	18.5"
Seat Depth	20"
Carton Weight	280 lbs
Carton Volume	90 cu ft

COM	COL	MB LEATHER		GRADE-IN FABRICS								
		A	B	1	2	3	4	5	6	7	8	9
7270	7997	10654	11500	8022	8257	8492	8727	8962	9197	9432	9667	9902

METAL FINISHES Standard in Powder Coat Stainless Steel add **442**

GSA SIN 33721

✓ SCS Certified Indoor Advantage Gold

See [Materials & Finishes](#) on page 87



1928-70

Banquette, Mid Back, 30° Angled, Armless

Single Upholstery		yds	sqft
		8.25	149

Multiple Upholstery	Lumbar Cushion	1.5	27
	Body, Seat Cushion	8	144

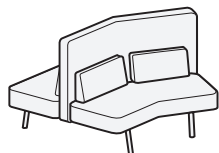
Outer Width	63"
Outer Depth	43"
Outer Height	44"
Seat Height	18.5"
Seat Depth	20"
Carton Weight	200 lbs
Carton Volume	78 cu ft

COM	COL	MB LEATHER		GRADE-IN FABRICS								
		A	B	1	2	3	4	5	6	7	8	9
4726	5199	7102	7696	5254	5419	5584	5749	5914	6079	6244	6409	6574

METAL FINISHES	Standard in Powder Coat Stainless Steel	add 390	GSA SIN 33721
----------------	--	----------------	---------------

✓ SCS Certified Indoor Advantage Gold

See [Materials & Finishes](#) on page 87



1928-70BTB

Banquette, Mid Back, 30° Angled, Back-to-Back, Armless

Single Upholstery		yds	sqft
		0	0

Multiple Upholstery	Body, Seat Cushion	11.5	207
	Lumbar Cushion	3	54

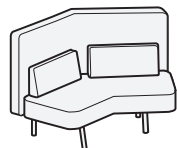
Outer Width	73"
Outer Depth	63"
Outer Height	44"
Seat Height	18.5"
Seat Depth	20"
Carton Weight	280 lbs
Carton Volume	130 cu ft

COM	COL	MB LEATHER		GRADE-IN FABRICS								
		A	B	1	2	3	4	5	6	7	8	9
8940	9834	8940	8940	8940	8940	8940	8940	8940	8940	8940	8940	8940

METAL FINISHES	Standard in Powder Coat Stainless Steel	add 442	GSA SIN 33721
----------------	--	----------------	---------------

✓ SCS Certified Indoor Advantage Gold

See [Materials & Finishes](#) on page 87



1928-80

Banquette, Mid back, 45° Angled, Armless

Single Upholstery		yds	sqft
		8.25	149

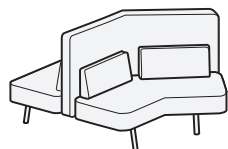
Multiple Upholstery	Lumbar Cushion	1.5	27
	Body, Seat Cushion	8	144

Outer Width	79"
Outer Depth	66.5"
Outer Height	44"
Seat Height	18.5"
Seat Depth	20"
Carton Weight	210 lbs
Carton Volume	90 cu ft

COM	COL	MB LEATHER		GRADE-IN FABRICS								
		A	B	1	2	3	4	5	6	7	8	9
4795	5275	7171	7765	5323	5488	5653	5818	5983	6148	6313	6478	6643

METAL FINISHES	Standard in Powder Coat Stainless Steel	add 390	GSA SIN 33721
----------------	--	----------------	---------------

✓ SCS Certified Indoor Advantage Gold
See [Materials & Finishes](#) on page 87



1928-80BTB

Banquette, Mid Back, 45° Angled, Back-to-Back, Armless

Single Upholstery		yds	sqft
		11.75	212


Multiple Upholstery	Body, Seat Cushion	11.5	207
	Lumbar Cushion	3	54

Outer Width	79"
Outer Depth	66.5"
Outer Height	44"
Seat Height	18.5"
Seat Depth	20"
Carton Weight	290 lbs
Carton Volume	148 cu ft

COM	COL	MB LEATHER		GRADE-IN FABRICS								
		A	B	1	2	3	4	5	6	7	8	9
9007	9908	12391	13237	9759	9994	10229	10464	10699	10934	11169	11404	11639

METAL FINISHES	Standard in Powder Coat Stainless Steel	add 442	GSA SIN 33721
----------------	--	----------------	---------------

✓ SCS Certified Indoor Advantage Gold
See [Materials & Finishes](#) on page 87




1929-60

Banquette, High Back, Armless

Single Upholstery		yds	sqft
		8.25	149
Multiple Upholstery			
	Body, Seat Cushion	9.5	171
	Lumbar Cushion	1.75	32
Outer Width		60"	
Outer Depth		28"	
Outer Height		55"	
Seat Height		18.5"	
Seat Depth		20"	
Carton Weight		190 lbs	
Carton Volume		62 cu ft	

COM	COL	MB LEATHER		GRADE-IN FABRICS								
		A	B	1	2	3	4	5	6	7	8	9
4181	4599	6557	7151	4709	4874	5039	5204	5369	5534	5699	5864	6029

METAL FINISHES	Standard in Powder Coat Stainless Steel	add	390	GSA SIN 33721
				✓ SCS Certified Indoor Advantage Gold
				See Materials & Finishes on page 87




1929-60BTB

Banquette, High Back, Back-to-Back, Armless

Single Upholstery		yds	sqft
		13.25	239
Multiple Upholstery			
	Body, Seat Cushion	13	234
	Lumbar Cushion	3.5	63
Outer Width		60"	
Outer Depth		52"	
Outer Height		55"	
Seat Height		18.5"	
Seat Depth		20"	
Carton Weight		280 lbs	
Carton Volume		111 cu ft	

COM	COL	MB LEATHER		GRADE-IN FABRICS								
		A	B	1	2	3	4	5	6	7	8	9
7551	8306	11367	12321	8399	8664	8929	9194	9459	9724	9989	10254	10519

METAL FINISHES	Standard in Powder Coat Stainless Steel	add	442	GSA SIN 33721
				✓ SCS Certified Indoor Advantage Gold
				See Materials & Finishes on page 87



1929-70

Banquette, High Back, 30° Angled, Armless


Single Upholstery		yds	sqft
		8.25	149

Multiple Upholstery	Body, Seat Cushion	9.5	171
	Lumbar Cushion	1.75	32

Outer Width	63"
Outer Depth	39.5"
Outer Height	55"
Seat Height	18.5"
Seat Depth	20"
Carton Weight	210 lbs
Carton Volume	89 cu ft

COM	COL	MB LEATHER		GRADE-IN FABRICS								
		A	B	1	2	3	4	5	6	7	8	9
4971	5468	7347	7941	5499	5664	5829	5994	6159	6324	6489	6654	6819

METAL FINISHES	Standard in Powder Coat Stainless Steel	add 390	GSA SIN 33721
			✓ SCS Certified Indoor Advantage Gold
			See Materials & Finishes on page 87



1929-70BTB

Banquette, High Back, 30° Angled, Back-to-Back, Armless


Single Upholstery		yds	sqft
		13.75	248

Multiple Upholstery	Body, Seat Cushion	13.5	243
	Lumbar Cushion	3.5	63

Outer Width	73"
Outer Depth	63"
Outer Height	55"
Seat Height	18.5"
Seat Depth	20"
Carton Weight	290 lbs
Carton Volume	161 cu ft

COM	COL	MB LEATHER		GRADE-IN FABRICS								
		A	B	1	2	3	4	5	6	7	8	9
9358	10294	13318	14308	10238	10513	10788	11063	11338	11613	11888	12163	12438

METAL FINISHES	Standard in Powder Coat Stainless Steel	add 442	GSA SIN 33721
			✓ SCS Certified Indoor Advantage Gold
			See Materials & Finishes on page 87



1929-80

Banquette, High Back, 45° Angled, Armless

Single Upholstery		yds	sqft
		9.75	176


Multiple Upholstery	Body, Seat Cushion	8	144
	Lumbar Cushion	1.5	27

Outer Width	63"
Outer Depth	43"
Outer Height	55"
Seat Height	18.5"
Seat Depth	20"
Carton Weight	220 lbs
Carton Volume	97 cu ft

COM	COL	MB LEATHER		GRADE-IN FABRICS								
		A	B	1	2	3	4	5	6	7	8	9
5034	5537	7842	8544	5658	5853	6048	6243	6438	6633	6828	7023	7218

METAL FINISHES	Standard in Powder Coat Stainless Steel	add 390	GSA SIN 33721
----------------	--	----------------	---------------

✓ SCS Certified Indoor Advantage Gold
See [Materials & Finishes](#) on page 87



1929-80BTB

Banquette, High Back, 45° Angled, Back-to-Back, Armless

Single Upholstery		yds	sqft
		13.75	248

Multiple Upholstery	Body, Seat Cushion	13.5	243
	Lumbar Cushion	3.5	63

Outer Width	79"
Outer Depth	66.5"
Outer Height	55"
Seat Height	18.5"
Seat Depth	20"
Carton Weight	300 lbs
Carton Volume	183 cu ft

COM	COL	MB LEATHER		GRADE-IN FABRICS								
		A	B	1	2	3	4	5	6	7	8	9
9466	10413	13426	14416	10346	10621	10896	11171	11446	11721	11996	12271	12546

METAL FINISHES	Standard in Powder Coat Stainless Steel	add 442	GSA SIN 33721
----------------	--	----------------	---------------

✓ SCS Certified Indoor Advantage Gold
See [Materials & Finishes](#) on page 87

Notes

Metal Base Finishes

(Specify Martin Brattrud Finish)

Standard: Powder Coat

[View Powder Coat - Metallics](#)

[View Powder Coat - Neutrals](#)

[View Powder Coat - Color](#)

Custom Powder Coat Finish produced upon receipt of a customer supplied RAL# and fee of \$385 Net with a minimum order of 25.

Premium: Polished Stainless Steel (**PSS**), or Satin Stainless Steel (**SSS**)

[View Stainless Steel Premiums](#)

Solid Work Surface

(Specify Martin Brattrud Finish)

Three Heights: Desk 30" H, Counter 36" H, Communal 42" H

Standard Wood: Ash Plank

No Charge Option: Maple Plank

Premium Wood: Walnut Plank







































1.25" Thick with Standard Edge Softened

[View Ash Wood Standard Finishes](#)

[View Walnut Wood Standard Finishes](#)

Custom Wood Finish produced upon receipt of a customer's approved sample match and fee of \$200 Net for each unique finish per order.

Materials & Finishes

Metal	POWDER COAT - COLOR	 CLD Cloud	 CMT Cement	 MTL Gunmetal	 SEA Deep Sea	 VBG Vandenberg	 DNE Dune	
		 CRL Coral	 AGV Agave	 CHR Churro				
	POWDER COAT - NEUTRALS	 SRG Sugar Gloss	 SGM Sugar Matte	 CBG Carbon Gloss	 CBN Carbon Matte			
	POWDER COAT - METALLICS	 SIL Silver	 LD Lead	 BRZ Bronze	 FLI Flint	 MCA Mica		
	STAINLESS STEEL	 PSS Polished Stainless Steel	 SSS Satin Stainless Steel					
Wood	ASH	 ASH1 Shoji	 ASH2 Cinder	 ASH3 Storm	 ASH8 Natural	 ASH9 Coal	 ASH10 Driftwood	
		 ASH11 Burro	 ASH12 Char	 ASH13 Dune	 ASH14 Coral	 ASH15 Agave	 ASH16 Deep Sea	
		 ASH17 Vandenberg						
	WALNUT	 WAL1 Natural	 WAL2 Deep					
Corian®	CORIAN®	 GW Glacier White	 CNT Concrete	 CCT Carbon				

Notes

SEE FINISHES ONLINE

WOOD: <https://martinbrattrud.com/Wood>

METAL & PAINT: <https://martinbrattrud.com/Metal>

CORIAN®: <https://martinbrattrud.com/Corian®>

STONE: <https://martinbrattrud.com/Stone>