

# NIBLICK

Martin  
/ Bratrud

## Pricelist

Effective 09/19/2024

---

DESIGNED BY MARTIN BRATTRUD STUDIO

The functionalist form of Niblick tables gives the spotlight to materiality and craft. Multiple heights, shapes and sizes provide an expansive range while a wide assortment of premium materials, edge profiles, and contemporary finishes allow for unlimited expression. Niblick is well suited to many applications such as meeting areas, open plans and cafeterias.



DINING TABLE	2
BAR TABLE	11
MATERIALS & FINISHES	15



1009-24CD

### Dining Table, Round

Outer Width	<b>24"</b>
Outer Depth	<b>24"</b>
Outer Height	<b>29.5"</b>
Carton Volume	<b>13 cu ft</b>

VENEER WITH PLYWOOD EDGE				PLANK SOLID			Corian®	Stone
P-Lam	Ash	Oak	Walnut	Ash	Oak	Walnut		
<b>2119</b>	<b>2174</b>	<b>2198</b>	<b>2200</b>	<b>2396</b>	<b>2755</b>	<b>2875</b>	<b>2423</b>	<b>2799</b>

TABLE TOP	Corian® Standard in Glacier White Corian® in Carbon or Concrete	add	<b>115</b>	GSA SIN 33721 ✓ SCS Certified Indoor Advantage Gold
METAL BASE	Standard in Powder Coat Stainless Steel	add	<b>832</b>	See <a href="#">Materials &amp; Finishes</a> on page 15



1009-30CD

### Dining Table, Round

Outer Width	<b>30"</b>
Outer Depth	<b>30"</b>
Outer Height	<b>29.5"</b>
Carton Volume	<b>18 cu ft</b>

VENEER WITH PLYWOOD EDGE				PLANK SOLID			Corian®	Stone
P-Lam	Ash	Oak	Walnut	Ash	Oak	Walnut		
<b>2380</b>	<b>2464</b>	<b>2482</b>	<b>2500</b>	<b>2849</b>	<b>3275</b>	<b>3419</b>	<b>2722</b>	<b>3724</b>

TABLE TOP	Corian® Standard in Glacier White Corian® in Carbon or Concrete	add	<b>115</b>	GSA SIN 33721 ✓ SCS Certified Indoor Advantage Gold
METAL BASE	Standard in Powder Coat Stainless Steel	add	<b>832</b>	See <a href="#">Materials &amp; Finishes</a> on page 15

# NIBLICK

Martin  
/ Bratrud



1009-36CD

## Dining Table, Round

Outer Width	<b>36"</b>
Outer Depth	<b>36"</b>
Outer Height	<b>29.5"</b>
Carton Volume	<b>25 cu ft</b>

VENEER WITH PLYWOOD EDGE				PLANK SOLID			Corian®	Stone
P-Lam	Ash	Oak	Walnut	Ash	Oak	Walnut		
<b>2905</b>	<b>3131</b>	<b>3172</b>	<b>3189</b>	<b>3784</b>	<b>3974</b>	<b>4540</b>	<b>3716</b>	<b>4597</b>

TABLE TOP	Corian® Standard in Glacier White Corian® in Carbon or Concrete	add	<b>250</b>
-----------	--	-----	------------

GSA SIN 33721

✓ SCS Certified Indoor Advantage Gold

METAL BASE	Standard in Powder Coat Stainless Steel	add	<b>832</b>
------------	--	-----	------------

See [Materials & Finishes](#) on page 15



1009-42CD

## Dining Table, Round

Outer Width	<b>42"</b>
Outer Depth	<b>42"</b>
Outer Height	<b>29.5"</b>
Carton Volume	<b>33 cu ft</b>

VENEER WITH PLYWOOD EDGE				PLANK SOLID			Corian®	Stone
P-Lam	Ash	Oak	Walnut	Ash	Oak	Walnut		
<b>3677</b>	<b>3917</b>	<b>3958</b>	<b>3959</b>	<b>4531</b>	<b>5210</b>	<b>5437</b>	<b>4334</b>	<b>5379</b>

TABLE TOP	Corian® Standard in Glacier White Corian® in Carbon or Concrete	add	<b>302</b>
-----------	--	-----	------------

GSA SIN 33721

✓ SCS Certified Indoor Advantage Gold

METAL BASE	Standard in Powder Coat Stainless Steel	add	<b>832</b>
------------	--	-----	------------

See [Materials & Finishes](#) on page 15

# NIBLICK

Martin  
/ Bratrud



1009-24SD

## Dining Table, Square

Outer Width	<b>24"</b>
Outer Depth	<b>24"</b>
Outer Height	<b>29.5"</b>
Carton Volume	<b>13 cu ft</b>

VENEER WITH PLYWOOD EDGE				PLANK SOLID			Corian®	Stone
P-Lam	Ash	Oak	Walnut	Ash	Oak	Walnut		
<b>2109</b>	<b>2163</b>	<b>2188</b>	<b>2189</b>	<b>2383</b>	<b>2740</b>	<b>2858</b>	<b>2411</b>	<b>2786</b>

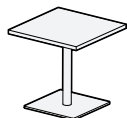
TABLE TOP	Corian® Standard in Glacier White							
	Corian® in Carbon or Concrete	add	<b>115</b>					

GSA SIN 33721

✓ SCS Certified Indoor Advantage Gold

METAL BASE	Standard in Powder Coat							
	Stainless Steel	add	<b>832</b>					

See [Materials & Finishes](#) on page 15



1009-30SD

## Dining Table, Square

Outer Width	<b>30"</b>
Outer Depth	<b>30"</b>
Outer Height	<b>29.5"</b>
Carton Volume	<b>18 cu ft</b>

VENEER WITH PLYWOOD EDGE				PLANK SOLID			Corian®	Stone
P-Lam	Ash	Oak	Walnut	Ash	Oak	Walnut		
<b>2370</b>	<b>2452</b>	<b>2486</b>	<b>2487</b>	<b>2836</b>	<b>3261</b>	<b>3402</b>	<b>2711</b>	<b>3661</b>

TABLE TOP	Corian® Standard in Glacier White							
	Corian® in Carbon or Concrete	add	<b>115</b>					

GSA SIN 33721

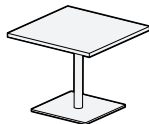
✓ SCS Certified Indoor Advantage Gold

METAL BASE	Standard in Powder Coat							
	Stainless Steel	add	<b>832</b>					

See [Materials & Finishes](#) on page 15

# NIBLICK

Martin  
/ Bratrud



1009-36SD

## Dining Table, Square

Outer Width	<b>36"</b>
Outer Depth	<b>36"</b>
Outer Height	<b>29.5"</b>
Carton Volume	<b>25 cu ft</b>

VENEER WITH PLYWOOD EDGE				PLANK SOLID			Corian®	Stone
P-Lam	Ash	Oak	Walnut	Ash	Oak	Walnut		
<b>2905</b>	<b>3118</b>	<b>3159</b>	<b>3160</b>	<b>3768</b>	<b>4334</b>	<b>4521</b>	<b>3703</b>	<b>4547</b>

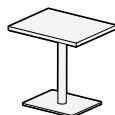
TABLE TOP	Corian® Standard in Glacier White Corian® in Carbon or Concrete	add	<b>250</b>
-----------	--	-----	------------

GSA SIN 33721

✓ SCS Certified Indoor Advantage Gold

METAL BASE	Standard in Powder Coat Stainless Steel	add	<b>832</b>
------------	--	-----	------------

See [Materials & Finishes](#) on page 15



1009-30RD

## Dining Table, Rectangle

Outer Width	<b>30"</b>
Outer Depth	<b>24"</b>
Outer Height	<b>29.5"</b>

VENEER WITH PLYWOOD EDGE				PLANK SOLID			Corian®	Stone
P-Lam	Ash	Oak	Walnut	Ash	Oak	Walnut		
<b>2331</b>	<b>2415</b>	<b>2433</b>	<b>2451</b>	<b>2660</b>	<b>3058</b>	<b>3192</b>	<b>2673</b>	<b>3155</b>

TABLE TOP	Corian® Standard in Glacier White Corian® in Carbon or Concrete	add	<b>167</b>
-----------	--	-----	------------

GSA SIN 33721

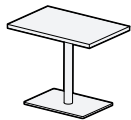
✓ SCS Certified Indoor Advantage Gold

METAL BASE	Standard in Powder Coat Stainless Steel	add	<b>832</b>
------------	--	-----	------------

See [Materials & Finishes](#) on page 15

# NIBLICK

Martin  
/ Brattrud



1009-36RD

## Dining Table, Rectangle

Outer Width	<b>36"</b>
Outer Depth	<b>24"</b>
Outer Height	<b>29.5"</b>
Carton Volume	<b>22 cu ft</b>

VENEER WITH PLYWOOD EDGE				PLANK SOLID			Corian®	Stone
P-Lam	Ash	Oak	Walnut	Ash	Oak	Walnut		
<b>2380</b>	<b>2464</b>	<b>2499</b>	<b>2500</b>	<b>2849</b>	<b>3275</b>	<b>3419</b>	<b>2722</b>	<b>3401</b>

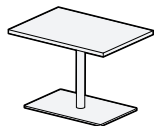
TABLE TOP	Corian® Standard in Glacier White							
	Corian® in Carbon or Concrete	add	<b>250</b>					

GSA SIN 33721

✓ SCS Certified Indoor Advantage Gold

METAL BASE	Standard in Powder Coat							
	Stainless Steel	add	<b>832</b>					

See [Materials & Finishes](#) on page 15



1009-42RD

## Dining Table, Rectangle

Outer Width	<b>42"</b>
Outer Depth	<b>30"</b>
Outer Height	<b>29.5"</b>
Carton Volume	<b>25 cu ft</b>

VENEER WITH PLYWOOD EDGE				PLANK SOLID			Corian®	Stone
P-Lam	Ash	Oak	Walnut	Ash	Oak	Walnut		
<b>2956</b>	<b>3169</b>	<b>3208</b>	<b>3209</b>	<b>3821</b>	<b>4396</b>	<b>4586</b>	<b>3753</b>	<b>4753</b>

TABLE TOP	Corian® Standard in Glacier White							
	Corian® in Carbon or Concrete	add	<b>250</b>					

GSA SIN 33721

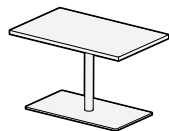
✓ SCS Certified Indoor Advantage Gold

METAL BASE	Standard in Powder Coat							
	Stainless Steel	add	<b>832</b>					

See [Materials & Finishes](#) on page 15

# NIBLICK

Martin  
/ Bratrud



1009-48RD

## Dining Table, Rectangle

Outer Width	<b>48"</b>
Outer Depth	<b>30"</b>
Outer Height	<b>29.5"</b>
Carton Volume	<b>28 cu ft</b>

VENEER WITH PLYWOOD EDGE				PLANK SOLID			Corian®	Stone
P-Lam	Ash	Oak	Walnut	Ash	Oak	Walnut		
<b>3091</b>	<b>3327</b>	<b>3366</b>	<b>3367</b>	<b>4012</b>	<b>4614</b>	<b>4815</b>	<b>3932</b>	<b>5088</b>

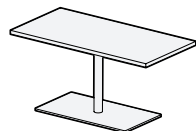
TABLE TOP	Corian® Standard in Glacier White							
	Corian® in Carbon or Concrete	add	<b>302</b>					

GSA SIN 33721

✓ SCS Certified Indoor Advantage Gold

METAL BASE	Standard in Powder Coat							
	Stainless Steel	add	<b>832</b>					

See [Materials & Finishes](#) on page 15



1009-60RD

## Dining Table, Rectangle, Single Post

Outer Width	<b>60"</b>
Outer Depth	<b>30"</b>
Outer Height	<b>29.5"</b>
Carton Volume	<b>34 cu ft</b>

VENEER WITH PLYWOOD EDGE				PLANK SOLID			Corian®	Stone
P-Lam	Ash	Oak	Walnut	Ash	Oak	Walnut		
<b>3801</b>	<b>4682</b>	<b>4727</b>	<b>4728</b>	<b>5300</b>	<b>6096</b>	<b>6361</b>	<b>5094</b>	<b>6105</b>

TABLE TOP	Corian® Standard in Glacier White							
	Corian® in Carbon or Concrete	add	<b>302</b>					

GSA SIN 33721

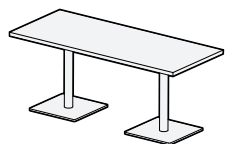
✓ SCS Certified Indoor Advantage Gold

METAL BASE	Standard in Powder Coat							
	Stainless Steel	add	<b>832</b>					

See [Materials & Finishes](#) on page 15

# NIBLICK

Martin  
/ Bratrud



1009-72RD

## Dining Table, Rectangle, Double Post

Outer Width	<b>72"</b>
Outer Depth	<b>30"</b>
Outer Height	<b>29.5"</b>
Carton Volume	<b>40 cu ft</b>

VENEER WITH PLYWOOD EDGE				PLANK SOLID			Corian®	Stone
P-Lam	Ash	Oak	Walnut	Ash	Oak	Walnut		
<b>4729</b>	<b>5467</b>	<b>5524</b>	<b>5525</b>	<b>6232</b>	<b>7167</b>	<b>7478</b>	<b>6056</b>	<b>7117</b>

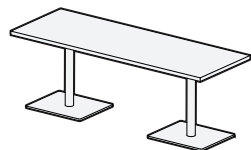
TABLE TOP	Corian® Standard in Glacier White Corian® in Carbon or Concrete	add <b>458</b>
-----------	--	----------------

GSA SIN 33721

✓ SCS Certified Indoor Advantage Gold

METAL BASE	Standard in Powder Coat Stainless Steel	add <b>1664</b>
------------	--	-----------------

See [Materials & Finishes](#) on page 15



1009-84RD

## Dining Table, Rectangle, Double Post

Outer Width	<b>84"</b>
Outer Depth	<b>30"</b>
Outer Height	<b>29.5"</b>
Carton Volume	<b>46 cu ft</b>

VENEER WITH PLYWOOD EDGE				PLANK SOLID			Corian®	Stone
P-Lam	Ash	Oak	Walnut	Ash	Walnut	Oak		
<b>5404</b>	<b>6155</b>	<b>6244</b>	<b>6245</b>	<b>6962</b>	<b>6991</b>	<b>8006</b>	<b>6895</b>	<b>7860</b>

TABLE TOP	Corian® Standard in Glacier White Corian® in Carbon or Concrete	add <b>552</b>
-----------	--	----------------

GSA SIN 33721

✓ SCS Certified Indoor Advantage Gold

METAL BASE	Standard in Powder Coat Stainless Steel	add <b>1664</b>
------------	--	-----------------

See [Materials & Finishes](#) on page 15



# NIBLICK

Martin  
/ Bratrud



1009-60RTD

## Dining Table, Race Track, Single Post

Outer Width	<b>30"</b>
Outer Depth	<b>60"</b>
Outer Height	<b>29.5"</b>

VENEER WITH PLYWOOD EDGE				PLANK SOLID			Corian®	Stone
P-Lam	Ash	Oak	Walnut	Ash	Oak	Walnut		
<b>4139</b>	<b>5139</b>	<b>5187</b>	<b>5188</b>	<b>5784</b>	<b>6651</b>	<b>6940</b>	<b>5801</b>	<b>6412</b>

TABLE TOP	Corian® Standard in Glacier White Corian® in Carbon or Concrete	add	<b>354</b>
-----------	--	-----	------------

GSA SIN 33721

✓ SCS Certified Indoor Advantage Gold

METAL BASE	Standard in Powder Coat Stainless Steel	add	<b>832</b>
------------	--	-----	------------

See [Materials & Finishes](#) on page 15



1009-72RTD

## Dining Table, Race Track, Double Post

Outer Width	<b>30"</b>
Outer Depth	<b>72"</b>
Outer Height	<b>29.5"</b>

VENEER WITH PLYWOOD EDGE				PLANK SOLID			Corian®	Stone
P-Lam	Ash	Oak	Walnut	Ash	Oak	Walnut		
<b>4852</b>	<b>5589</b>	<b>5647</b>	<b>5649</b>	<b>6360</b>	<b>7313</b>	<b>7632</b>	<b>6425</b>	<b>7364</b>

TABLE TOP	Corian® Standard in Glacier White Corian® in Carbon or Concrete	add	<b>458</b>
-----------	--	-----	------------

GSA SIN 33721

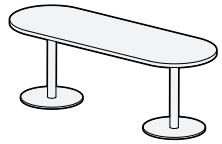
✓ SCS Certified Indoor Advantage Gold

METAL BASE	Standard in Powder Coat Stainless Steel	add	<b>1664</b>
------------	--	-----	-------------

See [Materials & Finishes](#) on page 15

# NIBLICK

Martin  
/ Brattrud



1009-84RTD

## Dining Table, Race Track, Double Post

Outer Width	<b>30"</b>
Outer Depth	<b>84"</b>
Outer Height	<b>29.5"</b>

VENEER WITH PLYWOOD EDGE				PLANK SOLID				Corian®	Stone
P-Lam	Ash	Oak	Walnut	Ash	Oak	Walnut			
<b>5853</b>	<b>6442</b>	<b>6500</b>	<b>6515</b>	<b>7456</b>	<b>8574</b>	<b>8947</b>	<b>7415</b>	<b>8995</b>	

TABLE TOP	Corian® Standard in Glacier White		
	Corian® in Carbon or Concrete	add	<b>552</b>

GSA SIN 33721

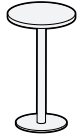
✓ SCS Certified Indoor Advantage Gold

METAL BASE	Standard in Powder Coat		
	Stainless Steel	add	<b>1664</b>

See [Materials & Finishes](#) on page 15

# NIBLICK

Martin  
/ Bratrud



1009-24CB

## Bar Table, Round

Outer Width	<b>24"</b>
Outer Depth	<b>24"</b>
Outer Height	<b>42"</b>
Carton Volume	<b>17 cu ft</b>

VENEER WITH PLYWOOD EDGE				PLANK SOLID			Corian®	Stone
P-Lam	Ash	Oak	Walnut	Ash	Oak	Walnut		
<b>2169</b>	<b>2225</b>	<b>2248</b>	<b>2249</b>	<b>2449</b>	<b>2815</b>	<b>2937</b>	<b>2473</b>	<b>2847</b>


TABLE TOP	Corian® Standard in Glacier White							
	Corian® in Carbon or Concrete	add	<b>250</b>					

GSA SIN 33721

✓ SCS Certified Indoor Advantage Gold

METAL BASE	Standard in Powder Coat							
	Stainless Steel	add	<b>843</b>					

See [Materials & Finishes](#) on page 15



1009-30CB

## Bar Table, Round

Outer Width	<b>30"</b>
Outer Depth	<b>30"</b>
Outer Height	<b>42"</b>
Carton Volume	<b>25 cu ft</b>

VENEER WITH PLYWOOD EDGE				PLANK SOLID			Corian®	Stone
P-Lam	Walnut	Ash	Oak	Ash	Oak	Walnut		
<b>2169</b>	<b>2242</b>	<b>2512</b>	<b>2547</b>	<b>2899</b>	<b>3349</b>	<b>3479</b>	<b>2771</b>	<b>3252</b>

TABLE TOP	Corian® Standard in Glacier White							
	Corian® in Carbon or Concrete	add	<b>354</b>					

GSA SIN 33721

✓ SCS Certified Indoor Advantage Gold

METAL BASE	Standard in Powder Coat							
	Stainless Steel	add	<b>843</b>					

See [Materials & Finishes](#) on page 15

# NIBLICK

Martin  
/ Brattrud



1009-36CB

## Bar Table, Round

Outer Width	<b>36"</b>
Outer Depth	<b>36"</b>
Outer Height	<b>42"</b>
Carton Volume	<b>35 cu ft</b>

VENEER WITH PLYWOOD EDGE				PLANK SOLID			Corian®	Stone
P-Lam	Ash	Oak	Walnut	Ash	Oak	Walnut		
<b>2956</b>	<b>3180</b>	<b>3220</b>	<b>3221</b>	<b>3834</b>	<b>4409</b>	<b>4600</b>	<b>3765</b>	<b>4376</b>


TABLE TOP	Corian® Standard in Glacier White							
	Corian® in Carbon or Concrete	add	<b>250</b>					

GSA SIN 33721

✓ SCS Certified Indoor Advantage Gold

METAL BASE	Standard in Powder Coat							
	Stainless Steel	add	<b>843</b>					

See [Materials & Finishes](#) on page 15



1009-24SB

## Bar Table, Square

Outer Width	<b>24"</b>
Outer Depth	<b>24"</b>
Outer Height	<b>42"</b>
Carton Volume	<b>17 cu ft</b>

VENEER WITH PLYWOOD EDGE				PLANK SOLID			Corian®	Stone
P-Lam	Ash	Oak	Walnut	Ash	Oak	Walnut		
<b>2157</b>	<b>2212</b>	<b>2235</b>	<b>2236</b>	<b>2435</b>	<b>2800</b>	<b>2922</b>	<b>2461</b>	<b>2834</b>

TABLE TOP	Corian® Standard in Glacier White							
	Corian® in Carbon or Concrete	add	<b>115</b>					

GSA SIN 33721

✓ SCS Certified Indoor Advantage Gold

METAL BASE	Standard in Powder Coat							
	Stainless Steel	add	<b>843</b>					

See [Materials & Finishes](#) on page 15

# NIBLICK

Martin  
/ Bratrud



1009-30SB

## Bar Table, Square

Outer Width	<b>30"</b>
Outer Depth	<b>30"</b>
Outer Height	<b>42"</b>
Carton Volume	<b>25 cu ft</b>

VENEER WITH PLYWOOD EDGE				PLANK SOLID			Corian®	Stone
P-Lam	Ash	Oak	Walnut	Ash	Oak	Walnut		
<b>2380</b>	<b>2501</b>	<b>2518</b>	<b>2537</b>	<b>2889</b>	<b>3322</b>	<b>3466</b>	<b>2759</b>	<b>3241</b>


TABLE TOP	Corian® Standard in Glacier White		
	Corian® in Carbon or Concrete	add	<b>167</b>

GSA SIN 33721

✓ SCS Certified Indoor Advantage Gold

METAL BASE	Standard in Powder Coat		
	Stainless Steel	add	<b>843</b>

See [Materials & Finishes](#) on page 15



1009-36SB

## Bar Table, Square

Outer Width	<b>36"</b>
Outer Depth	<b>36"</b>
Outer Height	<b>42"</b>
Carton Volume	<b>35 cu ft</b>

VENEER WITH PLYWOOD EDGE				PLANK SOLID			Corian®	Stone
P-Lam	Ash	Oak	Walnut	Ash	Oak	Walnut		
<b>2956</b>	<b>3169</b>	<b>3208</b>	<b>3209</b>	<b>3821</b>	<b>4396</b>	<b>4586</b>	<b>3753</b>	<b>4376</b>

TABLE TOP	Corian® Standard in Glacier White		
	Corian® in Carbon or Concrete	add	<b>250</b>

GSA SIN 33721

✓ SCS Certified Indoor Advantage Gold

METAL BASE	Standard in Powder Coat		
	Stainless Steel	add	<b>843</b>

See [Materials & Finishes](#) on page 15

## Notes

---

### **Metal Columns 3" dia with Round, Square or Rectangular Bases**

(Specify Martin Brattrud Finish)

Standard: Powder Coat Carbon (**CBN**)

No Charge Option: Any Martin Brattrud Powder Coat Color

[View Powder Coat - Metallics](#)

[View Powder Coat - Neutrals](#)

[View Powder Coat - Color](#)

Custom Powder Coat Finish produced upon receipt of a customer supplied RAL# and fee of \$385 Net, with a minimum order of 25.

Premium: Polished Stainless Steel (**PSS**), or Satin Stainless Steel (**SSS**)

[View Stainless Steel Premiums](#)

### **Table Tops**

(Specify Martin Brattrud Finish)

Veneer with Ply Edge: Ash, Maple, Walnut and P-Laminate, 1.5" thick

Plank (Solid) Wood: Ash, Maple and Walnut, 1.375" thick

Plank Wood Option: Solid Edge with Veneer Center, 1.375" thick

[View Ash Wood Standard Finishes](#)

[View Maple Wood Standard Finishes](#)

[View Walnut Wood Standard Finishes](#)

Custom Wood Finish produced upon receipt of a customer's approved sample match and fee of \$200 Net for each unique finish per order.

Corian®: Glacier White, .5" thick and 1.375" thick with edge banding

Corian® Premium: Concrete (**CCT**) and Carbon (**CNT**)










































Stone: Black Granite (**BG**) and Carrara Marble (**CM**), .75" thick

### **Edge Details Tops**

Standard: Block Edge 90° square Edge.

Premiums for Solid Woods and Corian®: Bullnose, Bevel and Full Height Round.

## Materials & Finishes

Metal	<b>POWDER COAT - COLOR</b>	 CLD Cloud	 CMT Cement	 MTL Gunmetal	 SEA Deep Sea	 VBG Vandenberg	 DNE Dune
		 CRL Coral	 AGV Agave	 CHR Churro			
	<b>POWDER COAT - NEUTRALS</b>	 SRG Sugar Gloss	 SGM Sugar Matte	 CBG Carbon Gloss	 CBN Carbon Matte		
	<b>POWDER COAT - METALLICS</b>	 SIL Silver	 LD Lead	 BRZ Bronze	 FLT Flint	 MCA Mica	
	<b>STAINLESS STEEL</b>	 PSS Polished Stainless Steel	 SSS Satin Stainless Steel				
Wood	<b>ASH</b>	 ASH1 Shoji	 ASH2 Cinder	 ASH3 Storm	 ASH8 Natural	 ASH9 Coal	 ASH10 Driftwood
		 ASH11 Burro	 ASH12 Char	 ASH13 Dune	 ASH14 Coral	 ASH15 Agave	 ASH16 Deep Sea
		 ASH17 Vandenberg					
	<b>MAPLE</b>	 MAP1 Bright	 MAP2 Natural	 MAP4 Fawn	 MAP7 Espresso	 MAP8 Iron	 MAP9 Ebony
	<b>WALNUT</b>	 WAL1 Natural	 WAL2 Deep				
Corian®	<b>CORIAN®</b>	 GW Glacier White	 CNT Concrete	 CCT Carbon			
Stone	<b>MARBLE AND GRANITE</b>	 CM Carrara Marble	 BG Black Granite				
Other	<b>LAMINATE</b>	 LMWM White Matte	 LMBM Black Matte				

## Notes

SEE FINISHES ONLINE

**WOOD:** <https://martinbrattrud.com/Wood>

**METAL & PAINT:** <https://martinbrattrud.com/Metal>

**CORIAN®:** <https://martinbrattrud.com/Corian®>

**STONE:** <https://martinbrattrud.com/Stone>