

# ONE

Martin  
/ Bratrud

## Pricelist

Effective 06/14/2021

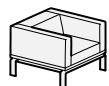
---

DESIGNED BY COLLIN BURRY AND TERRY WALKER

Focused on formal precision and functional flexibility, the One Collection offers lounge chairs, benches and tables that combine in multiple ways to furnish contemporary lounge and reception areas. Upholstered pieces rest on a narrow platform that gives the furniture its light, floating presence. Coordinating occasional tables offer tops in hand-finished wood, metal or stone.



LOW BACK	2
HIGH BACK	6
BENCHES	10
TABLES	12
MATERIALS & FINISHES	15

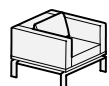


630-01

### Low Back, Chair, Tight Back, Arms

	yds	sqft
Single Upholstery	4	72
-----		
Outer Width		33"
Outer Depth		33"
Outer Height		25"
Seat Height		15.5"
Seat Depth		21.5"
Arm Height		25"
Width between Arms		23"
Carton Weight		160 lbs
Carton Volume		20 cu ft

COM	COL	MB LEATHER			GRADE-IN FABRICS								
		A	B	C	1	2	3	4	5	6	7	8	9
3932	4325	5052	5210	5372	4180	4260	4340	4420	4500	4580	4660	4740	4820
METAL BASE		Standard in Powder Coat						GSA SIN 71116					
-----													
PLATFORM IN METAL OR WOOD		Standard in Powder Coat						See <a href="#">Materials &amp; Finishes</a> on page 15					
		Ash				add		0		✓ SCS Certified Indoor Advantage Gold			
		Maple				add		60					
-----													
SEAT HEIGHT		Standard with 15.5" Standard SH											
		Raise SH to 17.5"				add		40					

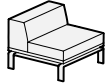


630-02

### Low Back, Chair, Attached Back, Arms

	yds	sqft
Single Upholstery	5	90
-----		
Multiple Upholstery	Body	4 72
	Back Cushion	1 18
-----		
Outer Width		33"
Outer Depth		33"
Outer Height		27.5"
Seat Height		15.5"
Seat Depth		18"
Arm Height		25"
Width between Arms		23"
Carton Weight		162 lbs
Carton Volume		20 cu ft

COM	COL	MB LEATHER			GRADE-IN FABRICS								
		A	B	C	1	2	3	4	5	6	7	8	9
4040	4444	5440	5638	5840	4350	4450	4550	4650	4750	4850	4950	5050	5150
METAL BASE		Standard in Powder Coat						GSA SIN 71116					
-----													
PLATFORM IN METAL OR WOOD		Standard in Powder Coat						See <a href="#">Materials &amp; Finishes</a> on page 15					
		Ash				add		0		✓ SCS Certified Indoor Advantage Gold			
		Maple				add		60					
-----													
SEAT HEIGHT		Standard with 15.5" Standard SH											
		Raise SH to 17.5"				add		40					

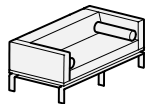


630-03T

### Low Back, Chair, Armless, Tight Back

Single Upholstery	yds	sqft
	<b>3.75</b>	<b>68</b>
-----		
Outer Width		<b>33"</b>
Outer Depth		<b>33"</b>
Outer Height		<b>25"</b>
Seat Height		<b>15.5"</b>
Seat Depth		<b>21.5"</b>
Carton Weight		<b>154 lbs</b>
Carton Volume		<b>20 cu ft</b>

COM	COL	MB LEATHER			GRADE-IN FABRICS									
		A	B	C	1	2	3	4	5	6	7	8	9	
<b>3775</b>	<b>4153</b>	<b>4825</b>	<b>4973</b>	<b>5125</b>	<b>4008</b>	<b>4083</b>	<b>4158</b>	<b>4233</b>	<b>4308</b>	<b>4383</b>	<b>4458</b>	<b>4533</b>	<b>4608</b>	
METAL BASE		Standard in Powder Coat						GSA SIN 7116						
-----														
PLATFORM IN METAL OR WOOD		Standard in Ash												See <a href="#">Materials &amp; Finishes</a> on page 15
		Maple					add		<b>60</b>			✓ SCS Certified Indoor Advantage Gold		
SEAT HEIGHT		Standard with 15.5" Standard SH												
		Raise SH to 17.5"					add		<b>40</b>					
BACK		Standard with Tight Back No Cushion Standard												
		Attached Back Cushion					add		<b>100</b>					



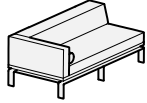
630-66T

### Low Back, Sofa, Tight Back, Bolsters, Arms

Single Upholstery	yds	sqft	
	<b>9</b>	<b>162</b>	
-----			
Multiple Upholstery	Body	<b>8</b>	<b>144</b>
	Bolsters	<b>1</b>	<b>18</b>
-----			
Outer Width		<b>66"</b>	
Outer Depth		<b>33"</b>	
Outer Height		<b>25"</b>	
Seat Height		<b>15.5"</b>	
Seat Depth		<b>21.5"</b>	
Arm Height		<b>25"</b>	
Width between Arms		<b>56"</b>	
Carton Weight		<b>312 lbs</b>	
Carton Volume		<b>41 cu ft</b>	

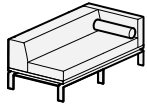
COM	COL	MB LEATHER			GRADE-IN FABRICS									
		A	B	C	1	2	3	4	5	6	7	8	9	
<b>7660</b>	<b>8426</b>	<b>10179</b>	<b>10536</b>	<b>10900</b>	<b>8218</b>	<b>8398</b>	<b>8578</b>	<b>8758</b>	<b>8938</b>	<b>9118</b>	<b>9298</b>	<b>9478</b>	<b>9658</b>	
METAL BASE		Standard in Powder Coat						GSA SIN 7116						
-----														
PLATFORM IN METAL OR WOOD		Standard in Powder Coat												See <a href="#">Materials &amp; Finishes</a> on page 15
		Ash					add		<b>0</b>			✓ SCS Certified Indoor Advantage Gold		
		Maple					add		<b>120</b>					
SEAT HEIGHT		Standard with 15.5" Standard SH												
		Raise SH to 17.5"					add		<b>80</b>					
BACK CUSHIONS		Standard with Tight Back No Cushions Standard												
		Attached Back Cushions					add		<b>200</b>					

## Low Back, Chaise, Tight Back, Bolster, Arm



630-66CTLAF

Single Upholstery	yds	sqft
	<b>7.5</b>	<b>135</b>
-----		
Multiple Upholstery	Body	<b>7 126</b>
	Bolster	<b>0.75 14</b>



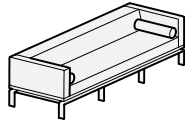
630-66CTRAF

Outer Width	<b>66"</b>
Outer Depth	<b>33"</b>
Outer Height	<b>25"</b>
Seat Height	<b>15.5"</b>
Arm Height	<b>25"</b>
Carton Weight	<b>437 lbs</b>
Carton Volume	<b>64 cu ft</b>

COM	COL	MB LEATHER			GRADE-IN FABRICS								
		A	B	C	1	2	3	4	5	6	7	8	9
<b>7544</b>	<b>8298</b>	<b>9643</b>	<b>9940</b>	<b>10244</b>	<b>8009</b>	<b>8159</b>	<b>8309</b>	<b>8459</b>	<b>8609</b>	<b>8759</b>	<b>8909</b>	<b>9059</b>	<b>9209</b>

METAL BASE	Standard in Powder Coat	GSA SIN 7116
-----		
PLATFORM IN METAL OR WOOD	Standard in Powder Coat	See <a href="#">Materials &amp; Finishes</a> on page 15
	Ash	add <b>0</b>
	Maple	add <b>120</b>
-----		
SEAT HEIGHT	Standard with 15.5" Standard SH	
	Raise SH to 17.5"	add <b>80</b>
-----		
BACK CUSHIONS	Standard with Tight Back No Cushions Standard	
	Attached Back Cushions	add <b>200</b>

## Low Back, Sofa, Tight Back, Bolsters, Arms



630-99T

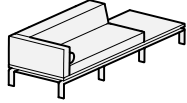
Single Upholstery	yds	sqft
	<b>11</b>	<b>198</b>
-----		
Multiple Upholstery	Body	<b>10 180</b>
	Bolster	<b>1 18</b>

Outer Width	<b>99"</b>
Outer Depth	<b>33"</b>
Outer Height	<b>25"</b>
Seat Height	<b>15.5"</b>
Seat Depth	<b>21.5"</b>
Arm Height	<b>25"</b>
Width between Arms	<b>89"</b>
Carton Weight	<b>482 lbs</b>
Carton Volume	<b>64 cu ft</b>

COM	COL	MB LEATHER			GRADE-IN FABRICS								
		A	B	C	1	2	3	4	5	6	7	8	9
<b>10517</b>	<b>11569</b>	<b>13596</b>	<b>14032</b>	<b>14477</b>	<b>11199</b>	<b>11419</b>	<b>11639</b>	<b>11859</b>	<b>12079</b>	<b>12299</b>	<b>12519</b>	<b>12739</b>	<b>12959</b>

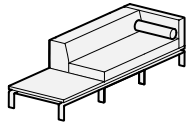
METAL BASE	Standard in Powder Coat	GSA SIN 7116
-----		
PLATFORM IN METAL OR WOOD	Standard in Powder Coat	See <a href="#">Materials &amp; Finishes</a> on page 15
	Ash	add <b>0</b>
	Maple	add <b>180</b>
-----		
SEAT HEIGHT	Standard with 15.5" Standard SH	
	Raise SH to 17.5"	add <b>120</b>
-----		
BACK CUSHIONS	Standard with Tight Back No Cushions Standard	
	Attached Back Cushions	add <b>300</b>

## Low Back, Sofa, Tight Back, Bolster, Table, Arm



631-99CTLAF

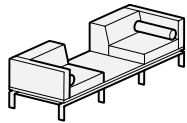
Single Upholstery	yds	sqft
	<b>7.5</b>	<b>135</b>
-----		
Outer Width	<b>99"</b>	
Outer Depth	<b>33"</b>	
Outer Height	<b>25"</b>	
Seat Height	<b>15.5"</b>	
Seat Depth	<b>21.5"</b>	
Carton Weight	<b>430 lbs</b>	
Carton Volume	<b>64 cu ft</b>	



631-99CTRAF

COM	COL	MB LEATHER			GRADE-IN FABRICS								
		A	B	C	1	2	3	4	5	6	7	8	9
<b>10199</b>	<b>11219</b>	<b>12298</b>	<b>12595</b>	<b>12899</b>	<b>10664</b>	<b>10814</b>	<b>10964</b>	<b>11114</b>	<b>11264</b>	<b>11414</b>	<b>11564</b>	<b>11714</b>	<b>118</b>
METAL BASE		Standard in Powder Coat						GSA SIN 7116					
PLATFORM IN METAL OR WOOD		Standard in Powder Coat						See <a href="#">Materials &amp; Finishes</a> on page 15					
		Ash				add		<b>0</b>		✓ SCS Certified Indoor Advantage Gold			
		Maple				add		<b>180</b>					
INSET TABLE / METAL PLATFORM AS BASE		Ash				add		<b>200</b>					
		Maple				add		<b>200</b>					
		Marble and Granite				add		<b>500</b>					
		Glass				add		<b>500</b>					
SEAT HEIGHT		Standard with 15.5" Standard SH											
		Raise SH to 17.5"						add		<b>120</b>			

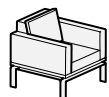
## Low Back, Sofa, Bridge Table, Bolsters, Arms



631-99BT

Single Upholstery	yds	sqft
	<b>10</b>	<b>180</b>
-----		
Multiple Upholstery	2 Bolsters Body	<b>2 36</b>
		<b>7.5 135</b>
-----		
Outer Width	<b>99"</b>	
Outer Depth	<b>33"</b>	
Outer Height	<b>25"</b>	
Seat Height	<b>15.5"</b>	
Seat Depth	<b>21.5"</b>	
Arm Height	<b>25"</b>	
Carton Weight	<b>442 lbs</b>	
Carton Volume	<b>64 cu ft</b>	

COM	COL	MB LEATHER			GRADE-IN FABRICS								
		A	B	C	1	2	3	4	5	6	7	8	9
<b>10486</b>	<b>11535</b>	<b>13285</b>	<b>13681</b>	<b>14086</b>	<b>11106</b>	<b>11306</b>	<b>11506</b>	<b>11706</b>	<b>11906</b>	<b>12106</b>	<b>12306</b>	<b>12506</b>	<b>1</b>
METAL BASE		Standard in Powder Coat						GSA SIN 7116					
		Chrome						add		<b>290</b>			
PLATFORM IN METAL OR WOOD		Standard in Powder Coat						See <a href="#">Materials &amp; Finishes</a> on page 15					
		Ash				add		<b>0</b>		✓ SCS Certified Indoor Advantage Gold			
		Maple				add		<b>180</b>					
INSET TABLE / METAL PLATFORM AS BASE		Ash				add		<b>200</b>					
		Maple				add		<b>200</b>					
		Marble and Granite				add		<b>500</b>					
		Glass				add		<b>500</b>					
SEAT HEIGHT		Standard with 15.5" Standard SH											




633-01

### High Back, Chair, Arms

Single Upholstery		yds	sqft
		<b>5.25</b>	<b>95</b>
*****			
Multiple Upholstery	Body	<b>4.5</b>	<b>81</b>
	Back Cushions	<b>1</b>	<b>18</b>
*****			
Outer Width		<b>33"</b>	
Outer Depth		<b>33"</b>	
Outer Height		<b>33.5"</b>	
Seat Height		<b>17.5"</b>	
Seat Depth		<b>22.5"</b>	
Arm Height		<b>27"</b>	
Width between Arms		<b>23"</b>	
Carton Weight		<b>176 lbs</b>	
Carton Volume		<b>28 cu ft</b>	

COM	COL	MB LEATHER			GRADE-IN FABRICS								
		A	B	C	1	2	3	4	5	6	7	8	9
<b>4040</b>	<b>4444</b>	<b>5509</b>	<b>5717</b>	<b>5930</b>	<b>4366</b>	<b>4471</b>	<b>4576</b>	<b>4681</b>	<b>4786</b>	<b>4891</b>	<b>4996</b>	<b>5101</b>	<b>5206</b>
METAL BASE		Standard in Powder Coat							GSA SIN 71116				
*****													
PLATFORM IN METAL OR WOOD		Standard in Powder Coat							See <a href="#">Materials &amp; Finishes</a> on page 15				
		Ash				add		<b>0</b>		✓ SCS Certified Indoor Advantage Gold			
		Maple				add		<b>60</b>					
SEAT HEIGHT		Standard with 17.5" Standard SH											
		Lower SH to 15.5"							add		<b>40</b>		

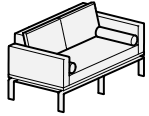


633-03

### High Back, Chair, Armless, Attached Cushion

Single Upholstery		yds	sqft
		<b>4.75</b>	<b>86</b>
*****			
Multiple Upholstery	Body	<b>4.5</b>	<b>81</b>
	Back Cushions	<b>1</b>	<b>18</b>
*****			
Outer Width		<b>33"</b>	
Outer Depth		<b>33"</b>	
Outer Height		<b>33.5"</b>	
Seat Height		<b>17.5"</b>	
Seat Depth		<b>20.5"</b>	
Carton Weight		<b>170 lbs</b>	
Carton Volume		<b>28 cu ft</b>	

COM	COL	MB LEATHER			GRADE-IN FABRICS								
		A	B	C	1	2	3	4	5	6	7	8	9
<b>3881</b>	<b>4269</b>	<b>5211</b>	<b>5399</b>	<b>5591</b>	<b>4176</b>	<b>4271</b>	<b>4366</b>	<b>4461</b>	<b>4556</b>	<b>4651</b>	<b>4746</b>	<b>4841</b>	<b>4936</b>
METAL BASE		Standard in Powder Coat							GSA SIN 71116				
*****													
PLATFORM IN METAL OR WOOD		Standard in Powder Coat							See <a href="#">Materials &amp; Finishes</a> on page 15				
		Ash				add		<b>0</b>		✓ SCS Certified Indoor Advantage Gold			
		Maple				add		<b>60</b>					
SEAT HEIGHT		Standard with 17.5" Standard SH											
		Lower SH to 15.5"							add		<b>40</b>		



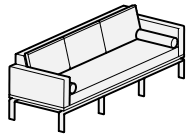
633-66

### High Back, Sofa, Bolsters, Arm

Single Upholstery		yds	sqft
		<b>11</b>	<b>198</b>
*****			
Multiple Upholstery	Body	<b>8.5</b>	<b>153</b>
	Back Cushions	<b>2</b>	<b>36</b>
	Bolsters	<b>1</b>	<b>18</b>
*****			
Outer Width		<b>66"</b>	
Outer Depth		<b>33"</b>	
Outer Height		<b>33.5"</b>	
Seat Height		<b>17.5"</b>	
Seat Depth		<b>20.5"</b>	
Arm Height		<b>27"</b>	
Carton Weight		<b>348 lbs</b>	
Carton Volume		<b>49 cu ft</b>	

		MB LEATHER			GRADE-IN FABRICS								
COM	COL	A	B	C	1	2	3	4	5	6	7	8	9
<b>7776</b>	<b>8554</b>	<b>10855</b>	<b>11291</b>	<b>11736</b>	<b>8458</b>	<b>8678</b>	<b>8898</b>	<b>9118</b>	<b>9338</b>	<b>9558</b>	<b>9778</b>	<b>9998</b>	<b>10218</b>

METAL BASE	Standard in Powder Coat												GSA SIN 71116	
*****														
PLATFORM IN METAL OR WOOD	Standard in Powder Coat													See <a href="#">Materials &amp; Finishes</a> on page 15
	Ash													✓ SCS Certified Indoor Advantage Gold
	Maple													
*****														
SEAT HEIGHT	Standard with 17.5" Standard SH													
	Lower SH to 15.5"													add <b>80</b>



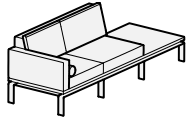
633-99

### High Back, Sofa, Bolsters, Arms

Single Upholstery		yds	sqft
		<b>15</b>	<b>270</b>
*****			
Multiple Upholstery	Body	<b>11.5</b>	<b>207</b>
	Back Cushions	<b>2.75</b>	<b>50</b>
	Bolsters	<b>1</b>	<b>18</b>
*****			
Outer Width		<b>99"</b>	
Outer Depth		<b>33"</b>	
Outer Height		<b>33.5"</b>	
Seat Height		<b>17.5"</b>	
Seat Depth		<b>20.5"</b>	
Arm Height		<b>27"</b>	
Width between Arms		<b>89"</b>	
Carton Weight		<b>536 lbs</b>	
Carton Volume		<b>78 cu ft</b>	

		MB LEATHER			GRADE-IN FABRICS							
COM	COL	A	B	C	1	2	3	4	5	6	7	8
<b>10772</b>	<b>11849</b>	<b>14971</b>	<b>15565</b>	<b>16172</b>	<b>11702</b>	<b>12002</b>	<b>12302</b>	<b>12602</b>	<b>12902</b>	<b>13202</b>	<b>13502</b>	<b>13802</b>

METAL BASE	Standard in Powder Coat													GSA SIN 71116
*****														
PLATFORM IN METAL OR WOOD	Standard in Powder Coat													See <a href="#">Materials &amp; Finishes</a> on page 15
	Ash													✓ SCS Certified Indoor Advantage Gold
	Maple													add <b>180</b>
*****														
SEAT HEIGHT	Standard with 17.5" Standard SH													
	Lower SH to 15.5"													add <b>120</b>

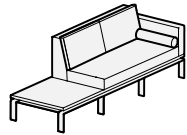


634-99CLAF

### High Back, Chaise, Table, Bolster, Arm

Single Upholstery		yds	sqft
		<b>10</b>	<b>180</b>
Multiple Upholstery	Body	<b>8.5</b>	<b>153</b>
	Back Cushions	<b>2</b>	<b>36</b>
	Bolster	<b>1</b>	<b>18</b>

Outer Width	<b>99"</b>
Outer Depth	<b>33"</b>
Outer Height	<b>33.5"</b>
Seat Height	<b>17.5"</b>
Arm Height	<b>27"</b>
Carton Weight	<b>533 lbs</b>
Carton Volume	<b>78 cu ft</b>




634-99CRAF

### High Back, Sofa, Bridge Table, Armless

Single Upholstery		yds	sqft
		<b>9.75</b>	<b>176</b>
Multiple Upholstery	Body	<b>8.5</b>	<b>153</b>
	Back Cushions	<b>2</b>	<b>36</b>

Outer Width	<b>99"</b>
Outer Depth	<b>33"</b>
Outer Height	<b>33.5"</b>
Seat Height	<b>17.5"</b>
Seat Depth	<b>20.5"</b>
Carton Weight	<b>466 lbs</b>
Carton Volume	<b>78 cu ft</b>




634-99ABT

COM	COL	MB LEATHER			GRADE-IN FABRICS								
		A	B	C	1	2	3	4	5	6	7	8	9
<b>10720</b>	<b>11792</b>	<b>13519</b>	<b>13915</b>	<b>14320</b>	<b>11340</b>	<b>11540</b>	<b>11740</b>	<b>11940</b>	<b>12140</b>	<b>12340</b>	<b>12540</b>	<b>12740</b>	<b>12940</b>
METAL BASE		Standard in Powder Coat						GSA SIN 71116					
PLATFORM IN METAL OR WOOD		Standard in Powder Coat						See <a href="#">Materials &amp; Finishes</a> on page 15					
		Ash						add <b>0</b>					
		Maple						add <b>180</b>					
INSET TABLE / METAL PLATFORM AS BASE		Ash			Maple			Marble and Granite			Glass		
					add <b>200</b>			add <b>200</b>			add <b>500</b>		
					add <b>500</b>			add <b>500</b>					
SEAT HEIGHT		Standard with 17.5" Standard SH											
		Lower SH to 15.5"						add <b>120</b>					

COM	COL	MB LEATHER			GRADE-IN FABRICS								
		A	B	C	1	2	3	4	5	6	7	8	9
<b>10265</b>	<b>11292</b>	<b>12994</b>	<b>13380</b>	<b>13775</b>	<b>10870</b>	<b>11065</b>	<b>11260</b>	<b>11455</b>	<b>11650</b>	<b>11845</b>	<b>12040</b>	<b>12235</b>	<b>12430</b>
METAL BASE		Standard in Powder Coat						GSA SIN 71116					
PLATFORM IN METAL OR WOOD		Standard in Powder Coat						See <a href="#">Materials &amp; Finishes</a> on page 15					
		Ash						add <b>0</b>					
		Maple						add <b>180</b>					
INSET TABLE / METAL PLATFORM AS BASE		Ash			Maple			Marble and Granite			Glass		
					add <b>200</b>			add <b>200</b>			add <b>500</b>		
					add <b>500</b>			add <b>500</b>					
SEAT HEIGHT		Standard with 17.5" Standard SH											
		Lower SH to 15.5"						add <b>120</b>					





634-99BT

## High Back, Sofa, Bridge Table, Bolsters, Arms

Single Upholstery		yds	sqft
		<b>11.5</b>	<b>207</b>

Multiple Upholstery	Body	<b>8.5</b>	<b>153</b>
	Back Cushions	<b>2</b>	<b>36</b>
	Bolsters	<b>1</b>	<b>18</b>

Outer Width	<b>99"</b>
Outer Depth	<b>33"</b>
Outer Height	<b>33.5"</b>
Seat Height	<b>17.5"</b>
Seat Depth	<b>20.5"</b>
Arm Height	<b>27"</b>
Carton Weight	<b>478 lbs</b>
Carton Volume	<b>78 cu ft</b>

COM	COL	MB LEATHER			GRADE-IN FABRICS								
		A	B	C	1	2	3	4	5	6	7	8	9
<b>10554</b>	<b>11609</b>	<b>13773</b>	<b>14228</b>	<b>14694</b>	<b>11267</b>	<b>11497</b>	<b>11727</b>	<b>11957</b>	<b>12187</b>	<b>12417</b>	<b>12647</b>	<b>12877</b>	<b>13107</b>

METAL BASE	Standard in Powder Coat	GSA SIN 7116
------------	-------------------------	--------------

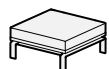
PLATFORM IN METAL OR WOOD	Standard in Powder Coat	
	Ash	add <b>0</b>
	Maple	add <b>180</b>

INSET TABLE / METAL PLATFORM AS BASE	Ash	add <b>200</b>
	Maple	add <b>200</b>
	Marble and Granite	add <b>500</b>
	Glass	add <b>500</b>

SEAT HEIGHT	Standard with 17.5" Standard SH	
	Lower SH to 15.5"	add <b>120</b>

See [Materials & Finishes](#) on page 15

✓ SCS Certified Indoor Advantage Gold



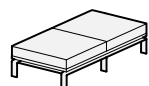
630-330

## Bench

Single Upholstery	yds	sqft
	<b>2</b>	<b>36</b>
.....		
Outer Width		<b>33"</b>
Outer Depth		<b>33"</b>
Outer Height		<b>15.5"</b>
Carton Weight		<b>119 lbs</b>
Carton Volume		<b>14 cu ft</b>

		MB LEATHER			GRADE-IN FABRICS								
COM	COL	A	B	C	1	2	3	4	5	6	7	8	9
<b>3110</b>	<b>3421</b>	<b>3670</b>	<b>3749</b>	<b>3830</b>	<b>3234</b>	<b>3274</b>	<b>3314</b>	<b>3354</b>	<b>3394</b>	<b>3434</b>	<b>3474</b>	<b>3514</b>	<b>3554</b>
METAL BASE		Standard in Powder Coat						GSA SIN 71116					
.....													
PLATFORM IN METAL OR WOOD		Standard in Powder Coat						See <a href="#">Materials &amp; Finishes</a> on page 15					
		Ash				add		<b>0</b>					
		Maple				add		<b>60</b>					
SEAT HEIGHT		Standard with 15.5" Standard SH											
		Raise SH to 17.5"						add		<b>40</b>			

See [Materials & Finishes](#) on page 15  
 ✓ SCS Certified Indoor Advantage Gold



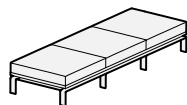
630-66B

## Bench, 66" Bench

Single Upholstery	yds	sqft
	<b>4</b>	<b>72</b>
.....		
Outer Width		<b>66"</b>
Outer Depth		<b>33"</b>
Outer Height		<b>15.5"</b>
Seat Height		<b>15.5"</b>
Carton Weight		<b>230 lbs</b>
Carton Volume		<b>25 cu ft</b>

		MB LEATHER			GRADE-IN FABRICS								
COM	COL	A	B	C	1	2	3	4	5	6	7	8	9
<b>6536</b>	<b>7190</b>	<b>7656</b>	<b>7814</b>	<b>7976</b>	<b>6784</b>	<b>6864</b>	<b>6944</b>	<b>7024</b>	<b>7104</b>	<b>7184</b>	<b>7264</b>	<b>7344</b>	<b>7424</b>
METAL BASE		Standard in Powder Coat						GSA SIN 71116					
.....													
PLATFORM IN METAL OR WOOD		Standard in Powder Coat						See <a href="#">Materials &amp; Finishes</a> on page 15					
		Ash				add		<b>0</b>					
		Maple				add		<b>120</b>					
SEAT HEIGHT		Standard with 15.5" Standard SH											
		Raise SH to 17.5"						add		<b>40</b>			

See [Materials & Finishes](#) on page 15  
 ✓ SCS Certified Indoor Advantage Gold



630-99B

## Bench, 99" Bench

Single Upholstery	yds	sqft
	<b>6</b>	<b>108</b>
.....		
Outer Width		<b>99"</b>
Outer Depth		<b>33"</b>
Outer Height		<b>15.5"</b>
Seat Height		<b>15.5"</b>
Carton Weight		<b>345 lbs</b>
Carton Volume		<b>37 cu ft</b>

		MB LEATHER			GRADE-IN FABRICS								
COM	COL	A	B	C	1	2	3	4	5	6	7	8	9
<b>9078</b>	<b>9986</b>	<b>10757</b>	<b>10995</b>	<b>11238</b>	<b>9450</b>	<b>9570</b>	<b>9690</b>	<b>9810</b>	<b>9930</b>	<b>10050</b>	<b>10170</b>	<b>10290</b>	<b>10410</b>
METAL BASE		Standard in Powder Coat						GSA SIN 71116					
PLATFORM IN METAL OR WOOD		Standard in Powder Coat											
		Ash				add		<b>0</b>					
		Maple				add		<b>180</b>					
SEAT HEIGHT		Standard with 15.5" Standard SH											
		Raise SH to 17.5"						add		<b>40</b>			

See [Materials & Finishes](#) on page 15

✓ SCS Certified Indoor Advantage Gold



635-33T

Table, Square, High

Outer Width	33"
Outer Depth	33"
Outer Height	13"
Carton Weight	98 lbs
Carton Volume	10 cu ft

VENEER			
Ash	Maple	Glass	Stone
3587	3587	4849	4532
TABLE TOP		Standard in Ash Veneer	GSA SIN 71116
PLATFORM		Standard in Powder Coat	See <a href="#">Materials &amp; Finishes</a> on page 15
METAL BASE		Standard in Powder Coat	✓ SCS Certified Indoor Advantage Gold

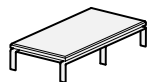


635-33TB

Table, Square Block, High, Single Piece

Outer Width	33"
Outer Depth	33"
Outer Height	13"
Carton Weight	65 lbs
Carton Volume	10 cu ft

VENEER			
Ash	Maple		
3068	3068		
TABLE TOP		Standard in Ash Veneer	GSA SIN 71116
METAL BASE		Standard in Powder Coat	See <a href="#">Materials &amp; Finishes</a> on page 15
			✓ SCS Certified Indoor Advantage Gold



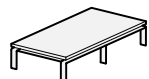
635-66T

### Table, Rectangle, High

Outer Width	<b>66"</b>
Outer Depth	<b>33"</b>
Outer Height	<b>13"</b>
Carton Weight	<b>188 lbs</b>
Carton Volume	<b>19 cu ft</b>

VENEER			
Ash	Maple	Glass	Stone
<b>7175</b>	<b>7175</b>	<b>9413</b>	<b>9508</b>

TABLE TOP	Standard in Ash Veneer	GSA SIN 71116
PLATFORM	Standard in Powder Coat	See <a href="#">Materials &amp; Finishes</a> on page 15
METAL BASE	Standard in Powder Coat	✓ SCS Certified Indoor Advantage Gold



635-66TB

### Table, Rectangle Block, High, Single Piece

Outer Width	<b>66"</b>
Outer Depth	<b>33"</b>
Outer Height	<b>13"</b>
Carton Weight	<b>128 lbs</b>
Carton Volume	<b>19 cu ft</b>

VENEER	
Ash	Maple
<b>5786</b>	<b>5786</b>

TABLE TOP	Standard in Ash Veneer	GSA SIN 71116
METAL BASE	Standard in Powder Coat	See <a href="#">Materials &amp; Finishes</a> on page 15
		✓ SCS Certified Indoor Advantage Gold

## Notes

---

### Metal Base

.375" Steel

Standard: Powder Coat (Specify Martin Brattrud color)

[View Powder Coat - Metallics](#)

[View Powder Coat - Neutrals](#)

[View Powder Coat - Color](#)

Custom Powder Coat Finish produced upon receipt of a customer supplied RAL# and fee of \$285 Net, with a minimum order of 10.

Premium: Polished Chrome (**PC**) or Brushed Chrome (**BC**)

### Platform

Metal or Wood Platform

Standard Metal: Powder Coat (Specify Martin Brattrud color)

Standard Wood: Ash Veneer

Premium: Maple Veneer

[View Ash Wood Standard Finishes](#)

[View Maple Wood Standard Finishes](#)

(Specify Martin Brattrud Steel or Wood Finishes)

Custom Wood Finish produced upon receipt of a customer's approved sample match and fee of \$150 Net for each unique finish per order.

### Table Top

Standard: Ash Veneer

Premium: Maple Veneer






































(Specify Martin Brattrud Wood Finishes)

Premium: Glass Sandblasted Bottom Starphire (**SBS**), .75" thick

Premium: Black Granite (**BG**) or Carrara Marble (**CM**), .75" thick

(Stone tops are natural materials with fissures, color and patterns being inherent.)

## Materials & Finishes

Metal	<b>POWDER COAT - COLOR</b>	 CLD Cloud	 CMT Cement	 MTL Gunmetal	 FLX Flax	 FST Firesticks	 SEA Deep Sea
		 VBG Vandenberg					
	<b>POWDER COAT - NEUTRALS</b>	 SRG Sugar Gloss	 SGM Sugar Matte	 CBG Carbon Gloss	 CBN Carbon Matte		
	<b>POWDER COAT - METALLICS</b>	 SIL Silver	 LD Lead	 BRZ Bronze			
Wood	<b>ASH</b>	 ASH1 Shoji	 ASH2 Cinder	 ASH3 Storm	 ASH4 DirtyMartini	 ASH5 Terracotta	 ASH6 Cove
		 ASH7 Jalama	 ASH8 Natural	 ASH9 Coal			
	<b>MAPLE</b>	 MAP1 Bright	 MAP2 Natural	 MAP3 Auburn	 MAP4 Fawn	 MAP5 Java	 MAP6 Royal
		 MAP7 Espresso	 MAP8 Iron	 MAP9 Ebony			
Stone	<b>MARBLE AND GRANITE</b>	 CM Carrara Marble	 BG Black Granite				
Glass	<b>GLASS</b>	 SBS Starphire Glass, Bottom Sandblased					
Metal (Old)	<b>CHROME</b>	 Polished	 Brushed				

## Notes

SEE FINISHES ONLINE

**WOOD:** <https://martinbrattrud.com/Wood>

**METAL & PAINT:** <https://martinbrattrud.com/Metal>

**CORIAN®:** <https://martinbrattrud.com/Corian®>

**STONE:** <https://martinbrattrud.com/Stone>

**qs** = QUICKSHIP 15

Qualifying QuickShip 15 orders are made-to-order and shipped within 15 days. All accepted QuickShip 15 purchase orders are for standard, non-modified styles only. Please note that only select sub-styles qualify. All table laminates are excluded. Please contact your representative for banquette limitations.

The usage of Martin Brattrud black leathers or Martin Brattrud black faux leathers will ship 15 working days from receipt of order. Camira, Designtex, Knoll Textiles, Maharam, Unika Vaev, or COM/COL will ship 15 working days from receipt of approved textiles or leathers.

Some restrictions apply. See Program Terms for complete details at [martinbrattrud.com/quickship15](https://martinbrattrud.com/quickship15)