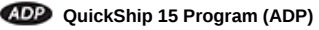
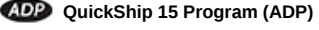
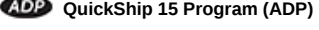
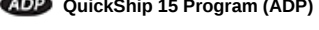
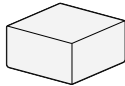














Style		COM COL		MB Leather Grade			Fabric Grades				MB Masquerade					Fabric Yardage	Sq. Ft. Leather	Dimensions					
		A	B	C	1	2	3	4	5	6	7	8	9										
Q-Bitz 3255-02S	Benches Small Square	1127	1240	1687	1766	1847	1251	1291	1331	1371	1411	1451	1491	1531	1571	2	36	OW	18				
																			OD	18			
																			OH	18			
		Base			• Standard: Black Wood Base																		
		Enhancements			• Base: On Casters (CA) or Wood Legs (WL), add \$110																		
																							
															Cartoned Wt. (lbs.)	30							
															Cartoned Vol. (cu.ft.)	5							
GSA SIN 711-16																							
Q-Bitz 3255-02LS	Benches Large Square	1410	1551	2390	2528	2670	1627	1697	1767	1837	1907	1977	2047	2117	2187	3.5	63	OW	36				
																			OD	36			
																			OH	18			
		Base			• Standard: Black Wood Base																		
		Enhancements			• Base: On Casters (CA) or Wood Legs (WL), add \$110																		
																							
															Cartoned Wt. (lbs.)	62							
															Cartoned Vol. (cu.ft.)	17							
GSA SIN 711-16																							
Q-Bitz 3255-02R	Benches Rectangle	1310	1441	2150	2269	2390	1496	1556	1616	1676	1736	1796	1856	1916	1976	3	54	OW	36				
																			OD	18			
																			OH	18			
		Base			• Standard: Black Wood Base																		
		Enhancements			• Base: On Casters (CA) or Wood Legs (WL), add \$110																		
																							
															Cartoned Wt. (lbs.)	46							
															Cartoned Vol. (cu.ft.)	10							
GSA SIN 711-16																							
Q-Bitz 3255-03RT	Benches Rectangle Tablet	2063	2269	2903	3022	3143	2249	2309	2369	2429	2489	2549	2609	2669	2729	3	54	OW	36				
																			OD	18			
																			OH	18			
		Base			• Standard: Black Wood Base																		
		Enhancements			• Base: On Casters (CA) or Wood Legs (WL), add \$110																		
																							
															Cartoned Wt. (lbs.)	52							
															Cartoned Vol. (cu.ft.)	10							
GSA SIN 711-16																							



Style	COM	COL	MB Leather Grade			Fabric Grades			MB Masquerade									Fabric Yardage	Sq. Ft. Leather	Dimensions	
			A	B	C	1	2	3	4	5	6	7	8	9							
Q-Bitz 3255-04RM	Benches Rectangle	1699	1869	2539	2658	2779	1885	1945	2005	2065	2125	2185	2245	2305	2365	3	54	OW 48 OD 22 OH 18			
																					
																Metal Legs					
																<ul style="list-style-type: none"> Standard: Polished Chrome No Charge Opton: Brushed Chrome (Specify Martin Bratrud finish)					
																Cartoned Wt. (lbs.)		61			
																Cartoned Vol. (cu.ft.)		15			
GSA SIN 711-16																					
Q-Bitz 3255-02SC	Benches Small Round	1129	1242	1689	1768	1849	1253	1293	1333	1373	1413	1453	1493	1533	1573	2	36	OW 18 OD 18 OH 18			
																					
																Base					
																<ul style="list-style-type: none"> Standard: Black Wood Base 					
																Enhancements					
																<ul style="list-style-type: none"> Base: On Casters (CA) or Wood Legs (WL), add \$110 					
																		QuickShip 15 Program (ADP)			
																Cartoned Wt. (lbs.)		34			
																Cartoned Vol. (cu.ft.)		6			
GSA SIN 711-16																					
Q-Bitz 3255-04CM	Benches Round	1579	1737	2139	2218	2299	1703	1743	1783	1823	1863	1903	1943	1983	2023	2	36	OW 24 OD 24 OH 18			
																					
																Base					
																<ul style="list-style-type: none"> Standard: Black Wood Base 					
																Enhancements					
																<ul style="list-style-type: none"> Base: On Casters (CA) or Wood Legs (WL), add \$110 					
																Cartoned Wt. (lbs.)		55			
																Cartoned Vol. (cu.ft.)		9			
GSA SIN 711-16																					
Q-Bitz 3255-02LC	Benches Large Round	1551	1706	2531	2669	2811	1768	1838	1908	1978	2048	2118	2188	2258	2328	3.5	63	OW 36 OD 36 OH 18			
																					
																Base					
																<ul style="list-style-type: none"> Standard: Black Wood Base 					
																Enhancements					
																<ul style="list-style-type: none"> Base: On Casters (CA) or Wood Legs (WL), add \$110 					
																		QuickShip 15 Program (ADP)			
																Cartoned Wt. (lbs.)		62			
																Cartoned Vol. (cu.ft.)		17			
GSA SIN 711-16																					



Style		COM		MB Leather Grade			Fabric Grades			MB Masquerade					Fabric Yardage	Sq. Ft. Leather	Dimensions		
		COL	A	B	C	1	2	3	4	5	6	7	8	9			OW	OH	
Q-Bitz 3255-02K	Benches Kidney	1480	1628	2460	2598	2740	1697	1767	1837	1907	1977	2047	2117	2187	2257	3.5	63	OW 36 OD 24 OH 18	
																			
	Base	<ul style="list-style-type: none"> Standard: Black Wood Base 																	
	Enhancements	<ul style="list-style-type: none"> Base: On Casters (CA) or Wood Legs (WL), add \$110 																	
	 QuickShip 15 Program (ADP)																		
GSA SIN 711-16																Cartoned Wt. (lbs.)	46		
																Cartoned Vol. (cu.ft.)	12		
Q-Bitz 3255-02O	Benches Oval	1657	1823	2637	2775	2917	1874	1944	2014	2084	2154	2224	2294	2364	2434	3.5	63	OW 42 OD 24 OH 18	
																			
	Base	<ul style="list-style-type: none"> Standard: Black Wood Base 																	
	Enhancements	<ul style="list-style-type: none"> Base: On Casters (CA) or Wood Legs (WL), add \$110 																	
	 QuickShip 15 Program (ADP)																		
GSA SIN 711-16																Cartoned Wt. (lbs.)	68		
																Cartoned Vol. (cu.ft.)	14		

Q-Bitz Details

Wood Base

Standard in Black
Recessed and 1/2" H

Top Upholstery

Standard: Plain Top
Options:
Cross Stitch Pattern (CS)
Cross Stitch pattern with Button (CSB)
Cross Stitch & Button options not available on Kidney style.