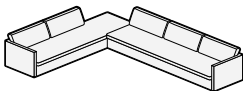
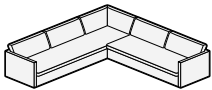
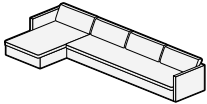
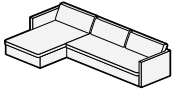
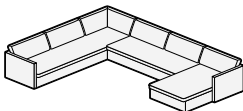
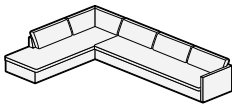
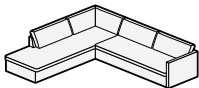
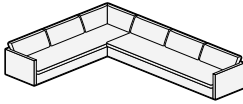


Martin Bratrud Inc.

| Style | COM | COL | MB Leather Grade | | | Fabric Grades | | | MB Mesquitegrade | | | | | | | | | Fabric Yardage | Sq. Ft. Leather | Dimensions | |
|-----------------|--------------------------------|--------------|------------------|--------------|--------------|---------------|--------------|--------------|------------------|--------------|--------------|--------------|--------------|--------------|--------------|------|-----|----------------|---|------------|--|
| | | | A | B | C | 1 | 2 | 3 | 4 | 5 | 6 | 7 | 8 | 9 | | | | | | | |
| Banneker | Sectional - L Shape | 7365 | 8102 | 14363 | 15353 | 16365 | 8915 | 9415 | 9915 | 10365 | 10865 | 11365 | 11865 | 12365 | 12865 | 25 | 450 | OW | 94.5 | | |
| 6400-100 | Chaise Sectional | | | | | | | | | | | | | | | | | OD | 37 | | |
| | | | | | | | | | | | | | | | | | | | OH | 32 | |
| | | | | | | | | | | | | | | | | | | | SH | 17 | |
| | | | | | | | | | | | | | | | | | | | AH | 26 | |
| | | | | | | | | | | | | | | | | | | | SD | 23 | |
| | | | | | | | | | | | | | | | | | | | Footprint: 94.5" x 94.5" | | |
| | | | | | | | | | | | | | | | | | | | Recessed Black Dowel Legs | | |
| | | | | | | | | | | | | | | | | | | | Cushion Fill | | |
| | | | | | | | | | | | | | | | | | | | • Standard: Backs in Trillium, Seats in Trillium with Foam Insert | | |
| | | | | | | | | | | | | | | | | | | | Pillow Option | | |
| | | | | | | | | | | | | | | | | | | | For each 20" Trillium Filled, Knife Edge Pillow, add .75 yds ea and \$125 | | |
| Banneker | Sectional - L Shape | 9146 | 10061 | 17683 | 18891 | 20126 | 11037 | 11647 | 12257 | 12806 | 13416 | 14026 | 14636 | 15246 | 15856 | 30.5 | 549 | OW | 139 | | |
| 6400-130 | Chaise Sectional | | | | | | | | | | | | | | | | | OD | 37 | | |
| | | | | | | | | | | | | | | | | | | | OH | 32 | |
| | | | | | | | | | | | | | | | | | | | SH | 17 | |
| | | | | | | | | | | | | | | | | | | | AH | 26 | |
| | | | | | | | | | | | | | | | | | | | SD | 23 | |
| | | | | | | | | | | | | | | | | | | | Footprint: 139" x 68.5" | | |
| | | | | | | | | | | | | | | | | | | | Recessed Black Dowel Legs | | |
| | | | | | | | | | | | | | | | | | | | Cushion Fill | | |
| | | | | | | | | | | | | | | | | | | | • Standard: Backs in Trillium, Seats in Trillium with Foam Insert | | |
| | | | | | | | | | | | | | | | | | | | Pillow Option | | |
| | | | | | | | | | | | | | | | | | | | For each 20" Trillium Filled, Knife Edge Pillow, add .75 yds ea and \$125 | | |
| Banneker | Sectional - L Shape | 11080 | 12188 | 21996 | 23541 | 25120 | 13498 | 14278 | 15058 | 15760 | 16540 | 17320 | 18100 | 18880 | 19660 | 39 | 702 | OW | 128.5 | | |
| 6400-120 | L Shaped Sectional | | | | | | | | | | | | | | | | | OD | 37 | | |
| | | | | | | | | | | | | | | | | | | | OH | 32 | |
| | | | | | | | | | | | | | | | | | | | SH | 17 | |
| | | | | | | | | | | | | | | | | | | | AH | 26 | |
| | | | | | | | | | | | | | | | | | | | SD | 23 | |
| | | | | | | | | | | | | | | | | | | | Footprint: 128.5" x 128.5" | | |
| | | | | | | | | | | | | | | | | | | | Recessed Black Dowel Legs | | |
| | | | | | | | | | | | | | | | | | | | Cushion Fill | | |
| | | | | | | | | | | | | | | | | | | | • Standard: Backs in Trillium, Seats in Trillium with Foam Insert | | |
| | | | | | | | | | | | | | | | | | | | Pillow Option | | |
| | | | | | | | | | | | | | | | | | | | For each 20" Trillium Filled, Knife Edge Pillow, add .75 yds ea and \$125 | | |
| Banneker | Sectional - L Shape | 13593 | 14952 | 24649 | 26213 | 27813 | 16042 | 16832 | 17622 | 18333 | 19123 | 19913 | 20703 | 21493 | 22283 | 39.5 | 711 | OW | 173 | | |
| 6400-160 | L Sectional with Corner Bumper | | | | | | | | | | | | | | | | | OD | 37 | | |
| | | | | | | | | | | | | | | | | | | | OH | 32 | |
| | | | | | | | | | | | | | | | | | | | SH | 17 | |
| | | | | | | | | | | | | | | | | | | | AH | 26 | |
| | | | | | | | | | | | | | | | | | | | SD | 23 | |
| | | | | | | | | | | | | | | | | | | | Footprint: 173" x 128.5" | | |
| | | | | | | | | | | | | | | | | | | | Recessed Black Dowel Legs | | |
| | | | | | | | | | | | | | | | | | | | Cushion Fill | | |
| | | | | | | | | | | | | | | | | | | | • Standard: Backs in Trillium, Seats in Trillium with Foam Insert | | |
| | | | | | | | | | | | | | | | | | | | Pillow Option | | |
| | | | | | | | | | | | | | | | | | | | For each 20" Trillium Filled, Knife Edge Pillow, add .75 yds ea and \$125 | | |

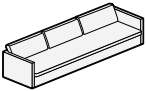
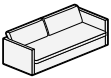
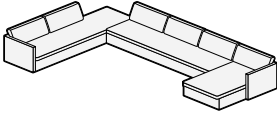
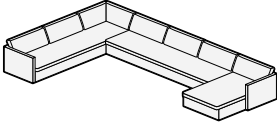


| Style | COM | COL | MB Leather Grade | | | Fabric Grades | | | MB Mesquitegrade | | | | | | Fabric Yardage | Sq. Ft. Leather | Dimensions | | |
|-----------------|------------------------------------|---|------------------|--------------|--------------|---------------|--------------|--------------|------------------|--------------|--------------|--------------|--------------|--------------|----------------|-----------------|------------|-----|-------|
| | | | A | B | C | 1 | 2 | 3 | 4 | 5 | 6 | 7 | 8 | 9 | | | OW | 173 | |
| Banneker | Sectional - L Shape | 11629 | 12792 | 23945 | 25687 | 27469 | 14357 | 15237 | 16117 | 16909 | 17789 | 18669 | 19549 | 20429 | 21309 | 44 | 792 | OW | 173 |
| 6400-150 | L Shaped Sectional | Footprint: 173" x 128.5" | | | | | | | | | | | | | | | | OD | 37 |
| | | Recessed Black Dowel Legs | | | | | | | | | | | | | | | | OH | 32 |
| | | Cushion Fill | | | | | | | | | | | | | | | | SH | 17 |
| | | • Standard: Backs in Trillium, Seats in Trillium with Foam Insert | | | | | | | | | | | | | | | | AH | 26 |
| | | Pillow Option | | | | | | | | | | | | | | | | SD | 23 |
| | | For each 20" Trillium Filled, Knife Edge Pillow, add .75 yds ea and \$125 | | | | | | | | | | | | | | | | | |
| Banneker | Sectional - L Shape | 9708 | 10679 | 18385 | 19613 | 20868 | 11630 | 12250 | 12870 | 13428 | 14048 | 14668 | 15288 | 15908 | 16528 | 31 | 558 | OW | 128.5 |
| 6400-110 | L Shaped Sectional with End Bumper | Footprint: 128.5" x 113" | | | | | | | | | | | | | | | | OD | 37 |
| | | Recessed Black Dowel Legs | | | | | | | | | | | | | | | | OH | 32 |
| | | Cushion Fill | | | | | | | | | | | | | | | | SH | 17 |
| | | • Standard: Backs in Trillium, Seats in Trillium with Foam Insert | | | | | | | | | | | | | | | | AH | 26 |
| | | Pillow Option | | | | | | | | | | | | | | | | SD | 23 |
| | | For each 20" Trillium Filled, Knife Edge Pillow, add .75 yds ea and \$125 | | | | | | | | | | | | | | | | | |
| Banneker | Sectional - L Shape | 12761 | 14037 | 23397 | 24902 | 26441 | 15117 | 15877 | 16637 | 17321 | 18081 | 18841 | 19601 | 20361 | 21121 | 38 | 684 | OW | 173 |
| 6400-140 | L Shaped Sectional with End Bumper | Footprint: 173" x 113" | | | | | | | | | | | | | | | | OD | 37 |
| | | Recessed Black Dowel Legs | | | | | | | | | | | | | | | | OH | 32 |
| | | Cushion Fill | | | | | | | | | | | | | | | | SH | 17 |
| | | • Standard: Backs in Trillium, Seats in Trillium with Foam Insert | | | | | | | | | | | | | | | | AH | 26 |
| | | Pillow Option | | | | | | | | | | | | | | | | SD | 23 |
| | | For each 20" Trillium Filled, Knife Edge Pillow, add .75 yds ea and \$125 | | | | | | | | | | | | | | | | | |
| Banneker | Sectional - U Shape | 15026 | 16529 | 28601 | 30522 | 32486 | 18033 | 19003 | 19973 | 20846 | 21816 | 22786 | 23756 | 24726 | 25696 | 48.5 | 873 | OW | 172.8 |
| 6400-210 | L Sectional with Chaise | Footprint: 179" x 128.5" | | | | | | | | | | | | | | | | OD | 37 |
| | | Recessed Black Dowel Legs | | | | | | | | | | | | | | | | OH | 32 |
| | | Cushion Fill | | | | | | | | | | | | | | | | SH | 17 |
| | | • Standard: Backs in Trillium, Seats in Trillium with Foam Insert | | | | | | | | | | | | | | | | AH | 26 |
| | | Pillow Option | | | | | | | | | | | | | | | | SD | 23 |
| | | For each 20" Trillium Filled, Knife Edge Pillow, add .75 yds ea and \$125 | | | | | | | | | | | | | | | | | |



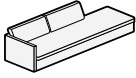
Martin Bratrud Inc.

| Style | COM | COL | MB Leather Grade | | | Fabric Grades | | | | | | | | | Fabric Yardage | Sq. Ft. Leather | Dimensions | | | | | | | | | | | | | | | | | | |
|-----------------|---|--------------|------------------|--------------|--------------|---------------|--------------|--------------|--------------|--------------|--------------|--------------|--------------|--------------|----------------|-----------------|------------|--------|----------------------------------|--|----|----|---|--|--|--|---|---------------------|--|--|--|---|--|--|--|
| | | | A | B | C | 1 | 2 | 3 | 4 | 5 | 6 | 7 | 8 | 9 | | | OW | Length | | | | | | | | | | | | | | | | | |
| Banneker | Sectional - U Shape | 15518 | 17070 | 31192 | 33410 | 35678 | 18990 | 20110 | 21230 | 22238 | 23358 | 24478 | 25598 | 26718 | 27838 | 56 | 1 | OW | 217 | | | | | | | | | | | | | | | | |
| 6400-230 | L Sectional with Chaise | | | | | | | | | | | | | | | | | OD | 37 | | | | | | | | | | | | | | | | |
| | | | | | | | | | | | | | | | | | | | | | OH | 32 | | | | | | | | | | | | | |
| | | | | | | | | | | | | | | | | | | | | | SH | 17 | | | | | | | | | | | | | |
| | | | | | | | | | | | | | | | | | | | | | AH | 26 | | | | | | | | | | | | | |
| | | | | | | | | | | | | | | | | | | | | | SD | 23 | | | | | | | | | | | | | |
| | | | | | | | | | | | | | | | | | | | Footprint: 217" x 128.5" | | | | Recessed Black Dowel Legs | | | | | Cushion Fill | | | | • Standard: Backs in Trillium, Seats in Trillium with Foam Insert | | | |
| | | | | | | | | | | | | | | | | | | | Pillow Option | | | | For each 20" Trillium Filled, Knife Edge Pillow, add .75 yds ea and \$125 | | | | | | | | | | | | |
| Banneker | Sectional - U Shape | 16050 | 17655 | 31165 | 33303 | 35490 | 19398 | 20478 | 21558 | 22530 | 23610 | 24690 | 25770 | 26850 | 27930 | 54 | 972 | OW | 217 | | | | | | | | | | | | | | | | |
| 6400-240 | L Sectional with Corner Bumper and Chaise | | | | | | | | | | | | | | | | | OD | 37 | | | | | | | | | | | | | | | | |
| | | | | | | | | | | | | | | | | | | | | | OH | 32 | | | | | | | | | | | | | |
| | | | | | | | | | | | | | | | | | | | | | SH | 17 | | | | | | | | | | | | | |
| | | | | | | | | | | | | | | | | | | | | | AH | 26 | | | | | | | | | | | | | |
| | | | | | | | | | | | | | | | | | | | | | SD | 23 | | | | | | | | | | | | | |
| | | | | | | | | | | | | | | | | | | | Footprint: 217" x 128.5" | | | | Recessed Black Dowel Legs | | | | | Cushion Fill | | | | • Standard: Backs in Trillium, Seats in Trillium with Foam Insert | | | |
| | | | | | | | | | | | | | | | | | | | Pillow Option | | | | For each 20" Trillium Filled, Knife Edge Pillow, add .75 yds ea and \$125 | | | | | | | | | | | | |
| Banneker | Sofas | 4535 | 4989 | 8873 | 9487 | 10115 | 5496 | 5806 | 6116 | 6395 | 6705 | 7015 | 7325 | 7635 | 7945 | 15.5 | 279 | OW | 94.5 | | | | | | | | | | | | | | | | |
| 6400-020 | Sofa | | | | | | | | | | | | | | | | | OD | 37 | | | | | | | | | | | | | | | | |
| | | | | | | | | | | | | | | | | | | | | | OH | 32 | | | | | | | | | | | | | |
| | | | | | | | | | | | | | | | | | | | | | SH | 17 | | | | | | | | | | | | | |
| | | | | | | | | | | | | | | | | | | | | | AH | 26 | | | | | | | | | | | | | |
| | | | | | | | | | | | | | | | | | | | | | SD | 23 | | | | | | | | | | | | | |
| | | | | | | | | | | | | | | | | | | | Recessed Black Dowel Legs | | | | Cushion Fill | | | | • Standard: Backs in Trillium, Seats in Trillium with Foam Insert | | | | | | | | |
| | | | | | | | | | | | | | | | | | | | Pillow Option | | | | For each 20" Trillium Filled, Knife Edge Pillow, add .75 yds ea and \$125 | | | | | | | | | | | | |
| Banneker | Sofas | 5776 | 6354 | 11584 | 12406 | 13246 | 7063 | 7478 | 7893 | 8266 | 8681 | 9096 | 9511 | 9926 | 10341 | 20.75 | 374 | OW | 139 | | | | | | | | | | | | | | | | |
| 6400-030 | Sofa | | | | | | | | | | | | | | | | | OD | 37 | | | | | | | | | | | | | | | | |
| | | | | | | | | | | | | | | | | | | | | | OH | 32 | | | | | | | | | | | | | |
| | | | | | | | | | | | | | | | | | | | | | SH | 17 | | | | | | | | | | | | | |
| | | | | | | | | | | | | | | | | | | | | | AH | 26 | | | | | | | | | | | | | |
| | | | | | | | | | | | | | | | | | | | | | SD | 23 | | | | | | | | | | | | | |
| | | | | | | | | | | | | | | | | | | | Recessed Black Dowel Legs | | | | Cushion Fill | | | | • Standard: Backs in Trillium, Seats in Trillium with Foam Insert | | | | | | | | |
| | | | | | | | | | | | | | | | | | | | Pillow Option | | | | For each 20" Trillium Filled, Knife Edge Pillow, add .75 yds ea and \$125 | | | | | | | | | | | | |



Martin Brattrud Inc.

| Style | COM | COL | MB Leather Grade | | | Fabric Grades | | | MB Masquerade | | | | | | | | | Fabric Yardage | Sq. Ft. Leather | Dimensions | |
|-----------------------------|----------------------------------|------|------------------|-------|-------|---------------|------|------|---------------|------|------|------|------|------|------|------|-----|----------------|-----------------|------------|--|
| | | | A | B | C | 1 | 2 | 3 | 4 | 5 | 6 | 7 | 8 | 9 | OW | OD | | | | | |
| Banneker 6400-040 | Sofas Sofa with Bumper | 5880 | 6468 | 11058 | 11791 | 12540 | 7027 | 7397 | 7767 | 8100 | 8470 | 8840 | 9210 | 9580 | 9950 | 18.5 | 333 | OW | 125 | | |



Recessed Black Dowel Legs

Cushion Fill

- Standard: Backs in Trillium, Seats in Trillium with Foam Insert

Pillow Option

For each 20" Trillium Filled, Knife Edge Pillow, add .75 yds ea and \$125

Banneker Details

Recessed Black Dowel Legs

Cushion Fill

Standard : Backs in Trillium, Seats in Trillium with Foam Insert

Pillows

20" x 20" Trillium Filled Knife Edge Pillows available.

4 Week Lead Time with Maharam Mode and Merit, Grade 2 Textiles

Specify 1 of 5 colors each from Mode 466337 or Merit 466444.

Mode Colors: -002 Intaglio; -005 Talus; -009 Clavicle; -018 Oriole;
-0035 Jetty

Merit Colors: -001 Trickle; -003 Gunmetal; -023 Kookabuirra;
-038 Goji; -043 Overcast