

Martin Bratrud Inc.

| Style | COM | COL | MB Leather Grade |   |   | Fabric Grades |   |   | MB Masquerade |   |   |   |   |   | Fabric Yardage | Sq. Ft. Leather | Dimensions |  |
|-------|-----|-----|------------------|---|---|---------------|---|---|---------------|---|---|---|---|---|----------------|-----------------|------------|--|
|       |     |     | A                | B | C | 1             | 2 | 3 | 4             | 5 | 6 | 7 | 8 | 9 |                |                 |            |  |

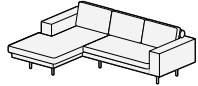
|               |                            |             |             |              |              |              |             |              |              |              |              |              |              |              |              |       |     |    |     |
|---------------|----------------------------|-------------|-------------|--------------|--------------|--------------|-------------|--------------|--------------|--------------|--------------|--------------|--------------|--------------|--------------|-------|-----|----|-----|
| <b>Tulita</b> | <b>Sectional - L Shape</b> | <b>8199</b> | <b>9019</b> | <b>15406</b> | <b>16426</b> | <b>17469</b> | <b>9796</b> | <b>10311</b> | <b>10826</b> | <b>11289</b> | <b>11804</b> | <b>12319</b> | <b>12834</b> | <b>13349</b> | <b>13864</b> | 25.75 | 464 | OW | 104 |
|---------------|----------------------------|-------------|-------------|--------------|--------------|--------------|-------------|--------------|--------------|--------------|--------------|--------------|--------------|--------------|--------------|-------|-----|----|-----|

|          |                  |  |  |  |  |  |  |  |  |  |  |  |  |  |  |  |    |      |
|----------|------------------|--|--|--|--|--|--|--|--|--|--|--|--|--|--|--|----|------|
| 6100-100 | Chaise Sectional |  |  |  |  |  |  |  |  |  |  |  |  |  |  |  | OD | 36.5 |
|----------|------------------|--|--|--|--|--|--|--|--|--|--|--|--|--|--|--|----|------|

**Footprint: 104" x 66.5"**

**Round Metal Legs**

- Standard: Powder Coat Carbon Matte (**CBN**)
  - No Charge Option: Powder Coat (Specify Martin Bratrud Color)
  - Premium Metal Only: 2 Powder Coat Colors, 1 for Bottom 1/3 of leg and 1 for Top 2/3 of leg, add \$480
  - Premium Wood/Metal: Solid Ash for Bottom 2/3 of leg and Metal in Powder Coat Color for Bottom 1/3, add \$560
- (Specify Martin Bratrud Colors and/or Finishes)



|    |    |
|----|----|
| OH | 32 |
| SH | 17 |
| AH | 24 |
| SD | 23 |

**Cushion Fill**

- Standard: Backs in Trillium, Seats in Trillium with Foam Insert

GSA SIN 711-16

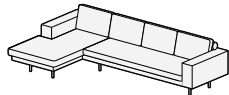
|               |                            |             |              |              |              |              |              |              |              |              |              |              |              |              |              |      |     |    |     |
|---------------|----------------------------|-------------|--------------|--------------|--------------|--------------|--------------|--------------|--------------|--------------|--------------|--------------|--------------|--------------|--------------|------|-----|----|-----|
| <b>Tulita</b> | <b>Sectional - L Shape</b> | <b>9650</b> | <b>10615</b> | <b>18187</b> | <b>19395</b> | <b>20630</b> | <b>11541</b> | <b>12151</b> | <b>12761</b> | <b>13310</b> | <b>13920</b> | <b>14530</b> | <b>15140</b> | <b>15750</b> | <b>16360</b> | 30.5 | 549 | OW | 133 |
|---------------|----------------------------|-------------|--------------|--------------|--------------|--------------|--------------|--------------|--------------|--------------|--------------|--------------|--------------|--------------|--------------|------|-----|----|-----|

|          |                  |  |  |  |  |  |  |  |  |  |  |  |  |  |  |  |    |      |
|----------|------------------|--|--|--|--|--|--|--|--|--|--|--|--|--|--|--|----|------|
| 6100-130 | Chaise Sectional |  |  |  |  |  |  |  |  |  |  |  |  |  |  |  | OD | 36.5 |
|----------|------------------|--|--|--|--|--|--|--|--|--|--|--|--|--|--|--|----|------|

**Footprint: 133" x 66"**

**Round Metal Legs**

- Standard: Powder Coat Carbon Matte (**CBN**)
  - No Charge Option: Powder Coat (Specify Martin Bratrud Color)
  - Premium Metal Only: 2 Powder Coat Colors, 1 for Bottom 1/3 of leg and 1 for Top 2/3 of leg, add \$480
  - Premium Wood/Metal: Solid Ash for Bottom 2/3 of leg and Metal in Powder Coat Color for Bottom 1/3, add \$560
- (Specify Martin Bratrud Colors and/or Finishes)



|    |    |
|----|----|
| OH | 32 |
| SH | 17 |
| AH | 24 |
| SD | 23 |

**Cushion Fill**

- Standard: Backs in Trillium, Seats in Trillium with Foam Insert

GSA SIN 711-16

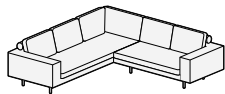
|               |                            |              |              |              |              |              |              |              |              |              |              |              |              |              |              |    |     |    |     |
|---------------|----------------------------|--------------|--------------|--------------|--------------|--------------|--------------|--------------|--------------|--------------|--------------|--------------|--------------|--------------|--------------|----|-----|----|-----|
| <b>Tulita</b> | <b>Sectional - L Shape</b> | <b>10538</b> | <b>11592</b> | <b>20335</b> | <b>21721</b> | <b>23138</b> | <b>12708</b> | <b>13408</b> | <b>14108</b> | <b>14738</b> | <b>15438</b> | <b>16138</b> | <b>16838</b> | <b>17538</b> | <b>18238</b> | 35 | 630 | OW | 104 |
|---------------|----------------------------|--------------|--------------|--------------|--------------|--------------|--------------|--------------|--------------|--------------|--------------|--------------|--------------|--------------|--------------|----|-----|----|-----|

|          |                    |  |  |  |  |  |  |  |  |  |  |  |  |  |  |  |    |      |
|----------|--------------------|--|--|--|--|--|--|--|--|--|--|--|--|--|--|--|----|------|
| 6100-120 | L Shaped Sectional |  |  |  |  |  |  |  |  |  |  |  |  |  |  |  | OD | 36.5 |
|----------|--------------------|--|--|--|--|--|--|--|--|--|--|--|--|--|--|--|----|------|

**Footprint: 104" x 104"**

**Round Metal Legs**

- Standard: Powder Coat Carbon Matte (**CBN**)
  - No Charge Option: Powder Coat (Specify Martin Bratrud Color)
  - Premium Metal Only: 2 Powder Coat Colors, 1 for Bottom 1/3 of leg and 1 for Top 2/3 of leg, add \$480
  - Premium Wood/Metal: Solid Ash for Bottom 2/3 of leg and Metal in Powder Coat Color for Bottom 1/3, add \$560
- (Specify Martin Bratrud Colors and/or Finishes)



|    |    |
|----|----|
| OH | 32 |
| SH | 17 |
| AH | 24 |
| SD | 23 |

**Cushion Fill**

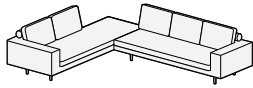
- Standard: Backs in Trillium, Seats in Trillium with Foam Insert

GSA SIN 711-16

Martin Bratrud Inc.

| Style | COM | COL | MB Leather Grade |   |   | Fabric Grades |   |   | MB Masquerade |   |   |   |   |   |  |  |  | Fabric Yardage | Sq. Ft. Leather | Dimensions |  |
|-------|-----|-----|------------------|---|---|---------------|---|---|---------------|---|---|---|---|---|--|--|--|----------------|-----------------|------------|--|
|       |     |     | A                | B | C | 1             | 2 | 3 | 4             | 5 | 6 | 7 | 8 | 9 |  |  |  |                |                 |            |  |

|               |                                |                               |              |              |              |              |              |              |              |              |              |              |              |              |              |    |     |    |      |
|---------------|--------------------------------|-------------------------------|--------------|--------------|--------------|--------------|--------------|--------------|--------------|--------------|--------------|--------------|--------------|--------------|--------------|----|-----|----|------|
| <b>Tulita</b> | <b>Sectional - L Shape</b>     | <b>11826</b>                  | <b>13009</b> | <b>21623</b> | <b>23009</b> | <b>24426</b> | <b>13996</b> | <b>14696</b> | <b>15396</b> | <b>16026</b> | <b>16726</b> | <b>17426</b> | <b>18126</b> | <b>18826</b> | <b>19526</b> | 35 | 630 | OW | 133  |
| 6100-160      | L Sectional with Corner Bumper | <b>Footprint: 133" x 104"</b> |              |              |              |              |              |              |              |              |              |              |              |              |              |    |     | OD | 36.5 |



**Round Metal Legs**

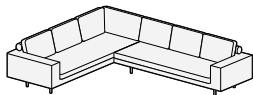
- Standard: Powder Coat Carbon Matte (**CBN**)
- No Charge Option: Powder Coat (Specify Martin Bratrud Color)
- Premium Metal Only: 2 Powder Coat Colors, 1 for Bottom 1/3 of leg and 1 for Top 2/3 of leg, add \$480
- Premium Wood/Metal: Solid Ash for Bottom 2/3 of leg and Metal in Powder Coat Color for Bottom 1/3, add \$560  
(Specify Martin Bratrud Colors and/or Finishes)

**Cushion Fill**

- Standard: Backs in Trillium, Seats in Trillium with Foam Insert

GSA SIN 711-16

|               |                            |                               |              |              |              |              |              |              |              |              |              |              |              |              |              |       |     |    |      |
|---------------|----------------------------|-------------------------------|--------------|--------------|--------------|--------------|--------------|--------------|--------------|--------------|--------------|--------------|--------------|--------------|--------------|-------|-----|----|------|
| <b>Tulita</b> | <b>Sectional - L Shape</b> | <b>11991</b>                  | <b>13190</b> | <b>23117</b> | <b>24691</b> | <b>26301</b> | <b>14456</b> | <b>15251</b> | <b>16046</b> | <b>16761</b> | <b>17556</b> | <b>18351</b> | <b>19146</b> | <b>19941</b> | <b>20736</b> | 39.75 | 716 | OW | 133  |
| 6100-150      | L Shaped Sectional         | <b>Footprint: 133" x 104"</b> |              |              |              |              |              |              |              |              |              |              |              |              |              |       |     | OD | 36.5 |



**Round Metal Legs**

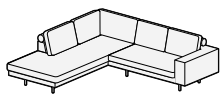
- Standard: Powder Coat Carbon Matte (**CBN**)
- No Charge Option: Powder Coat (Specify Martin Bratrud Color)
- Premium Metal Only: 2 Powder Coat Colors, 1 for Bottom 1/3 of leg and 1 for Top 2/3 of leg, add \$480
- Premium Wood/Metal: Solid Ash for Bottom 2/3 of leg and Metal in Powder Coat Color for Bottom 1/3, add \$560  
(Specify Martin Bratrud Colors and/or Finishes)

**Cushion Fill**

- Standard: Backs in Trillium, Seats in Trillium with Foam Insert

GSA SIN 711-16

|               |                                    |                                |              |              |              |              |              |              |              |              |              |              |              |              |              |      |     |    |      |
|---------------|------------------------------------|--------------------------------|--------------|--------------|--------------|--------------|--------------|--------------|--------------|--------------|--------------|--------------|--------------|--------------|--------------|------|-----|----|------|
| <b>Tulita</b> | <b>Sectional - L Shape</b>         | <b>9126</b>                    | <b>10039</b> | <b>17103</b> | <b>18232</b> | <b>19386</b> | <b>10893</b> | <b>11463</b> | <b>12033</b> | <b>12546</b> | <b>13116</b> | <b>13686</b> | <b>14256</b> | <b>14826</b> | <b>15396</b> | 28.5 | 513 | OW | 104  |
| 6100-110      | L Shaped Sectional with End Bumper | <b>Footprint: 104" x 95.5"</b> |              |              |              |              |              |              |              |              |              |              |              |              |              |      |     | OD | 36.5 |



**Round Metal Legs**

- Standard: Powder Coat Carbon Matte (**CBN**)
- No Charge Option: Powder Coat (Specify Martin Bratrud Color)
- Premium Metal Only: 2 Powder Coat Colors, 1 for Bottom 1/3 of leg and 1 for Top 2/3 of leg, add \$480
- Premium Wood/Metal: Solid Ash for Bottom 2/3 of leg and Metal in Powder Coat Color for Bottom 1/3, add \$560  
(Specify Martin Bratrud Colors and/or Finishes)

**Cushion Fill**

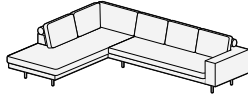
- Standard: Backs in Trillium, Seats in Trillium with Foam Insert

GSA SIN 711-16

Martin Bratrud Inc.

| Style | COM | COL | MB Leather Grade |   |   | Fabric Grades |   |   | MB Masquerade |   |   |   |   |   |    |     |  | Fabric Yardage | Sq. Ft. Leather | Dimensions |  |
|-------|-----|-----|------------------|---|---|---------------|---|---|---------------|---|---|---|---|---|----|-----|--|----------------|-----------------|------------|--|
|       |     |     | A                | B | C | 1             | 2 | 3 | 4             | 5 | 6 | 7 | 8 | 9 | OW | 133 |  |                |                 |            |  |

|               |  |              |              |              |              |              |              |              |              |              |              |              |              |              |              |      |     |      |     |
|---------------|--|--------------|--------------|--------------|--------------|--------------|--------------|--------------|--------------|--------------|--------------|--------------|--------------|--------------|--------------|------|-----|------|-----|
| <b>Tulita</b> | <b>Sectional - L Shape</b>               | <b>10578</b> | <b>11636</b> | <b>19955</b> | <b>21281</b> | <b>22638</b> | <b>12655</b> | <b>13325</b> | <b>13995</b> | <b>14598</b> | <b>15268</b> | <b>15938</b> | <b>16608</b> | <b>17278</b> | <b>17948</b> | 33.5 | 603 | OW   | 133 |
| 6100-140      | L Shaped<br>Sectional with<br>End Bumper |              |              |              |              |              |              |              |              |              |              |              |              |              |              |      | OD  | 36.5 |     |



**Footprint: 133" x 95"**

**Round Metal Legs**

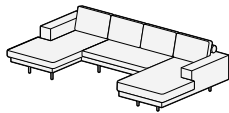
- Standard: Powder Coat Carbon Matte (**CBN**)
- No Charge Option: Powder Coat (Specify Martin Bratrud Color)
- Premium Metal Only: 2 Powder Coat Colors, 1 for Bottom 1/3 of leg and 1 for Top 2/3 of leg, add \$480
- Premium Wood/Metal: Solid Ash for Bottom 2/3 of leg and Metal in Powder Coat Color for Bottom 1/3, add \$560  
(Specify Martin Bratrud Colors and/or Finishes)

**Cushion Fill**

- Standard: Backs in Trillium, Seats in Trillium with Foam Insert

GSA SIN 711-16

|               |                              |              |              |              |              |              |              |              |              |              |              |              |              |              |              |      |     |      |     |
|---------------|------------------------------|--------------|--------------|--------------|--------------|--------------|--------------|--------------|--------------|--------------|--------------|--------------|--------------|--------------|--------------|------|-----|------|-----|
| <b>Tulita</b> | <b>Sectional - U Shape</b>   | <b>10866</b> | <b>11953</b> | <b>21082</b> | <b>22528</b> | <b>24006</b> | <b>13129</b> | <b>13859</b> | <b>14589</b> | <b>15246</b> | <b>15976</b> | <b>16706</b> | <b>17436</b> | <b>18166</b> | <b>18896</b> | 36.5 | 657 | OW   | 133 |
| 6100-200      | U Shaped Chaise<br>Sectional |              |              |              |              |              |              |              |              |              |              |              |              |              |              |      | OD  | 36.5 |     |



**Footprint: 133" x 66"**

**Round Metal Legs**

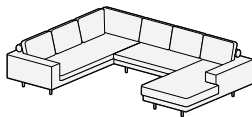
- Standard: Powder Coat Carbon Matte (**CBN**)
- No Charge Option: Powder Coat (Specify Martin Bratrud Color)
- Premium Metal Only: 2 Powder Coat Colors, 1 for Bottom 1/3 of leg and 1 for Top 2/3 of leg, add \$720
- Premium Wood/Metal: Solid Ash for Bottom 2/3 of leg and Metal in Powder Coat Color for Bottom 1/3, add \$840  
(Specify Martin Bratrud Colors and/or Finishes)

**Cushion Fill**

- Standard: Backs in Trillium, Seats in Trillium with Foam Insert

GSA SIN 711-16

|               |                            |              |              |              |              |              |              |              |              |              |              |              |              |              |              |      |     |      |     |
|---------------|----------------------------|--------------|--------------|--------------|--------------|--------------|--------------|--------------|--------------|--------------|--------------|--------------|--------------|--------------|--------------|------|-----|------|-----|
| <b>Tulita</b> | <b>Sectional - U Shape</b> | <b>13549</b> | <b>14904</b> | <b>26284</b> | <b>28086</b> | <b>29929</b> | <b>16370</b> | <b>17280</b> | <b>18190</b> | <b>19009</b> | <b>19919</b> | <b>20829</b> | <b>21739</b> | <b>22649</b> | <b>23559</b> | 45.5 | 819 | OW   | 133 |
| 6100-210      | U Sectional with<br>Chaise |              |              |              |              |              |              |              |              |              |              |              |              |              |              |      | OD  | 36.5 |     |



**Footprint: 133" x 104"**

**Round Metal Legs**

- Standard: Powder Coat Carbon Matte (**CBN**)
- No Charge Option: Powder Coat (Specify Martin Bratrud Color)
- Premium Metal Only: 2 Powder Coat Colors, 1 for Bottom 1/3 of leg and 1 for Top 2/3 of leg, add \$720
- Premium Wood/Metal: Solid Ash for Bottom 2/3 of leg and Metal in Powder Coat Color for Bottom 1/3, add \$840  
(Specify Martin Bratrud Colors and/or Finishes)

**Cushion Fill**

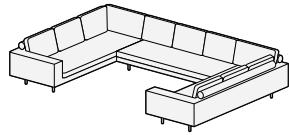
- Standard: Backs in Trillium, Seats in Trillium with Foam Insert

GSA SIN 711-16

Martin Bratrud Inc.

| Style | COM | COL | MB Leather Grade |   |   | Fabric Grades |   |   | MB Masquerade |   |   |   |   |   |    | Fabric Yardage | Sq. Ft. Leather | Dimensions |  |
|-------|-----|-----|------------------|---|---|---------------|---|---|---------------|---|---|---|---|---|----|----------------|-----------------|------------|--|
|       |     |     | A                | B | C | 1             | 2 | 3 | 4             | 5 | 6 | 7 | 8 | 9 | OW |                |                 | 160        |  |

|               |                            |              |              |              |              |              |              |              |              |              |              |              |              |              |              |    |    |      |     |
|---------------|----------------------------|--------------|--------------|--------------|--------------|--------------|--------------|--------------|--------------|--------------|--------------|--------------|--------------|--------------|--------------|----|----|------|-----|
| <b>Tulita</b> | <b>Sectional - U Shape</b> | <b>17989</b> | <b>19788</b> | <b>35063</b> | <b>37479</b> | <b>39949</b> | <b>21771</b> | <b>22991</b> | <b>24211</b> | <b>25309</b> | <b>26529</b> | <b>27749</b> | <b>28969</b> | <b>30189</b> | <b>31409</b> | 61 | 1  | OW   | 160 |
| 6100-250      | U Shaped Sectional         |              |              |              |              |              |              |              |              |              |              |              |              |              |              |    | OD | 36.5 |     |



**Footprint: 160" x 104"**

**Round Metal Legs**

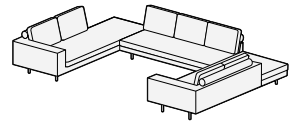
- Standard: Powder Coat Carbon Matte (**CBN**)
- No Charge Option: Powder Coat (Specify Martin Bratrud Color)
- Premium Metal Only: 2 Powder Coat Colors, 1 for Bottom 1/3 of leg and 1 for Top 2/3 of leg, add \$720
- Premium Wood/Metal: Solid Ash for Bottom 2/3 of leg and Metal in Powder Coat Color for Bottom 1/3, add \$840  
(Specify Martin Bratrud Colors and/or Finishes)

**Cushion Fill**

- Standard: Backs in Trillium, Seats in Trillium with Foam Insert

GSA SIN 711-16

|               |                                 |              |              |              |              |              |              |              |              |              |              |              |              |              |              |    |     |      |     |
|---------------|---------------------------------|--------------|--------------|--------------|--------------|--------------|--------------|--------------|--------------|--------------|--------------|--------------|--------------|--------------|--------------|----|-----|------|-----|
| <b>Tulita</b> | <b>Sectional - U Shape</b>      | <b>17019</b> | <b>18721</b> | <b>31014</b> | <b>32994</b> | <b>35019</b> | <b>20119</b> | <b>21119</b> | <b>22119</b> | <b>23019</b> | <b>24019</b> | <b>25019</b> | <b>26019</b> | <b>27019</b> | <b>28019</b> | 50 | 900 | OW   | 160 |
| 6100-260      | U Sectional with Corner Bumpers |              |              |              |              |              |              |              |              |              |              |              |              |              |              |    | OD  | 36.5 |     |



**Footprint: 160" x 104"**

**Round Metal Legs**

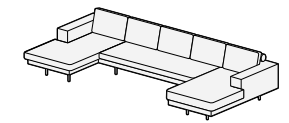
- Standard: Powder Coat Carbon Matte (**CBN**)
- No Charge Option: Powder Coat (Specify Martin Bratrud Color)
- Premium Metal Only: 2 Powder Coat Colors, 1 for Bottom 1/3 of leg and 1 for Top 2/3 of leg, add \$720
- Premium Wood/Metal: Solid Ash for Bottom 2/3 of leg and Metal in Powder Coat Color for Bottom 1/3, add \$840  
(Specify Martin Bratrud Colors and/or Finishes)

**Cushion Fill**

- Standard: Backs in Trillium, Seats in Trillium with Foam Insert

GSA SIN 711-16

|               |                            |              |              |              |              |              |              |              |              |              |              |              |              |              |              |       |     |      |     |
|---------------|----------------------------|--------------|--------------|--------------|--------------|--------------|--------------|--------------|--------------|--------------|--------------|--------------|--------------|--------------|--------------|-------|-----|------|-----|
| <b>Tulita</b> | <b>Sectional - U Shape</b> | <b>12667</b> | <b>13934</b> | <b>24213</b> | <b>25846</b> | <b>27517</b> | <b>15225</b> | <b>16050</b> | <b>16875</b> | <b>17617</b> | <b>18442</b> | <b>19267</b> | <b>20092</b> | <b>20917</b> | <b>21742</b> | 41.25 | 743 | OW   | 162 |
| 6100-220      | U Shaped Chaise Sectional  |              |              |              |              |              |              |              |              |              |              |              |              |              |              |       | OD  | 36.5 |     |



**Footprint: 162" x 66.5"**

**Round Metal Legs**

- Standard: Powder Coat Carbon Matte (**CBN**)
- No Charge Option: Powder Coat (Specify Martin Bratrud Color)
- Premium Metal Only: 2 Powder Coat Colors, 1 for Bottom 1/3 of leg and 1 for Top 2/3 of leg, add \$720
- Premium Wood/Metal: Solid Ash for Bottom 2/3 of leg and Metal in Powder Coat Color for Bottom 1/3, add \$840  
(Specify Martin Bratrud Colors and/or Finishes)

**Cushion Fill**

- Standard: Backs in Trillium, Seats in Trillium with Foam Insert

GSA SIN 711-16

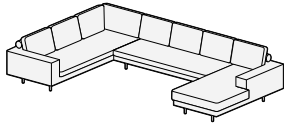
Martin Bratrud Inc.

| Style | COM | COL | MB Leather Grade |   |   | Fabric Grades |   |   | MB Masquerade |   |   |   |   |   |  |  |  | Fabric Yardage | Sq. Ft. Leather | Dimensions |  |
|-------|-----|-----|------------------|---|---|---------------|---|---|---------------|---|---|---|---|---|--|--|--|----------------|-----------------|------------|--|
|       |     |     | A                | B | C | 1             | 2 | 3 | 4             | 5 | 6 | 7 | 8 | 9 |  |  |  |                |                 |            |  |

|               |                            |              |              |              |              |              |              |              |              |              |              |              |              |              |              |      |     |    |     |
|---------------|----------------------------|--------------|--------------|--------------|--------------|--------------|--------------|--------------|--------------|--------------|--------------|--------------|--------------|--------------|--------------|------|-----|----|-----|
| <b>Tulita</b> | <b>Sectional - U Shape</b> | <b>15007</b> | <b>16508</b> | <b>29142</b> | <b>31142</b> | <b>33187</b> | <b>18138</b> | <b>19148</b> | <b>20158</b> | <b>21067</b> | <b>22077</b> | <b>23087</b> | <b>24097</b> | <b>25107</b> | <b>26117</b> | 50.5 | 909 | OW | 162 |
|---------------|----------------------------|--------------|--------------|--------------|--------------|--------------|--------------|--------------|--------------|--------------|--------------|--------------|--------------|--------------|--------------|------|-----|----|-----|

6100-230 U Sectional with Chaise

Footprint: 162" x 104"



**Round Metal Legs**

- Standard: Powder Coat Carbon Matte (CBN)
- No Charge Option: Powder Coat (Specify Martin Bratrud Color)
- Premium Metal Only: 2 Powder Coat Colors, 1 for Bottom 1/3 of leg and 1 for Top 2/3 of leg, add \$720
- Premium Wood/Metal: Solid Ash for Bottom 2/3 of leg and Metal in Powder Coat Color for Bottom 1/3, add \$840 (Specify Martin Bratrud Colors and/or Finishes)

**Cushion Fill**

- Standard: Backs in Trillium, Seats in Trillium with Foam Insert

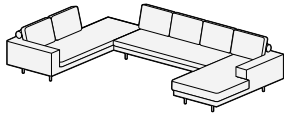
|    |      |
|----|------|
| OD | 36.5 |
| OH | 32   |
| SH | 17   |
| AH | 24   |
| SD | 23   |

GSA SIN 711-16

|               |                            |              |              |              |              |              |              |              |              |              |              |              |              |              |              |    |     |    |     |
|---------------|----------------------------|--------------|--------------|--------------|--------------|--------------|--------------|--------------|--------------|--------------|--------------|--------------|--------------|--------------|--------------|----|-----|----|-----|
| <b>Tulita</b> | <b>Sectional - U Shape</b> | <b>15486</b> | <b>17035</b> | <b>28641</b> | <b>30503</b> | <b>32406</b> | <b>18400</b> | <b>19340</b> | <b>20280</b> | <b>21126</b> | <b>22066</b> | <b>23006</b> | <b>23946</b> | <b>24886</b> | <b>25826</b> | 47 | 846 | OW | 162 |
|---------------|----------------------------|--------------|--------------|--------------|--------------|--------------|--------------|--------------|--------------|--------------|--------------|--------------|--------------|--------------|--------------|----|-----|----|-----|

6100-240 U Sectional with Corner Bumper and Chaise

Footprint: 162" x 104"



**Round Metal Legs**

- Standard: Powder Coat Carbon Matte (CBN)
- No Charge Option: Powder Coat (Specify Martin Bratrud Color)
- Premium Metal Only: 2 Powder Coat Colors, 1 for Bottom 1/3 of leg and 1 for Top 2/3 of leg, add \$720
- Premium Wood/Metal: Solid Ash for Bottom 2/3 of leg and Metal in Powder Coat Color for Bottom 1/3, add \$840 (Specify Martin Bratrud Colors and/or Finishes)

**Cushion Fill**

- Standard: Backs in Trillium, Seats in Trillium with Foam Insert

|    |      |
|----|------|
| OD | 36.5 |
| OH | 32   |
| SH | 17   |
| AH | 24   |
| SD | 23   |

GSA SIN 711-16

|               |              |             |             |             |             |              |             |             |             |             |             |             |             |             |             |      |     |    |    |
|---------------|--------------|-------------|-------------|-------------|-------------|--------------|-------------|-------------|-------------|-------------|-------------|-------------|-------------|-------------|-------------|------|-----|----|----|
| <b>Tulita</b> | <b>Sofas</b> | <b>4968</b> | <b>5465</b> | <b>9306</b> | <b>9920</b> | <b>10548</b> | <b>5929</b> | <b>6239</b> | <b>6549</b> | <b>6828</b> | <b>7138</b> | <b>7448</b> | <b>7758</b> | <b>8068</b> | <b>8378</b> | 15.5 | 279 | OW | 75 |
|---------------|--------------|-------------|-------------|-------------|-------------|--------------|-------------|-------------|-------------|-------------|-------------|-------------|-------------|-------------|-------------|------|-----|----|----|

6100-020 Sofa



**Round Metal Legs**

- Standard: Powder Coat Carbon Matte (CBN)
- No Charge Option: Powder Coat (Specify Martin Bratrud Color)
- Premium Metal Only: 2 Powder Coat Colors, 1 for Bottom 1/3 of leg and 1 for Top 2/3 of leg, add \$249
- Premium Wood/Metal: Solid Ash for Bottom 2/3 of leg and Metal in Powder Coat Color for Bottom 1/3, add \$280 (Specify Martin Bratrud Colors and/or Finishes)

**Cushion Fill**

- Standard: Backs in Trillium, Seats in Trillium with Foam Insert

|    |      |
|----|------|
| OD | 36.5 |
| OH | 32   |
| SH | 17   |
| AH | 24   |
| SD | 23   |

GSA SIN 711-16

| Style                     | COM | COL | MB Leather Grade |             |              | Fabric Grades |              |             |             |             |             |             |             |             | Fabric Yardage | Sq. Ft. Leather | Dimensions |     |    |     |
|---------------------------|-----|-----|------------------|-------------|--------------|---------------|--------------|-------------|-------------|-------------|-------------|-------------|-------------|-------------|----------------|-----------------|------------|-----|----|-----|
|                           |     |     | A                | B           | C            | 1             | 2            | 3           | 4           | 5           | 6           | 7           | 8           | 9           |                |                 | OW         | OD  |    |     |
| <b>Tulita</b><br>6100-030 |     |     | <b>6235</b>      | <b>6859</b> | <b>11903</b> | <b>12705</b>  | <b>13525</b> | <b>7491</b> | <b>7896</b> | <b>8301</b> | <b>8665</b> | <b>9070</b> | <b>9475</b> | <b>9880</b> | <b>10285</b>   | <b>10690</b>    | 20.25      | 365 | OW | 104 |



**Round Metal Legs**

- Standard: Powder Coat Carbon Matte (**CBN**)
- No Charge Option: Powder Coat (Specify Martin Bratrud Color)
- Premium Metal Only: 2 Powder Coat Colors, 1 for Bottom 1/3 of leg and 1 for Top 2/3 of leg, add \$249
- Premium Wood/Metal: Solid Ash for Bottom 2/3 of leg and Metal in Powder Coat Color for Bottom 1/3, add \$280  
(Specify Martin Bratrud Colors and/or Finishes)

**Cushion Fill**

- Standard: Backs in Trillium, Seats in Trillium with Foam Insert

GSA SIN 711-16

|                           |  |  |             |             |              |              |              |             |             |             |             |             |             |             |             |             |      |     |    |      |
|---------------------------|--|--|-------------|-------------|--------------|--------------|--------------|-------------|-------------|-------------|-------------|-------------|-------------|-------------|-------------|-------------|------|-----|----|------|
| <b>Tulita</b><br>6100-040 |  |  | <b>5835</b> | <b>6419</b> | <b>10453</b> | <b>11107</b> | <b>11775</b> | <b>6858</b> | <b>7188</b> | <b>7518</b> | <b>7815</b> | <b>8145</b> | <b>8475</b> | <b>8805</b> | <b>9135</b> | <b>9465</b> | 16.5 | 297 | OW | 98.5 |
|---------------------------|--|--|-------------|-------------|--------------|--------------|--------------|-------------|-------------|-------------|-------------|-------------|-------------|-------------|-------------|-------------|------|-----|----|------|



**Round Metal Legs**

- Standard: Powder Coat Carbon Matte (**CBN**)
- No Charge Option: Powder Coat (Specify Martin Bratrud Color)
- Premium Metal Only: 2 Powder Coat Colors, 1 for Bottom 1/3 of leg and 1 for Top 2/3 of leg, add \$249
- Premium Wood/Metal: Solid Ash for Bottom 2/3 of leg and Metal in Powder Coat Color for Bottom 1/3, add \$280  
(Specify Martin Bratrud Colors and/or Finishes)

**Cushion Fill**

- Standard: Backs in Trillium, Seats in Trillium with Foam Insert

GSA SIN 711-16

**Tulita**

**Round Metal Legs**

Standard: Powder Coat Carbon Matte (**CBN**)

No Charge Option: Powder Coat (Specify Martin Bratrud Color)

[View Powder Coat - Metallics](#)

[View Powder Coat - Neutrals](#)

[View Powder Coat - Color](#)

Custom Powder Coat Finish produced upon receipt of a customer supplied RAL# and fee of \$285 Net, with a minimum order of 10.

Premium Metal Only: 2 Powder Coat Colors, 1 for Bottom 1/3 of leg and 1 for Top 2/3 of leg

Premium Wood/Metal: Solid Ash for Bottom 2/3 of leg and Metal in Powder Coat Color for Bottom 1/3

Ash Wood Standard Finishes (Specify Martin Bratrud Finish)

[View Ash Wood Standard Finishes](#)

Custom Wood Finish produced upon receipt of a customer's approved sample match and fee of \$150 Net for each unique finish per order.

**Cushion Fill**

Standard: Backs in Trillium, Seats in Trillium with Foam Insert

**4 Week Lead Time with Maharam Mode and Merit, Grade 2 Textiles**

Specify 1 of 5 colors each from Mode 466337 or Merit 466444.

Mode Colors: -002 Intaglio; -005 Talus; -009 Clavicle; -018 Oriole; -0035 Jetty

Merit Colors: -001 Trickle; -003 Gunmetal; -023 Kookaburra; -038 Goji; -043 Overcast