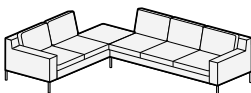
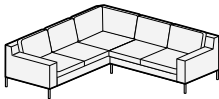
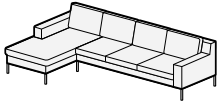
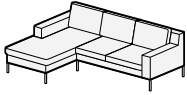
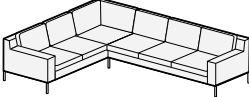
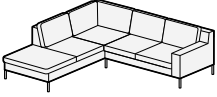
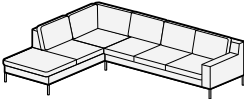



Martin Bratrud Inc.

| Style    |  | COM  | COL   | MB Leather Grade |       |       | Fabric Grades |       |       | MB Masquerade |       |       |       |       | Fabric Yardage | Sq. Ft. Leather | Dimensions |      |     |
|----------|--|--|-------|------------------|-------|-------|---------------|-------|-------|---------------|-------|-------|-------|-------|----------------|-----------------|------------|------|-----|
|          |  |  |       | A                | B     | C     | 1             | 2     | 3     | 4             | 5     | 6     | 7     | 8     |                |                 | 9          | OW   | 100 |
| Anza     | <b>Sectional - L Shape</b>                       | 8120   | 8932  | 15327            | 16347 | 17390 | 9717          | 10232 | 10747 | 11210         | 11725 | 12240 | 12755 | 13270 | 13785          | 25.75           | 464        | OW   | 100 |
| 6200-100 | Chaise Sectional<br>Self-Welted                  |  |       |                  |       |       |               |       |       |               |       |       |       |       |                |                 | OD         | 39.5 |     |
|          |  | <b>Footprint: 100" x 70"</b>   |       |                  |       |       |               |       |       |               |       |       |       |       |                |                 | OH         | 33   |     |
|          |  | <b>Exposed Metal Legs and Corner Braces</b>  |       |                  |       |       |               |       |       |               |       |       |       |       |                |                 | SH         | 17   |     |
|          |  | <ul style="list-style-type: none"> <li>Standard: Powder Coat Carbon Matte (<b>CBN</b>)</li> <li>No Charge Option: Powder Coat (Specify Martin Bratrud Color)</li> <li>Premium: Polished Stainless Steel (<b>PSS</b>), or Satin Stainless Steel (<b>SSS</b>), add \$360; and Hand Rubbed Steel in Brushed Bronze (<b>BBZ</b>), Oiled Bronze (<b>OBZ</b>), Charcoal (<b>CS</b>) or Black (<b>BS</b>), add \$560</li> </ul> |       |                  |       |       |               |       |       |               |       |       |       |       |                |                 | AH         | 22   |     |
|          |  | <b>Cushion Fill</b>  |       |                  |       |       |               |       |       |               |       |       |       |       |                |                 | SD         | 23   |     |
|          |  | <ul style="list-style-type: none"> <li>Standard: Backs in Trillium, Seats in Trillium with Foam Insert</li> </ul>  |       |                  |       |       |               |       |       |               |       |       |       |       |                |                 |            |      |     |
| Anza     | <b>Sectional - L Shape</b>                       | 9557   | 10513 | 18094            | 19302 | 20537 | 11448         | 12058 | 12668 | 13217         | 13827 | 14437 | 15047 | 15657 | 16267          | 30.5            | 549        | OW   | 129 |
| 6200-130 | Chaise Sectional<br>Self-Welted                  |  |       |                  |       |       |               |       |       |               |       |       |       |       |                |                 | OD         | 39.5 |     |
|          |  | <b>Footprint: 129" x 70"</b>   |       |                  |       |       |               |       |       |               |       |       |       |       |                |                 | OH         | 33   |     |
|          |  | <b>Exposed Metal Legs and Corner Braces</b>  |       |                  |       |       |               |       |       |               |       |       |       |       |                |                 | SH         | 17   |     |
|          |  | <ul style="list-style-type: none"> <li>Standard: Powder Coat Carbon Matte (<b>CBN</b>)</li> <li>No Charge Option: Powder Coat (Specify Martin Bratrud Color)</li> <li>Premium: Polished Stainless Steel (<b>PSS</b>), or Satin Stainless Steel (<b>SSS</b>), add \$360; and Hand Rubbed Steel in Brushed Bronze (<b>BBZ</b>), Oiled Bronze (<b>OBZ</b>), Charcoal (<b>CS</b>) or Black (<b>BS</b>), add \$560</li> </ul> |       |                  |       |       |               |       |       |               |       |       |       |       |                |                 | AH         | 22   |     |
|          |  | <b>Cushion Fill</b>  |       |                  |       |       |               |       |       |               |       |       |       |       |                |                 | SD         | 23   |     |
|          |  | <ul style="list-style-type: none"> <li>Standard: Backs in Trillium, Seats in Trillium with Foam Insert</li> </ul>  |       |                  |       |       |               |       |       |               |       |       |       |       |                |                 |            |      |     |
| Anza     | <b>Sectional - L Shape</b>                       | 10437  | 11481 | 20234            | 21620 | 23037 | 12607         | 13307 | 14007 | 14637         | 15337 | 16037 | 16737 | 17437 | 18137          | 35              | 630        | OW   | 100 |
| 6200-120 | L Shaped<br>Sectional<br>Self-Welted             |  |       |                  |       |       |               |       |       |               |       |       |       |       |                |                 | OD         | 39.5 |     |
|          |  | <b>Footprint: 100" x 100"</b>  |       |                  |       |       |               |       |       |               |       |       |       |       |                |                 | OH         | 33   |     |
|          |  | <b>Exposed Metal Legs and Corner Braces</b>  |       |                  |       |       |               |       |       |               |       |       |       |       |                |                 | SH         | 17   |     |
|          |  | <ul style="list-style-type: none"> <li>Standard: Powder Coat Carbon Matte (<b>CBN</b>)</li> <li>No Charge Option: Powder Coat (Specify Martin Bratrud Color)</li> <li>Premium: Polished Stainless Steel (<b>PSS</b>), or Satin Stainless Steel (<b>SSS</b>), add \$360; and Hand Rubbed Steel in Brushed Bronze (<b>BBZ</b>), Oiled Bronze (<b>OBZ</b>), Charcoal (<b>CS</b>) or Black (<b>BS</b>), add \$560</li> </ul> |       |                  |       |       |               |       |       |               |       |       |       |       |                |                 | AH         | 22   |     |
|          |  | <b>Cushion Fill</b>  |       |                  |       |       |               |       |       |               |       |       |       |       |                |                 | SD         | 23   |     |
|          |  | <ul style="list-style-type: none"> <li>Standard: Backs in Trillium, Seats in Trillium with Foam Insert</li> </ul>  |       |                  |       |       |               |       |       |               |       |       |       |       |                |                 |            |      |     |
| Anza     | <b>Sectional - L Shape</b>                       | 11712  | 12883 | 21509            | 22895 | 24312 | 13882         | 14582 | 15282 | 15912         | 16612 | 17312 | 18012 | 18712 | 19412          | 35              | 630        | OW   | 129 |
| 6200-160 | L Sectional with<br>Corner Bumper<br>Self-Welted |  |       |                  |       |       |               |       |       |               |       |       |       |       |                |                 | OD         | 39.5 |     |
|          |  | <b>Footprint: 129" x 100"</b>  |       |                  |       |       |               |       |       |               |       |       |       |       |                |                 | OH         | 33   |     |
|          |  | <b>Exposed Metal Legs and Corner Braces</b>  |       |                  |       |       |               |       |       |               |       |       |       |       |                |                 | SH         | 17   |     |
|          |  | <ul style="list-style-type: none"> <li>Standard: Powder Coat Carbon Matte (<b>CBN</b>)</li> <li>No Charge Option: Powder Coat (Specify Martin Bratrud Color)</li> <li>Premium: Polished Stainless Steel (<b>PSS</b>), or Satin Stainless Steel (<b>SSS</b>), add \$360; and Hand Rubbed Steel in Brushed Bronze (<b>BBZ</b>), Oiled Bronze (<b>OBZ</b>), Charcoal (<b>CS</b>) or Black (<b>BS</b>), add \$560</li> </ul> |       |                  |       |       |               |       |       |               |       |       |       |       |                |                 | AH         | 22   |     |
|          |  | <b>Cushion Fill</b>  |       |                  |       |       |               |       |       |               |       |       |       |       |                |                 | SD         | 23   |     |
|          |  | <ul style="list-style-type: none"> <li>Standard: Backs in Trillium, Seats in Trillium with Foam Insert</li> </ul>  |       |                  |       |       |               |       |       |               |       |       |       |       |                |                 |            |      |     |

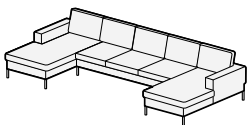
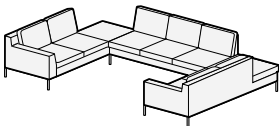
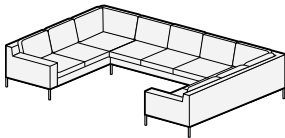
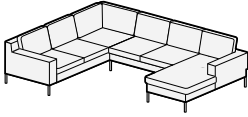


Martin Bratrud Inc.

| Style  |   | COM                           | COL   | MB Leather Grade |       |       | Fabric Grades |       |       | MB Masquerade |       |       |       |       | Fabric Yardage | Sq. Ft. Leather | Dimensions |    |        |
|--|---|-------------------------------|-------|------------------|-------|-------|---------------|-------|-------|---------------|-------|-------|-------|-------|----------------|-----------------|------------|----|--------|
|  |   |                               |       | A                | B     | C     | 1             | 2     | 3     | 4             | 5     | 6     | 7     | 8     |                |                 | 9          | OW | Length |
| Anza   | <b>Sectional - L Shape</b>                              | 11873                         | 13060 | 22999            | 24573 | 26183 | 14338         | 15133 | 15928 | 16643         | 17438 | 18233 | 19028 | 19823 | 20618          | 39.75           | 716        | OW | 129    |
| 6200-150   | L Shaped<br>Sectional<br>Self-Welted                    | <b>Footprint: 129" x 100"</b> |       |                  |       |       |               |       |       |               |       |       |       |       |                |                 |            |    |        |
| <b>Exposed Metal Legs and Corner Braces</b>  |   |                               |       |                  |       |       |               |       |       |               |       |       |       |       |                |                 |            |    |        |
| <ul style="list-style-type: none"> <li>Standard: Powder Coat Carbon Matte (<b>CBN</b>)</li> <li>No Charge Option: Powder Coat (Specify Martin Bratrud Color)</li> <li>Premium: Polished Stainless Steel (<b>PSS</b>), or Satin Stainless Steel (<b>SSS</b>), add \$360; and Hand Rubbed Steel in Brushed Bronze (<b>BBZ</b>), Oiled Bronze (<b>OBZ</b>), Charcoal (<b>CS</b>) or Black (<b>BS</b>), add \$560</li> </ul> |   |                               |       |                  |       |       |               |       |       |               |       |       |       |       |                |                 |            |    |        |
| <b>Cushion Fill</b>  |   |                               |       |                  |       |       |               |       |       |               |       |       |       |       |                |                 |            |    |        |
| <ul style="list-style-type: none"> <li>Standard: Backs in Trillium, Seats in Trillium with Foam Insert</li> </ul>  |   |                               |       |                  |       |       |               |       |       |               |       |       |       |       |                |                 |            |    |        |
|   |   |                               |       |                  |       |       |               |       |       |               |       |       |       |       |                |                 |            |    |        |
| Anza   | <b>Sectional - L Shape</b>                              | 9038                          | 9942  | 17015            | 18144 | 19298 | 10805         | 11375 | 11945 | 12458         | 13028 | 13598 | 14168 | 14738 | 15308          | 28.5            | 513        | OW | 100    |
| 6200-110   | L Shaped<br>Sectional with<br>End Bumper<br>Self-Welted | <b>Footprint: 100" x 70"</b>  |       |                  |       |       |               |       |       |               |       |       |       |       |                |                 |            |    |        |
| <b>Exposed Metal Legs and Corner Braces</b>  |   |                               |       |                  |       |       |               |       |       |               |       |       |       |       |                |                 |            |    |        |
| <ul style="list-style-type: none"> <li>Standard: Powder Coat Carbon Matte (<b>CBN</b>)</li> <li>No Charge Option: Powder Coat (Specify Martin Bratrud Color)</li> <li>Premium: Polished Stainless Steel (<b>PSS</b>), or Satin Stainless Steel (<b>SSS</b>), add \$360; and Hand Rubbed Steel in Brushed Bronze (<b>BBZ</b>), Oiled Bronze (<b>OBZ</b>), Charcoal (<b>CS</b>) or Black (<b>BS</b>), add \$560</li> </ul> |   |                               |       |                  |       |       |               |       |       |               |       |       |       |       |                |                 |            |    |        |
| <b>Cushion Fill</b>  |   |                               |       |                  |       |       |               |       |       |               |       |       |       |       |                |                 |            |    |        |
| <ul style="list-style-type: none"> <li>Standard: Backs in Trillium, Seats in Trillium with Foam Insert</li> </ul>  |   |                               |       |                  |       |       |               |       |       |               |       |       |       |       |                |                 |            |    |        |
|    |   |                               |       |                  |       |       |               |       |       |               |       |       |       |       |                |                 |            |    |        |
| Anza   | <b>Sectional - L Shape</b>                              | 10475                         | 11523 | 19852            | 21178 | 22535 | 12552         | 13222 | 13892 | 14495         | 15165 | 15835 | 16505 | 17175 | 17845          | 33.5            | 603        | OW | 132    |
| 6200-140   | L Shaped<br>Sectional with<br>End Bumper<br>Self-Welted | <b>Footprint: 132" x 98"</b>  |       |                  |       |       |               |       |       |               |       |       |       |       |                |                 |            |    |        |
| <b>Exposed Metal Legs and Corner Braces</b>  |   |                               |       |                  |       |       |               |       |       |               |       |       |       |       |                |                 |            |    |        |
| <ul style="list-style-type: none"> <li>Standard: Powder Coat Carbon Matte (<b>CBN</b>)</li> <li>No Charge Option: Powder Coat (Specify Martin Bratrud Color)</li> <li>Premium: Polished Stainless Steel (<b>PSS</b>), or Satin Stainless Steel (<b>SSS</b>), add \$360; and Hand Rubbed Steel in Brushed Bronze (<b>BBZ</b>), Oiled Bronze (<b>OBZ</b>), Charcoal (<b>CS</b>) or Black (<b>BS</b>), add \$560</li> </ul> |   |                               |       |                  |       |       |               |       |       |               |       |       |       |       |                |                 |            |    |        |
| <b>Cushion Fill</b>  |   |                               |       |                  |       |       |               |       |       |               |       |       |       |       |                |                 |            |    |        |
| <ul style="list-style-type: none"> <li>Standard: Backs in Trillium, Seats in Trillium with Foam Insert</li> </ul>  |   |                               |       |                  |       |       |               |       |       |               |       |       |       |       |                |                 |            |    |        |
|   |   |                               |       |                  |       |       |               |       |       |               |       |       |       |       |                |                 |            |    |        |
| Anza   | <b>Sectional - U Shape</b>                              | 10761                         | 11837 | 20977            | 22423 | 23901 | 13024         | 13754 | 14484 | 15141         | 15871 | 16601 | 17331 | 18061 | 18791          | 36.5            | 657        | OW | 134    |
| 6200-200   | U Shaped Chaise<br>Sectional<br>Self-Welted             | <b>Footprint: 134" x 70"</b>  |       |                  |       |       |               |       |       |               |       |       |       |       |                |                 |            |    |        |
| <b>Exposed Metal Legs and Corner Braces</b>  |   |                               |       |                  |       |       |               |       |       |               |       |       |       |       |                |                 |            |    |        |
| <ul style="list-style-type: none"> <li>Standard: Powder Coat Carbon Matte (<b>CBN</b>)</li> <li>No Charge Option: Powder Coat (Specify Martin Bratrud Color)</li> <li>Premium: Polished Stainless Steel (<b>PSS</b>), or Satin Stainless Steel (<b>SSS</b>), add \$540; and Hand Rubbed Steel in Brushed Bronze (<b>BBZ</b>), Oiled Bronze (<b>OBZ</b>), Charcoal (<b>CS</b>) or Black (<b>BS</b>), add \$840</li> </ul> |   |                               |       |                  |       |       |               |       |       |               |       |       |       |       |                |                 |            |    |        |
| <b>Cushion Fill</b>  |   |                               |       |                  |       |       |               |       |       |               |       |       |       |       |                |                 |            |    |        |
| <ul style="list-style-type: none"> <li>Standard: Backs in Trillium, Seats in Trillium with Foam Insert</li> </ul>  |   |                               |       |                  |       |       |               |       |       |               |       |       |       |       |                |                 |            |    |        |
|   |   |                               |       |                  |       |       |               |       |       |               |       |       |       |       |                |                 |            |    |        |


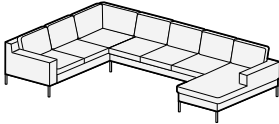
Martin Bratrud Inc.

| Style    |   | COM  | COL   | MB Leather Grade |       |       | Fabric Grades |       |       | MB Masquerade |       |       |       |       | Fabric Yardage | Sq. Ft. Leather | Dimensions |      |        |
|----------|---|--|-------|------------------|-------|-------|---------------|-------|-------|---------------|-------|-------|-------|-------|----------------|-----------------|------------|------|--------|
|          |   |  |       | A                | B     | C     | 1             | 2     | 3     | 4             | 5     | 6     | 7     | 8     |                |                 | 9          | OW   | Length |
| Anza     | <b>Sectional - U Shape</b>                  | 13417  | 14759 | 26152            | 27954 | 29797 | 16238         | 17148 | 18058 | 18877         | 19787 | 20697 | 21607 | 22517 | 23427          | 45.5            | 819        | OW   | 129    |
| 6200-210 | U Sectional with Chaise Self-Welted         |  |       |                  |       |       |               |       |       |               |       |       |       |       |                |                 | OD         | 39.5 |        |
|          |   | <b>Footprint: 129" x 100"</b>  |       |                  |       |       |               |       |       |               |       |       |       |       |                |                 | OH         | 33   |        |
|          |   | <b>Exposed Metal Legs and Corner Braces</b>  |       |                  |       |       |               |       |       |               |       |       |       |       |                |                 | SH         | 17   |        |
|          |   | <ul style="list-style-type: none"> <li>Standard: Powder Coat Carbon Matte (<b>CBN</b>)</li> <li>No Charge Option: Powder Coat (Specify Martin Bratrud Color)</li> <li>Premium: Polished Stainless Steel (<b>PSS</b>), or Satin Stainless Steel (<b>SSS</b>), add \$540; and Hand Rubbed Steel in Brushed Bronze (<b>BBZ</b>), Oiled Bronze (<b>OBZ</b>), Charcoal (<b>CS</b>) or Black (<b>BS</b>), add \$840</li> </ul> |       |                  |       |       |               |       |       |               |       |       |       |       |                |                 | AH         | 22   |        |
|          |   | <b>Cushion Fill</b>  |       |                  |       |       |               |       |       |               |       |       |       |       |                |                 | SD         | 23   |        |
|          |   | <ul style="list-style-type: none"> <li>Standard: Backs in Trillium, Seats in Trillium with Foam Insert</li> </ul>  |       |                  |       |       |               |       |       |               |       |       |       |       |                |                 |            |      |        |
| Anza     | <b>Sectional - U Shape</b>                  | 17814  | 19595 | 34888            | 37304 | 39774 | 21596         | 22816 | 24036 | 25134         | 26354 | 27574 | 28794 | 30014 | 31234          | 61              | 1          | OW   | 163    |
| 6200-250 | U Shaped Sectional Self-Welted              |  |       |                  |       |       |               |       |       |               |       |       |       |       |                |                 | OD         | 39.5 |        |
|          |   | <b>Footprint: 163" x 100"</b>  |       |                  |       |       |               |       |       |               |       |       |       |       |                |                 | OH         | 33   |        |
|          |   | <b>Exposed Metal Legs and Corner Braces</b>  |       |                  |       |       |               |       |       |               |       |       |       |       |                |                 | SH         | 17   |        |
|          |   | <ul style="list-style-type: none"> <li>Standard: Powder Coat Carbon Matte (<b>CBN</b>)</li> <li>No Charge Option: Powder Coat (Specify Martin Bratrud Color)</li> <li>Premium: Polished Stainless Steel (<b>PSS</b>), or Satin Stainless Steel (<b>SSS</b>), add \$540; and Hand Rubbed Steel in Brushed Bronze (<b>BBZ</b>), Oiled Bronze (<b>OBZ</b>), Charcoal (<b>CS</b>) or Black (<b>BS</b>), add \$840</li> </ul> |       |                  |       |       |               |       |       |               |       |       |       |       |                |                 | AH         | 22   |        |
|          |   | <b>Cushion Fill</b>  |       |                  |       |       |               |       |       |               |       |       |       |       |                |                 | SD         | 23   |        |
|          |   | <ul style="list-style-type: none"> <li>Standard: Backs in Trillium, Seats in Trillium with Foam Insert</li> </ul>  |       |                  |       |       |               |       |       |               |       |       |       |       |                |                 |            |      |        |
| Anza     | <b>Sectional - U Shape</b>                  | 16853  | 18538 | 30848            | 32828 | 34853 | 19953         | 20953 | 21953 | 22853         | 23853 | 24853 | 25853 | 26853 | 27853          | 50              | 900        | OW   | 163    |
| 6200-260 | U Sectional with Corner Bumpers Self-Welted |  |       |                  |       |       |               |       |       |               |       |       |       |       |                |                 | OD         | 39.5 |        |
|          |   | <b>Footprint: 163" x 100"</b>  |       |                  |       |       |               |       |       |               |       |       |       |       |                |                 | OH         | 33   |        |
|          |   | <b>Exposed Metal Legs and Corner Braces</b>  |       |                  |       |       |               |       |       |               |       |       |       |       |                |                 | SH         | 17   |        |
|          |   | <ul style="list-style-type: none"> <li>Standard: Powder Coat Carbon Matte (<b>CBN</b>)</li> <li>No Charge Option: Powder Coat (Specify Martin Bratrud Color)</li> <li>Premium: Polished Stainless Steel (<b>PSS</b>), or Satin Stainless Steel (<b>SSS</b>), add \$540; and Hand Rubbed Steel in Brushed Bronze (<b>BBZ</b>), Oiled Bronze (<b>OBZ</b>), Charcoal (<b>CS</b>) or Black (<b>BS</b>), add \$840</li> </ul> |       |                  |       |       |               |       |       |               |       |       |       |       |                |                 | AH         | 22   |        |
|          |   | <b>Cushion Fill</b>  |       |                  |       |       |               |       |       |               |       |       |       |       |                |                 | SD         | 23   |        |
|          |   | <ul style="list-style-type: none"> <li>Standard: Backs in Trillium, Seats in Trillium with Foam Insert</li> </ul>  |       |                  |       |       |               |       |       |               |       |       |       |       |                |                 |            |      |        |
| Anza     | <b>Sectional - U Shape</b>                  | 12544  | 13798 | 24090            | 25723 | 27394 | 15102         | 15927 | 16752 | 17494         | 18319 | 19144 | 19969 | 20794 | 21619          | 41.25           | 743        | OW   | 156    |
| 6200-220 | U Shaped Chaise Sectional Self-Welted       |  |       |                  |       |       |               |       |       |               |       |       |       |       |                |                 | OD         | 39.5 |        |
|          |   | <b>Footprint: 156" x 70"</b>   |       |                  |       |       |               |       |       |               |       |       |       |       |                |                 | OH         | 33   |        |
|          |   | <b>Exposed Metal Legs and Corner Braces</b>  |       |                  |       |       |               |       |       |               |       |       |       |       |                |                 | SH         | 17   |        |
|          |   | <ul style="list-style-type: none"> <li>Standard: Powder Coat Carbon Matte (<b>CBN</b>)</li> <li>No Charge Option: Powder Coat (Specify Martin Bratrud Color)</li> <li>Premium: Polished Stainless Steel (<b>PSS</b>), or Satin Stainless Steel (<b>SSS</b>), add \$540; and Hand Rubbed Steel in Brushed Bronze (<b>BBZ</b>), Oiled Bronze (<b>OBZ</b>), Charcoal (<b>CS</b>) or Black (<b>BS</b>), add \$840</li> </ul> |       |                  |       |       |               |       |       |               |       |       |       |       |                |                 | AH         | 22   |        |
|          |   | <b>Cushion Fill</b>  |       |                  |       |       |               |       |       |               |       |       |       |       |                |                 | SD         | 23   |        |
|          |   | <ul style="list-style-type: none"> <li>Standard: Backs in Trillium, Seats in Trillium with Foam Insert</li> </ul>  |       |                  |       |       |               |       |       |               |       |       |       |       |                |                 |            |      |        |




Martin Bratrud Inc.

| Style    |   | COM   | COL   | MB Leather Grade |       |       | Fabric Grades |       |       | MB Masquerade |       |       |       |       | Fabric Yardage | Sq. Ft. Leather | Dimensions |    |   |      |
|----------|---|-------|-------|------------------|-------|-------|---------------|-------|-------|---------------|-------|-------|-------|-------|----------------|-----------------|------------|----|---|------|
|          |   |       |       | A                | B     | C     | 1             | 2     | 3     | 4             | 5     | 6     | 7     | 8     |                |                 | 9          | OW | OD  |      |
| Anza     | <b>Sectional - U Shape</b>                            | 14861 | 16347 | 28996            | 30996 | 33041 | 17992         | 19002 | 20012 | 20921         | 21931 | 22941 | 23951 | 24961 | 25971          | 50.5            | 909        | OW | 159.5   |      |
| 6200-230 | L Sectional with Chaise Self-Welted                   |       |       |                  |       |       |               |       |       |               |       |       |       |       |                |                 |            |    | OD  | 39.5 |
|          |   |       |       |                  |       |       |               |       |       |               |       |       |       |       |                |                 |            |    | OH  | 33   |
|          |   |       |       |                  |       |       |               |       |       |               |       |       |       |       |                |                 |            |    | SH  | 17   |
|          |   |       |       |                  |       |       |               |       |       |               |       |       |       |       |                |                 |            |    | AH  | 22   |
|          |   |       |       |                  |       |       |               |       |       |               |       |       |       |       |                |                 |            |    | SD  | 23   |
|          |   |       |       |                  |       |       |               |       |       |               |       |       |       |       |                |                 |            |    | <b>Footprint: 159.5" x 100"</b>   |      |
|          |   |       |       |                  |       |       |               |       |       |               |       |       |       |       |                |                 |            |    | <b>Exposed Metal Legs and Corner Braces</b>   |      |
|          |   |       |       |                  |       |       |               |       |       |               |       |       |       |       |                |                 |            |    | • Standard: Powder Coat Carbon Matte ( <b>CBN</b> )   |      |
|          |   |       |       |                  |       |       |               |       |       |               |       |       |       |       |                |                 |            |    | • No Charge Option: Powder Coat (Specify Martin Bratrud Color)  |      |
|          |   |       |       |                  |       |       |               |       |       |               |       |       |       |       |                |                 |            |    | • Premium: Polished Stainless Steel ( <b>PSS</b> ), or Satin Stainless Steel ( <b>SSS</b> ), add \$540; and Hand Rubbed Steel in Brushed Bronze ( <b>BBZ</b> ), Oiled Bronze ( <b>OBZ</b> ), Charcoal ( <b>CS</b> ) or Black ( <b>BS</b> ), add \$840 |      |
|          |   |       |       |                  |       |       |               |       |       |               |       |       |       |       |                |                 |            |    | <b>Cushion Fill</b>   |      |
|          |   |       |       |                  |       |       |               |       |       |               |       |       |       |       |                |                 |            |    | • Standard: Backs in Trillium, Seats in Trillium with Foam Insert   |      |
| Anza     | <b>Sectional - U Shape</b>                            | 15335 | 16869 | 28490            | 30352 | 32255 | 18249         | 19189 | 20129 | 20975         | 21915 | 22855 | 23795 | 24735 | 25675          | 47              | 846        | OW | 163   |      |
| 6200-240 | L Sectional with Corner Bumper and Chaise Self-Welted |       |       |                  |       |       |               |       |       |               |       |       |       |       |                |                 |            |    | OD  | 39.5 |
|          |   |       |       |                  |       |       |               |       |       |               |       |       |       |       |                |                 |            |    | OH  | 33   |
|          |   |       |       |                  |       |       |               |       |       |               |       |       |       |       |                |                 |            |    | SH  | 17   |
|          |   |       |       |                  |       |       |               |       |       |               |       |       |       |       |                |                 |            |    | AH  | 22   |
|          |   |       |       |                  |       |       |               |       |       |               |       |       |       |       |                |                 |            |    | SD  | 23   |
|          |   |       |       |                  |       |       |               |       |       |               |       |       |       |       |                |                 |            |    | <b>Footprint: 163" x 100"</b>   |      |
|          |   |       |       |                  |       |       |               |       |       |               |       |       |       |       |                |                 |            |    | <b>Exposed Metal Legs and Corner Braces</b>   |      |
|          |   |       |       |                  |       |       |               |       |       |               |       |       |       |       |                |                 |            |    | • Standard: Powder Coat Carbon Matte ( <b>CBN</b> )   |      |
|          |   |       |       |                  |       |       |               |       |       |               |       |       |       |       |                |                 |            |    | • No Charge Option: Powder Coat (Specify Martin Bratrud Color)  |      |
|          |   |       |       |                  |       |       |               |       |       |               |       |       |       |       |                |                 |            |    | • Premium: Polished Stainless Steel ( <b>PSS</b> ), or Satin Stainless Steel ( <b>SSS</b> ), add \$540; and Hand Rubbed Steel in Brushed Bronze ( <b>BBZ</b> ), Oiled Bronze ( <b>OBZ</b> ), Charcoal ( <b>CS</b> ) or Black ( <b>BS</b> ), add \$840 |      |
|          |   |       |       |                  |       |       |               |       |       |               |       |       |       |       |                |                 |            |    | <b>Cushion Fill</b>   |      |
|          |   |       |       |                  |       |       |               |       |       |               |       |       |       |       |                |                 |            |    | • Standard: Backs in Trillium, Seats in Trillium with Foam Insert   |      |
| Anza     | <b>Sofas</b>  | 4921  | 5413  | 9259             | 9873  | 10501 | 5882          | 6192  | 6502  | 6781          | 7091  | 7401  | 7711  | 8021  | 8331           | 15.5            | 279        | OW | 69  |      |
| 6200-020 | Sofa Self-Welted                                      |       |       |                  |       |       |               |       |       |               |       |       |       |       |                |                 |            |    | OD  | 39.5 |
|          |   |       |       |                  |       |       |               |       |       |               |       |       |       |       |                |                 |            |    | OH  | 33   |
|          |   |       |       |                  |       |       |               |       |       |               |       |       |       |       |                |                 |            |    | SH  | 17   |
|          |   |       |       |                  |       |       |               |       |       |               |       |       |       |       |                |                 |            |    | AH  | 22   |
|          |   |       |       |                  |       |       |               |       |       |               |       |       |       |       |                |                 |            |    | SD  | 23   |
|          |   |       |       |                  |       |       |               |       |       |               |       |       |       |       |                |                 |            |    | <b>Exposed Metal Legs and Corner Braces</b>   |      |
|          |   |       |       |                  |       |       |               |       |       |               |       |       |       |       |                |                 |            |    | • Standard: Powder Coat Carbon Matte ( <b>CBN</b> )   |      |
|          |   |       |       |                  |       |       |               |       |       |               |       |       |       |       |                |                 |            |    | • No Charge Option: Powder Coat (Specify Martin Bratrud Color)  |      |
|          |   |       |       |                  |       |       |               |       |       |               |       |       |       |       |                |                 |            |    | • Premium: Polished Stainless Steel ( <b>PSS</b> ), or Satin Stainless Steel ( <b>SSS</b> ), add \$180; and Hand Rubbed Steel in Brushed Bronze ( <b>BBZ</b> ), Oiled Bronze ( <b>OBZ</b> ), Charcoal ( <b>CS</b> ) or Black ( <b>BS</b> ), add \$280 |      |
|          |   |       |       |                  |       |       |               |       |       |               |       |       |       |       |                |                 |            |    | <b>Cushion Fill</b>   |      |
|          |   |       |       |                  |       |       |               |       |       |               |       |       |       |       |                |                 |            |    | • Standard: Backs in Trillium, Seats in Trillium with Foam Insert   |      |
| Anza     | <b>Sofas</b>  | 6174  | 6791  | 11842            | 12644 | 13464 | 7430          | 7835  | 8240  | 8604          | 9009  | 9414  | 9819  | 10224 | 10629          | 20.25           | 365        | OW | 98  |      |
| 6200-030 | Sofa Self-Welted                                      |       |       |                  |       |       |               |       |       |               |       |       |       |       |                |                 |            |    | OD  | 39.5 |
|          |   |       |       |                  |       |       |               |       |       |               |       |       |       |       |                |                 |            |    | OH  | 33   |
|          |   |       |       |                  |       |       |               |       |       |               |       |       |       |       |                |                 |            |    | SH  | 17   |
|          |   |       |       |                  |       |       |               |       |       |               |       |       |       |       |                |                 |            |    | AH  | 22   |
|          |   |       |       |                  |       |       |               |       |       |               |       |       |       |       |                |                 |            |    | SD  | 23   |
|          |   |       |       |                  |       |       |               |       |       |               |       |       |       |       |                |                 |            |    | <b>Exposed Metal Legs and Corner Braces</b>   |      |
|          |   |       |       |                  |       |       |               |       |       |               |       |       |       |       |                |                 |            |    | • Standard: Powder Coat Carbon Matte ( <b>CBN</b> )   |      |
|          |   |       |       |                  |       |       |               |       |       |               |       |       |       |       |                |                 |            |    | • No Charge Option: Powder Coat (Specify Martin Bratrud Color)  |      |
|          |   |       |       |                  |       |       |               |       |       |               |       |       |       |       |                |                 |            |    | • Premium: Polished Stainless Steel ( <b>PSS</b> ), or Satin Stainless Steel ( <b>SSS</b> ), add \$180; and Hand Rubbed Steel in Brushed Bronze ( <b>BBZ</b> ), Oiled Bronze ( <b>OBZ</b> ), Charcoal ( <b>CS</b> ) or Black ( <b>BS</b> ), add \$280 |      |
|          |   |       |       |                  |       |       |               |       |       |               |       |       |       |       |                |                 |            |    | <b>Cushion Fill</b>   |      |
|          |   |       |       |                  |       |       |               |       |       |               |       |       |       |       |                |                 |            |    | • Standard: Backs in Trillium, Seats in Trillium with Foam Insert   |      |



| Style                   | COM              | COL         | MB Leather Grade |              |              | Fabric Grades |             |             |             |             |             |             |             |             | Fabric Yardage | Sq. Ft. Leather | Dimensions |    |      |
|-------------------------|------------------|-------------|------------------|--------------|--------------|---------------|-------------|-------------|-------------|-------------|-------------|-------------|-------------|-------------|----------------|-----------------|------------|----|------|
|                         |                  |             | A                | B            | C            | 1             | 2           | 3           | 4           | 5           | 6           | 7           | 8           | 9           |                |                 |            |    |      |
| <b>Anza</b><br>6200-040 | <b>Sofas</b>     | <b>5780</b> | <b>6358</b>      | <b>10398</b> | <b>11052</b> | <b>11720</b>  | <b>6803</b> | <b>7133</b> | <b>7463</b> | <b>7760</b> | <b>8090</b> | <b>8420</b> | <b>8750</b> | <b>9080</b> | <b>9410</b>    | 16.5            | 297        | OW | 95.5 |
|                         | Sofa with Bumper |             |                  |              |              |               |             |             |             |             |             |             |             |             |                |                 |            | OD | 39.5 |
|                         | Self-Welted      |             |                  |              |              |               |             |             |             |             |             |             |             |             |                |                 |            | OH | 33   |
|                         |                  |             |                  |              |              |               |             |             |             |             |             |             |             |             |                |                 |            | SH | 17   |
|                         |                  |             |                  |              |              |               |             |             |             |             |             |             |             |             |                |                 |            | AH | 22   |
|                         |                  |             |                  |              |              |               |             |             |             |             |             |             |             |             |                |                 |            | SD | 23   |



**Exposed Metal Legs and Corner Braces**

- Standard: Powder Coat Carbon Matte (**CBN**)
- No Charge Option: Powder Coat (Specify Martin Bratrud Color)
- Premium: Polished Stainless Steel (**PSS**), or Satin Stainless Steel (**SSS**), add \$180; and Hand Rubbed Steel in Brushed Bronze (**BBZ**), Oiled Bronze (**OBZ**), Charcoal (**CS**) or Black (**BS**), add \$280

**Cushion Fill**

- Standard: Backs in Trillium, Seats in Trillium with Foam Insert

**Anza Details**

**Exposed Metal Legs and Corner Braces**

Standard Finish: Powder Coat (Specify Martin Bratrud Color)

[View Powder Coat - Metallics](#)

[View Powder Coat - Neutrals](#)

[View Powder Coat - Color](#)

Custom Powder Coat Finish produced upon receipt of a customer supplied RAL# and fee of \$285 Net, with a minimum order of 10.

**Cushions**

Self-Welted

Standard Fill: Backs in Trillium, Seats in Trillium with Foam Insert

**4 Week Lead Time with Maharam Mode and Merit, Grade 2 Textiles**

Specify 1 of 5 colors each from Mode 466337 or Merit 466444.

Mode Colors: -002 Intaglio; -005 Talus; -009 Clavicle; -018 Oriole;

-0035 Jetty

Merit Colors: -001 Trickle; -003 Gunmetal; -023 Kookabuirra;

-038 Goji; -043 Overcast