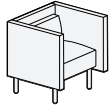
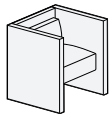


Style	COM	COL	MB Leather Grade			Fabric Grades			MB Masquerade							Fabric Yardage	Sq. Ft. Leather	Dimensions		
			A	B	C	1	2	3	4	5	6	7	8	9						
Assembli 1501-01	Low Back	2060	2266	4229	4536	4850	2541	2696	2851	2990	3145	3300	3455	3610	3765	7.75	140	OW	34	
	Chair	<b>Multiple Upholstery</b>																	OD	30
	Arms	<b>Lumbar Cushion</b>															1	18	OH	36
		<b>Seat Cushion</b>															2	36	SH	18
	<b>Back Panel and Arms</b>															6	108	AH	36	
	<b>Back and Arm Panels standard as Upholstered.</b>																			
	<ul style="list-style-type: none"> <li>Available in Maple Veneer in MB standard finishes (W), add \$1335.</li> <li>Also available in Rift Cut Oak Veneer and Walnut Veneer, add \$1455.</li> <li>Available in Laminate (LM), add \$1035. See below for options.</li> <li>Panels available as Upholstered Channel Back without lumbar (CN), add \$30, or with lumbar (CL), add \$270.</li> <li>Available as Panel Built to Floor, see 1501-01BTF.</li> </ul>																			
	<b>Legs standard as Round or Square.</b>																			
	<ul style="list-style-type: none"> <li>Available as Plus (+) Legs, add \$80. Unavailable in Chrome/Nickel</li> <li>Available with Sled Back Legs, add \$40. Powder Coat colors only.</li> </ul>																			
	<b>Legs standard in Powder Coat Sugar.</b>																			
	<ul style="list-style-type: none"> <li>Available in six additional colors. See below.</li> <li>Available in custom Powder Coat colors, contact factory.</li> <li>Also available in Polished Chrome (PC), add \$80, and Brushed Chrome (BC), add \$48. Not applicable for Sled Back Legs.</li> </ul>																			
GSA SIN 711-16												Cartoned Wt. (lbs.)		25						
GSA SIN 711-16												Cartoned Vol. (cu.ft.)		25						



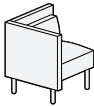
Assembli 1501-01BTF	Low Back	2142	2356	4661	5018	5382	2700	2880	3060	3222	3402	3582	3762	3942	4122	9	162	OW	34	
	Chair	<b>Multiple Upholstery</b>																	OD	30
	Arms	<b>Lumbar Cushion</b>															1	18	OH	36
	Built-to-Floor	<b>Seat</b>															2	36	SH	18
	<b>Back Panel and Arms</b>															7.5	135	AH	36	
	<b>Back and Arm Panels standard as Upholstered.</b>																			
	<ul style="list-style-type: none"> <li>Panels available as Upholstered Channel Back without lumbar (CN), add \$30, or with lumbar (CL), add \$270.</li> <li>Available as Panel Built to Floor, see 1501-01BTF.</li> </ul>																			
	<b>Back and Arm Panels standard as Upholstered.</b>																			
	<ul style="list-style-type: none"> <li>Available in Maple Veneer in MB standard finishes (W), add \$1335.</li> <li>Also available in Rift Cut Oak Veneer and Walnut Veneer, add \$1455.</li> <li>Available in Laminate (LM), add \$1035. See below for options.</li> </ul>																			
	<b>Legs standard as Round or Square.</b>																			
	<ul style="list-style-type: none"> <li>Available as Plus (+) Legs, add \$80. Unavailable in Chrome/Nickel</li> <li>Available with Sled Back Legs, add \$40. Powder Coat colors only.</li> </ul>																			
	<b>Legs standard in Powder Coat Sugar.</b>																			
	<ul style="list-style-type: none"> <li>Available in six additional colors. See below.</li> <li>Available in custom Powder Coat colors, contact factory.</li> <li>Also available in Polished Chrome (PC), add \$80, and Brushed Chrome (BC), add \$48. Not applicable for Sled Back Legs.</li> </ul>																			
GSA SIN 711-16												Cartoned Wt. (lbs.)		25						
GSA SIN 711-16												Cartoned Vol. (cu.ft.)		25						



Assembli 1501-02	Low Back	1547	1702	2737	2905	3077	1811	1896	1981	2057	2142	2227	2312	2397	2482	4.25	77	OW	30	
	Chair	<b>Multiple Upholstery</b>																	OD	27
	No Arms	<b>Lumbar Cushion</b>															1	18	OH	36
		<b>Seat</b>															2	36	SH	18
	<b>Back Panel</b>															2	36	AH	36	
	<b>Back and Arm Panels standard as Upholstered.</b>																			
	<ul style="list-style-type: none"> <li>Panels available as Upholstered Channel Back without lumbar (CN), add \$30, or with lumbar (CL), add \$270.</li> <li>Available as Panel Built to Floor, see 1501-01BTF.</li> </ul>																			
	<b>Back and Arm Panels standard as Upholstered.</b>																			
	<ul style="list-style-type: none"> <li>Available in Maple Veneer in MB standard finishes (W), add \$1335.</li> <li>Also available in Rift Cut Oak Veneer and Walnut Veneer, add \$1455.</li> <li>Available in Laminate (LM), add \$1035. See below for options.</li> </ul>																			
	<b>Legs standard as Round or Square.</b>																			
	<ul style="list-style-type: none"> <li>Available as Plus (+) Legs, add \$80. Unavailable in Chrome/Nickel</li> <li>Available with Sled Back Legs, add \$40. Powder Coat colors only.</li> </ul>																			
	<b>Legs standard in Powder Coat Sugar.</b>																			
	<ul style="list-style-type: none"> <li>Available in six additional colors. See below.</li> <li>Available in custom Powder Coat colors, contact factory.</li> <li>Also available in Polished Chrome (PC), add \$80, and Brushed Chrome (BC), add \$48. Not applicable for Sled Back Legs.</li> </ul>																			
GSA SIN 711-16												Cartoned Wt. (lbs.)		20						
GSA SIN 711-16												Cartoned Vol. (cu.ft.)		20						



Style	COM	COL	MB Leather Grade			Fabric Grades			MB Masquerade							Fabric Yardage	Sq. Ft. Leather	Dimensions		
			A	B	C	1	2	3	4	5	6	7	8	9						
Assembli 1501-02CN	Low Back	0	0	980	1118	1260	217	287	357	420	490	560	630	700	770	3.5	63	OW	30	
	Chair																	OD	27	
	No Arms	<ul style="list-style-type: none"> <li>• Panels available as Upholstered Channel Back without lumbar (CN), add \$30, or with lumbar (CL), add \$270.</li> <li>• Available as Panel Built to Floor, see 1501-01BTF.</li> </ul>															OH	36		
	Channeled	<ul style="list-style-type: none"> <li>• Available as Panel Built to Floor, see 1501-01BTF.</li> </ul>															SH	18		
		<p><b>Back and Arm Panels standard as Upholstered.</b></p> <ul style="list-style-type: none"> <li>• Available in Maple Veneer in MB standard finishes (W), add \$1335.</li> <li>• Also available in Rift Cut Oak Veneer and Walnut Veneer, add \$1455.</li> <li>• Available in Laminate (LM), add \$1035. See below for options.</li> </ul> <p><b>Legs standard as Round or Square.</b></p> <ul style="list-style-type: none"> <li>• Available as Plus (+) Legs, add \$80. Unavailable in Chrome/Nickel</li> <li>• Available with Sled Back Legs, add \$40. Powder Coat colors only.</li> </ul> <p><b>Legs standard in Powder Coat Sugar.</b></p> <ul style="list-style-type: none"> <li>• Available in six additional colors. See below.</li> <li>• Available in custom Powder Coat colors, contact factory.</li> <li>• Also available in Polished Chrome (PC), add \$80, and Brushed Chrome (BC), add \$48. Not applicable for Sled Back Legs.</li> </ul>															SD	20		
																Cartoned Wt. (lbs.)				
GSA SIN 711-16																Cartoned Vol. (cu.ft.)	20			
Assembli 1501-02BTF	Low Back	1616	1778	2946	3134	3326	1911	2006	2101	2186	2281	2376	2471	2566	2661	4.75	86	OW	30	
	Chair	<b>Multiple Upholstery</b>																OD	27	
	No Arms	<b>Lumbar Cushion</b>															1	18	OH	36
	Built-to-Floor	<b>Seat</b>															2	36	SH	18
		<b>Back Panel</b>															2.5	45		
		<ul style="list-style-type: none"> <li>• Panels available as Upholstered Channel Back without lumbar (CN), add \$30, or with lumbar (CL), add \$270.</li> <li>• Available as Panel Built to Floor, see 1501-01BTF.</li> </ul>																		
		<p><b>Back and Arm Panels standard as Upholstered.</b></p> <ul style="list-style-type: none"> <li>• Available in Maple Veneer in MB standard finishes (W), add \$1335.</li> <li>• Also available in Rift Cut Oak Veneer and Walnut Veneer, add \$1455.</li> <li>• Available in Laminate (LM), add \$1035. See below for options.</li> </ul> <p><b>Legs standard as Round or Square.</b></p> <ul style="list-style-type: none"> <li>• Available as Plus (+) Legs, add \$80. Unavailable in Chrome/Nickel</li> <li>• Available with Sled Back Legs, add \$40. Powder Coat colors only.</li> </ul> <p><b>Legs standard in Powder Coat Sugar.</b></p> <ul style="list-style-type: none"> <li>• Available in six additional colors. See below.</li> <li>• Available in custom Powder Coat colors, contact factory.</li> <li>• Also available in Polished Chrome (PC), add \$80, and Brushed Chrome (BC), add \$48. Not applicable for Sled Back Legs.</li> </ul>																		
																Cartoned Wt. (lbs.)				
GSA SIN 711-16																Cartoned Vol. (cu.ft.)	20			
Assembli 1501-05	Low Back	1817	1999	3496	3734	3977	2189	2309	2429	2537	2657	2777	2897	3017	3137	6	108	OW	32	
	Chair	<b>Multiple Upholstery</b>																OD	30	
	Arm LAF	<b>Lumbar Cushion</b>															1	18	OH	36
		<b>Seat</b>															2	36	SH	18
		<b>Back Panel and Arm</b>															4	72	AH	36
		<ul style="list-style-type: none"> <li>• Panels available as Upholstered Channel Back without lumbar (CN), add \$30, or with lumbar (CL), add \$270.</li> <li>• Available as Panel Built to Floor, see 1501-01BTF.</li> </ul>																		
		<p><b>Back and Arm Panels standard as Upholstered.</b></p> <ul style="list-style-type: none"> <li>• Available in Maple Veneer in MB standard finishes (W), add \$1335.</li> <li>• Also available in Rift Cut Oak Veneer and Walnut Veneer, add \$1455.</li> <li>• Available in Laminate (LM), add \$1035. See below for options.</li> </ul> <p><b>Legs standard as Round or Square.</b></p> <ul style="list-style-type: none"> <li>• Available as Plus (+) Legs, add \$80. Unavailable in Chrome/Nickel</li> <li>• Available with Sled Back Legs, add \$40. Powder Coat colors only.</li> </ul> <p><b>Legs standard in Powder Coat Sugar.</b></p> <ul style="list-style-type: none"> <li>• Available in six additional colors. See below.</li> <li>• Available in custom Powder Coat colors, contact factory.</li> <li>• Also available in Polished Chrome (PC), add \$80, and Brushed Chrome (BC), add \$48. Not applicable for Sled Back Legs.</li> </ul> <p>All available as Right Arm Facing (1501-06).</p>																		
																Cartoned Wt. (lbs.)				
GSA SIN 711-16																Cartoned Vol. (cu.ft.)	23			



Style		MB Leather Grade													Fabric Yardage	Sq. Ft. Leather	Dimensions			
		COM	COL	A	B	C	Fabric Grades			MB Masquerade			7	8					9	
Assembl 1501-05BTF	Low Back	1898	2088	3857	4135	4418	2332	2472	2612	2738	2878	3018	3158	3298	3438	7	126	OW	32	
	Chair	<b>Multiple Upholstery</b>																	OD	30
	Arm LAF	<b>Lumbar Cushion</b>															1	18	OH	36
	Built-to-Floor	<b>Seat</b>															2	36	SH	18
		<b>Back Panel and Arm</b>															5	90	AH	36

**Back and Arm Panels standard as Upholstered.**

- Available in Maple Veneer in MB standard finishes (W), add \$1335.
- Also available in Rift Cut Oak Veneer and Walnut Veneer, add \$1455.
- Available in Laminate (LM), add \$1035. See below for options.
- Panels available as Upholstered Channel Back without lumbar (CN), add \$30, or with lumbar (CL), add \$270.
- Available as Panel Built to Floor, see 1501-01BTF.

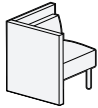
**Legs standard as Round or Square.**

- Available as Plus (+) Legs, add \$80. Unavailable in Chrome/Nickel
- Available with Sled Back Legs, add \$40. Powder Coat colors only.

**Legs standard in Powder Coat Sugar.**

- Available in six additional colors. See below.
- Available in custom Powder Coat colors, contact factory.
- Also available in Polished Chrome (PC), add \$80, and Brushed Chrome (BC), add \$48. Not applicable for Sled Back Legs.

All available as Right Arm Facing (1501-06BTF).



GSA SIN 711-16

Cartoned Wt. (lbs.)  
Cartoned Vol. (cu.ft.) 23

Assembl 1501-09S	Low Back	2574	2831	4113	4331	4554	2915	3025	3135	3234	3344	3454	3564	3674	3784	5.5	99	OW	30	
	Chair	<b>Multiple Upholstery</b>																	OD	27
	Casters	<b>Lumbar Cushion</b>															1	18	OH	36
	Shelf	<b>Seat</b>															2	36	SH	18
		<b>Back Panel</b>															2.5	45		

• Panels available as Upholstered Channel Back without lumbar (CN), add \$30, or with lumbar (CL), add \$270.

• Available as Panel Built to Floor, see 1501-01BTF.

**Back and Arm Panels standard as Upholstered.**

- Available in Maple Veneer in MB standard finishes (W), add \$1335.
- Also available in Rift Cut Oak Veneer and Walnut Veneer, add \$1455.
- Available in Laminate (LM), add \$1035. See below for options.

**Legs standard as Round or Square.**

- Available as Plus (+) Legs, add \$80. Unavailable in Chrome/Nickel
- Available with Sled Back Legs, add \$40. Powder Coat colors only.

**Legs standard in Powder Coat Sugar.**

- Available in six additional colors. See below.
- Available in custom Powder Coat colors, contact factory.
- Also available in Polished Chrome (PC), add \$80, and Brushed Chrome (BC), add \$48. Not applicable for Sled Back Legs.



GSA SIN 711-16

Cartoned Wt. (lbs.)  
Cartoned Vol. (cu.ft.) 20

Assembl 1501-61	Low Back	3082	3390	5321	5638	5962	3578	3738	3898	4042	4202	4362	4522	4682	4842	8	144	OW	60	
	Sofa	<b>Multiple Upholstery</b>																	OD	27
	No Arms	<b>Lumbar Cushion</b>															2	36	OH	36
		<b>Seat</b>															4	72	SH	18
		<b>Back Panel</b>															4	72		

• Panels available as Upholstered Channel Back without lumbar (CN), add \$30, or with lumbar (CL), add \$270.

• Available as Panel Built to Floor, see 1501-01BTF.

**Back and Arm Panels standard as Upholstered.**

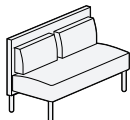
- Available in Maple Veneer in MB standard finishes (W), add \$1335.
- Also available in Rift Cut Oak Veneer and Walnut Veneer, add \$1455.
- Available in Laminate (LM), add \$1035. See below for options.

**Legs standard as Round or Square.**

- Available as Plus (+) Legs, add \$80. Unavailable in Chrome/Nickel
- Available with Sled Back Legs, add \$40. Powder Coat colors only.

**Legs standard in Powder Coat Sugar.**

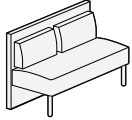
- Available in six additional colors. See below.
- Available in custom Powder Coat colors, contact factory.
- Also available in Polished Chrome (PC), add \$80, and Brushed Chrome (BC), add \$48. Not applicable for Sled Back Legs.



Cartoned Wt. (lbs.)



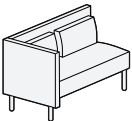
Style	COM	COL	MB Leather Grade			Fabric Grades			MB Masquerade							Fabric Yardage	Sq. Ft. Leather	Dimensions			
			A	B	C	1	2	3	4	5	6	7	8	9							
<b>Assembli</b> 1501-61BTF	<b>Low Back</b>	<b>3185</b>	<b>3504</b>	<b>5774</b>	<b>6140</b>	<b>6515</b>	<b>3759</b>	<b>3944</b>	<b>4129</b>	<b>4295</b>	<b>4480</b>	<b>4665</b>	<b>4850</b>	<b>5035</b>	<b>5220</b>	9.25	167	OW	60		
	Sofa	<b>Multiple Upholstery</b>																	OD	27	
	No Arms	<b>Lumbar Cushion</b>																<b>2</b>	<b>36</b>	OH	36
	Built-to-Floor	<b>Seat</b>																<b>4</b>	<b>72</b>	SH	18
		<b>Back Panel</b>															<b>4.5</b>	<b>81</b>			
		<ul style="list-style-type: none"> <li>• Panels available as Upholstered Channel Back without lumbar (CN), add \$30, or with lumbar (CL), add \$270.</li> <li>• Available as Panel Built to Floor, see 1501-01BTF.</li> </ul>																			
		<b>Back and Arm Panels standard as Upholstered.</b>																			
		<ul style="list-style-type: none"> <li>• Available in Maple Veneer in MB standard finishes (W), add \$1335.</li> <li>• Also available in Rift Cut Oak Veneer and Walnut Veneer, add \$1455.</li> <li>• Available in Laminate (LM), add \$1035. See below for options.</li> </ul>																			
		<b>Legs standard as Round or Square.</b>																			
		<ul style="list-style-type: none"> <li>• Available as Plus (+) Legs, add \$80. Unavailable in Chrome/Nickel</li> <li>• Available with Sled Back Legs, add \$40. Powder Coat colors only.</li> </ul>																			
		<b>Legs standard in Powder Coat Sugar.</b>																			
		<ul style="list-style-type: none"> <li>• Available in six additional colors. See below.</li> <li>• Available in custom Powder Coat colors, contact factory.</li> <li>• Also available in Polished Chrome (PC), add \$80, and Brushed Chrome (BC), add \$48. Not applicable for Sled Back Legs.</li> </ul>																			



GSA SIN 711-16

Cartoned Wt. (lbs.)  
Cartoned Vol. (cu.ft.) 37

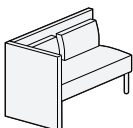
<b>Assembli</b> 1501-63	<b>Low Back</b>	<b>3373</b>	<b>3710</b>	<b>6172</b>	<b>6568</b>	<b>6973</b>	<b>3993</b>	<b>4193</b>	<b>4393</b>	<b>4573</b>	<b>4773</b>	<b>4973</b>	<b>5173</b>	<b>5373</b>	<b>5573</b>	10	180	OW	62		
	Sofa	<b>Multiple Upholstery</b>																	OD	27	
	Arm LAF	<b>Lumbar Cushion</b>																<b>2</b>	<b>36</b>	OH	36
		<b>Seat</b>																<b>4</b>	<b>72</b>	SH	18
		<b>Back Panel</b>															<b>5.5</b>	<b>99</b>			
		<ul style="list-style-type: none"> <li>• Panels available as Upholstered Channel Back without lumbar (CN), add \$30, or with lumbar (CL), add \$270.</li> <li>• Available as Panel Built to Floor, see 1501-01BTF.</li> </ul>																			
		<b>Back and Arm Panels standard as Upholstered.</b>																			
		<ul style="list-style-type: none"> <li>• Available in Maple Veneer in MB standard finishes (W), add \$1335.</li> <li>• Also available in Rift Cut Oak Veneer and Walnut Veneer, add \$1455.</li> <li>• Available in Laminate (LM), add \$1035. See below for options.</li> </ul>																			
		<b>Legs standard as Round or Square.</b>																			
		<ul style="list-style-type: none"> <li>• Available as Plus (+) Legs, add \$80. Unavailable in Chrome/Nickel</li> <li>• Available with Sled Back Legs, add \$40. Powder Coat colors only.</li> </ul>																			
		<b>Legs standard in Powder Coat Sugar.</b>																			
		<ul style="list-style-type: none"> <li>• Available in six additional colors. See below.</li> <li>• Available in custom Powder Coat colors, contact factory.</li> <li>• Also available in Polished Chrome (PC), add \$80, and Brushed Chrome (BC), add \$48. Not applicable for Sled Back Legs.</li> </ul>																			
		All available as Right Arm Facing (1501-64).																			



GSA SIN 711-16

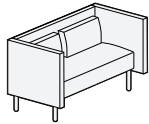
Cartoned Wt. (lbs.)  
Cartoned Vol. (cu.ft.) 38

<b>Assembli</b> 1501-63BTF	<b>Low Back</b>	<b>3533</b>	<b>3886</b>	<b>6962</b>	<b>7447</b>	<b>7943</b>	<b>4293</b>	<b>4538</b>	<b>4783</b>	<b>5003</b>	<b>5248</b>	<b>5493</b>	<b>5738</b>	<b>5983</b>	<b>6228</b>	12.25	221	OW	62		
	Sofa	<b>Multiple Upholstery</b>																	OD	27	
	Arm LAF	<b>Lumbar Cushion</b>																<b>2</b>	<b>36</b>	OH	36
	Built-to-Floor	<b>Seat</b>																<b>4</b>	<b>72</b>	SH	18
		<b>Back Panel</b>															<b>7.5</b>	<b>135</b>			
		<b>Back and Arm Panels standard as Upholstered.</b>																			
		<ul style="list-style-type: none"> <li>• Available in Maple Veneer in MB standard finishes (W), add \$1335.</li> <li>• Also available in Rift Cut Oak Veneer and Walnut Veneer, add \$1455.</li> </ul>																			
		<ul style="list-style-type: none"> <li>• Available in Laminate (LM), add \$1035. See below for options.</li> </ul>																			
		<ul style="list-style-type: none"> <li>• Panels available as Upholstered Channel Back without lumbar (CN), add \$30, or with lumbar (CL), add \$270.</li> <li>• Available as Panel Built to Floor, see 1501-01BTF.</li> </ul>																			
		<b>Legs standard as Round or Square.</b>																			
		<ul style="list-style-type: none"> <li>• Available as Plus (+) Legs, add \$80. Unavailable in Chrome/Nickel</li> <li>• Available with Sled Back Legs, add \$40. Powder Coat colors only.</li> </ul>																			
		<b>Legs standard in Powder Coat Sugar.</b>																			
		<ul style="list-style-type: none"> <li>• Available in six additional colors. See below.</li> <li>• Available in custom Powder Coat colors, contact factory.</li> <li>• Also available in Polished Chrome (PC), add \$80, and Brushed Chrome (BC), add \$48. Not applicable for Sled Back Legs.</li> </ul>																			
		All available as Right Arm Facing (1501-64BTF).																			

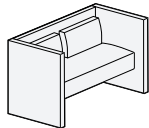


Martin Brattrud Inc.

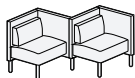
Style	COM	COL	MB Leather Grade			Fabric Grades					Mb Masquerade	Fabric Yardage	Sq. Ft. Leather	Dimensions					
			A	B	C	1	2	3	4	5						6	7	8	9
<b>Assembli</b> 1501-67	<b>Low Back</b> Sofa Arms	<b>3694</b>	<b>4063</b>	<b>7123</b>	<b>7608</b>	<b>8104</b>	<b>4454</b>	<b>4699</b>	<b>4944</b>	<b>5164</b>	<b>5409</b>	<b>5654</b>	<b>5899</b>	<b>6144</b>	<b>6389</b>	12.25	221	OW	64
		<b>Multiple Upholstery</b>																	
		<b>Lumbar Cushion</b>																	
		<b>Seat</b>																	
		<b>Back Panel</b>																	
		<ul style="list-style-type: none"> <li>• Panels available as Upholstered Channel Back without lumbar (CN), add \$30, or with lumbar (CL), add \$270.</li> <li>• Available as Panel Built to Floor, see 1501-01BTF.</li> </ul>																	
		<b>Back and Arm Panels standard as Upholstered.</b>																	
		<ul style="list-style-type: none"> <li>• Available in Maple Veneer in MB standard finishes (W), add \$1335.</li> <li>• Also available in Rift Cut Oak Veneer and Walnut Veneer, add \$1455.</li> <li>• Available in Laminate (LM), add \$1035. See below for options.</li> </ul>																	
		<b>Legs standard as Round or Square.</b>																	
		<ul style="list-style-type: none"> <li>• Available as Plus (+) Legs, add \$80. Unavailable in Chrome/Nickel</li> <li>• Available with Sled Back Legs, add \$40. Powder Coat colors only.</li> </ul>																	
		<b>Legs standard in Powder Coat Sugar.</b>																	
		<ul style="list-style-type: none"> <li>• Available in six additional colors. See below.</li> <li>• Available in custom Powder Coat colors, contact factory.</li> <li>• Also available in Polished Chrome (PC), add \$80, and Brushed Chrome (BC), add \$48. Not applicable for Sled Back Legs.</li> </ul>																	



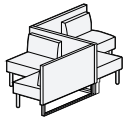
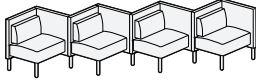
<b>Assembli</b> 1501-67BTF	<b>Low Back</b> Sofa Arms Built-to-Floor	<b>3810</b>	<b>4191</b>	<b>7729</b>	<b>8283</b>	<b>8850</b>	<b>4678</b>	<b>4958</b>	<b>5238</b>	<b>5490</b>	<b>5770</b>	<b>6050</b>	<b>6330</b>	<b>6610</b>	<b>6890</b>	14	252	OW	64
		<b>Multiple Upholstery</b>																	
		<b>Lumbar Cushion</b>																	
		<b>Seat</b>																	
		<b>Back Panel</b>																	
		<ul style="list-style-type: none"> <li>• Panels available as Upholstered Channel Back without lumbar (CN), add \$30, or with lumbar (CL), add \$270.</li> <li>• Available as Panel Built to Floor, see 1501-01BTF.</li> </ul>																	
		<b>Back and Arm Panels standard as Upholstered.</b>																	
		<ul style="list-style-type: none"> <li>• Available in Maple Veneer in MB standard finishes (W), add \$1335.</li> <li>• Also available in Rift Cut Oak Veneer and Walnut Veneer, add \$1455.</li> <li>• Available in Laminate (LM), add \$1035. See below for options.</li> </ul>																	
		<b>Legs standard as Round or Square.</b>																	
		<ul style="list-style-type: none"> <li>• Available as Plus (+) Legs, add \$80. Unavailable in Chrome/Nickel</li> <li>• Available with Sled Back Legs, add \$40. Powder Coat colors only.</li> </ul>																	
		<b>Legs standard in Powder Coat Sugar.</b>																	
		<ul style="list-style-type: none"> <li>• Available in six additional colors. See below.</li> <li>• Available in custom Powder Coat colors, contact factory.</li> <li>• Also available in Polished Chrome (PC), add \$80, and Brushed Chrome (BC), add \$48. Not applicable for Sled Back Legs.</li> </ul>																	

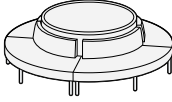
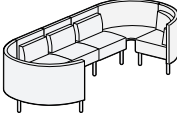



<b>Assembli</b> 1501-102Z	<b>Low Back</b> Zig-Zag	<b>4911</b>	<b>5402</b>	<b>9110</b>	<b>9704</b>	<b>10311</b>	<b>5841</b>	<b>6141</b>	<b>6441</b>	<b>6711</b>	<b>7011</b>	<b>7311</b>	<b>7611</b>	<b>7911</b>	<b>8211</b>	15	270	OW	102
		<b>Back and Arm Panels standard as Upholstered.</b>																	
		<ul style="list-style-type: none"> <li>• Available in Maple Veneer in MB standard finishes (W), add \$1335.</li> <li>• Also available in Rift Cut Oak Veneer and Walnut Veneer, add \$1455.</li> <li>• Available in Laminate (LM), add \$1035. See below for options.</li> <li>• Panels available as Upholstered Channel Back without lumbar (CN), add \$30, or with lumbar (CL), add \$270.</li> <li>• Available as Panel Built to Floor, see 1501-01BTF.</li> </ul>																	
		<b>Legs standard as Round or Square.</b>																	
		<ul style="list-style-type: none"> <li>• Available as Plus (+) Legs, add \$80. Unavailable in Chrome/Nickel</li> <li>• Available with Sled Back Legs, add \$40. Powder Coat colors only.</li> </ul>																	
		<b>Legs standard in Powder Coat Sugar.</b>																	
		<ul style="list-style-type: none"> <li>• Available in six additional colors. See below.</li> <li>• Available in custom Powder Coat colors, contact factory.</li> <li>• Also available in Polished Chrome (PC), add \$80, and Brushed Chrome (BC), add \$48. Not applicable for Sled Back Legs.</li> </ul>																	



Style	COM	COL	MB Leather Grade			Fabric Grades			MB Masquerade						Fabric Yardage	Sq. Ft. Leather	Dimensions	
			A	B	C	1	2	3	4	5	6	7	8	9			OW	OD
<b>Assembli</b> 1501-240Z	<b>Low Back</b> Zig-Zag	<b>11098</b>	<b>12208</b>	<b>20055</b>	<b>21322</b>	<b>22618</b>	<b>13082</b>	<b>13722</b>	<b>14362</b>	<b>14938</b>	<b>15578</b>	<b>16218</b>	<b>16858</b>	<b>17498</b>	<b>18138</b>	32	576	OW 240 OD 120 OH 36 SH 18
<p><b>Back and Arm Panels standard as Upholstered.</b></p> <ul style="list-style-type: none"> <li>• Available in Maple Veneer in MB standard finishes (<b>W</b>), add \$1335.</li> <li>• Also available in Rift Cut Oak Veneer and Walnut Veneer, add \$1455.</li> <li>• Available in Laminate (<b>LM</b>), add \$1035. See below for options.</li> <li>• Panels available as Upholstered Channel Back without lumbar (<b>CN</b>), add \$30, or with lumbar (<b>CL</b>), add \$270.</li> <li>• Available as Panel Built to Floor, see 1501-01BTF.</li> </ul> <p><b>Legs standard as Round or Square.</b></p> <ul style="list-style-type: none"> <li>• Available as Plus (+) Legs, add \$80. Unavailable in Chrome/Nickel</li> <li>• Available with Sled Back Legs, add \$40. Powder Coat colors only.</li> </ul> <p><b>Legs standard in Powder Coat Sugar.</b></p> <ul style="list-style-type: none"> <li>• Available in six additional colors. See below.</li> <li>• Available in custom Powder Coat colors, contact factory.</li> <li>• Also available in Polished Chrome (<b>PC</b>), add \$80, and Brushed Chrome (<b>BC</b>), add \$48. Not applicable for Sled Back Legs.</li> </ul>																		
GSA SIN 711-16																Cartoned Wt. (lbs.)		603
GSA SIN 711-16																Cartoned Vol. (cu.ft.)		603
<b>Assembli</b> 1501-112ZT	<b>Low Back</b> Zig-Zag Table	<b>9196</b>	<b>10116</b>	<b>15214</b>	<b>16065</b>	<b>16936</b>	<b>10529</b>	<b>10959</b>	<b>11389</b>	<b>11776</b>	<b>12206</b>	<b>12636</b>	<b>13066</b>	<b>13496</b>	<b>13926</b>	21.5	387	OW 112 OD 57 OH 36 SH 18
<p><b>Back and Arm Panels standard as Upholstered.</b></p> <ul style="list-style-type: none"> <li>• Available in Maple Veneer in MB standard finishes (<b>W</b>), add \$1335.</li> <li>• Also available in Rift Cut Oak Veneer and Walnut Veneer, add \$1455.</li> <li>• Available in Laminate (<b>LM</b>), add \$1035. See below for options.</li> <li>• Panels available as Upholstered Channel Back without lumbar (<b>CN</b>), add \$30, or with lumbar (<b>CL</b>), add \$270.</li> <li>• Available as Panel Built to Floor, see 1501-01BTF.</li> </ul> <p><b>Legs standard as Round or Square.</b></p> <ul style="list-style-type: none"> <li>• Available as Plus (+) Legs, add \$80. Unavailable in Chrome/Nickel</li> <li>• Available with Sled Back Legs, add \$40. Powder Coat colors only.</li> </ul> <p><b>Legs standard in Powder Coat Sugar.</b></p> <ul style="list-style-type: none"> <li>• Available in six additional colors. See below.</li> <li>• Available in custom Powder Coat colors, contact factory.</li> <li>• Also available in Polished Chrome (<b>PC</b>), add \$80, and Brushed Chrome (<b>BC</b>), add \$48. Not applicable for Sled Back Legs.</li> </ul>																		
GSA SIN 711-16																Cartoned Wt. (lbs.)		316
GSA SIN 711-16																Cartoned Vol. (cu.ft.)		316
<b>Assembli</b> 1501-147ZT	<b>Low Back</b> Zig-Zag Table	<b>11758</b>	<b>12934</b>	<b>19595</b>	<b>20704</b>	<b>21838</b>	<b>13494</b>	<b>14054</b>	<b>14614</b>	<b>15118</b>	<b>15678</b>	<b>16238</b>	<b>16798</b>	<b>17358</b>	<b>17918</b>	28	504	OW 147 OD 57 OH 36 SH 18 AH 36
<p><b>Back and Arm Panels standard as Upholstered.</b></p> <ul style="list-style-type: none"> <li>• Available in Maple Veneer in MB standard finishes (<b>W</b>), add \$1335.</li> <li>• Also available in Rift Cut Oak Veneer and Walnut Veneer, add \$1455.</li> <li>• Available in Laminate (<b>LM</b>), add \$1035. See below for options.</li> <li>• Panels available as Upholstered Channel Back without lumbar (<b>CN</b>), add \$30, or with lumbar (<b>CL</b>), add \$270.</li> <li>• Available as Panel Built to Floor, see 1501-01BTF.</li> </ul> <p><b>Legs standard as Round or Square.</b></p> <ul style="list-style-type: none"> <li>• Available as Plus (+) Legs, add \$80. Unavailable in Chrome/Nickel</li> <li>• Available with Sled Back Legs, add \$40. Powder Coat colors only.</li> </ul> <p><b>Legs standard in Powder Coat Sugar.</b></p> <ul style="list-style-type: none"> <li>• Available in six additional colors. See below.</li> <li>• Available in custom Powder Coat colors, contact factory.</li> <li>• Also available in Polished Chrome (<b>PC</b>), add \$80, and Brushed Chrome (<b>BC</b>), add \$48. Not applicable for Sled Back Legs.</li> </ul>																		
GSA SIN 711-16																Cartoned Wt. (lbs.)		178
GSA SIN 711-16																Cartoned Vol. (cu.ft.)		178



Style	COM	COL	MB Leather Grade			Fabric Grades			MB Masquerade							Fabric Yardage	Sq. Ft. Leather	Dimensions	
			A	B	C	1	2	3	4	5	6	7	8	9					
<b>Assembl</b> 1501-112C	<b>Low Back</b> Round	<b>10221</b>	<b>11243</b>	<b>16939</b>	<b>17889</b>	<b>18861</b>	<b>11709</b>	<b>12189</b>	<b>12669</b>	<b>13101</b>	<b>13581</b>	<b>14061</b>	<b>14541</b>	<b>15021</b>	<b>15501</b>	24	432	OW	112
 <p><b>Back and Arm Panels standard as Upholstered.</b></p> <ul style="list-style-type: none"> <li>• Available in Maple Veneer in MB standard finishes (<b>W</b>), add \$1335.</li> <li>• Also available in Rift Cut Oak Veneer and Walnut Veneer, add \$1455.</li> <li>• Available in Laminate (<b>LM</b>), add \$1035. See below for options.</li> <li>• Panels available as Upholstered Channel Back without lumbar (<b>CN</b>), add \$30, or with lumbar (<b>CL</b>), add \$270.</li> <li>• Available as Panel Built to Floor, see 1501-01BTF.</li> </ul> <p><b>Legs standard as Round or Square.</b></p> <ul style="list-style-type: none"> <li>• Available as Plus (+) Legs, add \$80. Unavailable in Chrome/Nickel</li> <li>• Available with Sled Back Legs, add \$40. Powder Coat colors only.</li> </ul> <p><b>Legs standard in Powder Coat Sugar.</b></p> <ul style="list-style-type: none"> <li>• Available in six additional colors. See below.</li> <li>• Available in custom Powder Coat colors, contact factory.</li> <li>• Also available in Polished Chrome (<b>PC</b>), add \$80, and Brushed Chrome (<b>BC</b>), add \$48. Not applicable for Sled Back Legs.</li> </ul>																			
GSA SIN 711-16																Cartoned Wt. (lbs.)		264	
GSA SIN 711-16																Cartoned Vol. (cu.ft.)		264	
<b>Assembl</b> 1501-152CT	<b>Low Back</b> Huddle Corner Tables	<b>10873</b>	<b>11960</b>	<b>20530</b>	<b>21896</b>	<b>23293</b>	<b>13012</b>	<b>13702</b>	<b>14392</b>	<b>15013</b>	<b>15703</b>	<b>16393</b>	<b>17083</b>	<b>17773</b>	<b>18463</b>	34.5	621	OW	152
 <p><b>Back and Arm Panels standard as Upholstered.</b></p> <ul style="list-style-type: none"> <li>• Available in Maple Veneer in MB standard finishes (<b>W</b>), add \$1335.</li> <li>• Also available in Rift Cut Oak Veneer and Walnut Veneer, add \$1455.</li> <li>• Available in Laminate (<b>LM</b>), add \$1035. See below for options.</li> <li>• Panels available as Upholstered Channel Back without lumbar (<b>CN</b>), add \$30, or with lumbar (<b>CL</b>), add \$270.</li> <li>• Available as Panel Built to Floor, see 1501-01BTF.</li> </ul> <p><b>Legs standard as Round or Square.</b></p> <ul style="list-style-type: none"> <li>• Available as Plus (+) Legs, add \$80. Unavailable in Chrome/Nickel</li> <li>• Available with Sled Back Legs, add \$40. Powder Coat colors only.</li> </ul> <p><b>Legs standard in Powder Coat Sugar.</b></p> <ul style="list-style-type: none"> <li>• Available in six additional colors. See below.</li> <li>• Available in custom Powder Coat colors, contact factory.</li> <li>• Also available in Polished Chrome (<b>PC</b>), add \$80, and Brushed Chrome (<b>BC</b>), add \$48. Not applicable for Sled Back Legs.</li> </ul>																			
GSA SIN 711-16																Cartoned Wt. (lbs.)		168	
GSA SIN 711-16																Cartoned Vol. (cu.ft.)		168	
<b>Assembl</b> 1501-249UT	<b>Low Back</b> Double Wedge Table Corner Table	<b>17302</b>	<b>19032</b>	<b>25699</b>	<b>26887</b>	<b>28102</b>	<b>19162</b>	<b>19762</b>	<b>20362</b>	<b>20902</b>	<b>21502</b>	<b>22102</b>	<b>22702</b>	<b>23302</b>	<b>23902</b>	30	540	OW	249
 <p><b>Back and Arm Panels standard as Upholstered.</b></p> <ul style="list-style-type: none"> <li>• Available in Maple Veneer in MB standard finishes (<b>W</b>), add \$1335.</li> <li>• Also available in Rift Cut Oak Veneer and Walnut Veneer, add \$1455.</li> <li>• Available in Laminate (<b>LM</b>), add \$1035. See below for options.</li> <li>• Panels available as Upholstered Channel Back without lumbar (<b>CN</b>), add \$30, or with lumbar (<b>CL</b>), add \$270.</li> <li>• Available as Panel Built to Floor, see 1501-01BTF.</li> </ul> <p><b>Legs standard as Round or Square.</b></p> <ul style="list-style-type: none"> <li>• Available as Plus (+) Legs, add \$80. Unavailable in Chrome/Nickel</li> <li>• Available with Sled Back Legs, add \$40. Powder Coat colors only.</li> </ul> <p><b>Legs standard in Powder Coat Sugar.</b></p> <ul style="list-style-type: none"> <li>• Available in six additional colors. See below.</li> <li>• Available in custom Powder Coat colors, contact factory.</li> <li>• Also available in Polished Chrome (<b>PC</b>), add \$80, and Brushed Chrome (<b>BC</b>), add \$48. Not applicable for Sled Back Legs.</li> </ul>																			
GSA SIN 711-16																Cartoned Wt. (lbs.)		366	
GSA SIN 711-16																Cartoned Vol. (cu.ft.)		366	



Style	COM	COL	MB Leather Grade			Fabric Grades			MB Masquerade						Fabric Yardage	Sq. Ft. Leather	Dimensions		
			A	B	C	1	2	3	4	5	6	7	8	9			OW	OD	
<b>Assembl</b> 1501-260U-DE	<b>Low Back</b>	<b>12212</b>	<b>13433</b>	<b>20049</b>	<b>21158</b>	<b>22292</b>	<b>13948</b>	<b>14508</b>	<b>15068</b>	<b>15572</b>	<b>16132</b>	<b>16692</b>	<b>17252</b>	<b>17812</b>	<b>18372</b>	28	504	OW	260
	Tête-à-Tête																	OD	52
	Dry Erase Board																	OH	56
																		SH	18

**Back and Arm Panels standard as Upholstered.**

- Available in Maple Veneer in MB standard finishes (W), add \$1335.
- Also available in Rift Cut Oak Veneer and Walnut Veneer, add \$1455.
- Available in Laminate (LM), add \$1035. See below for options.
- Panels available as Upholstered Channel Back without lumbar (CN), add \$30, or with lumbar (CL), add \$270.
- Available as Panel Built to Floor, see 1501-01BTF.

**Legs standard as Round or Square.**

- Available as Plus (+) Legs, add \$80. Unavailable in Chrome/Nickel
- Available with Sled Back Legs, add \$40. Powder Coat colors only.

**Legs standard in Powder Coat Sugar.**

- Available in six additional colors. See below.
- Available in custom Powder Coat colors, contact factory.
- Also available in Polished Chrome (PC), add \$80, and Brushed Chrome (BC), add \$48. Not applicable for Sled Back Legs.

As shown in catalog on page 4-5.

GSA SIN 711-16 Cartoned Wt. (lbs.)  
Cartoned Vol. (cu.ft.) 441

<b>Assembl</b> 1502-01	<b>Mid Back</b>	<b>2356</b>	<b>2592</b>	<b>4805</b>	<b>5152</b>	<b>5506</b>	<b>2899</b>	<b>3074</b>	<b>3249</b>	<b>3406</b>	<b>3581</b>	<b>3756</b>	<b>3931</b>	<b>4106</b>	<b>4281</b>	8.75	158	OW	34
	Chair																	OD	30
	Arms																	OH	42
																		SH	18
																		AH	42

**Multiple Upholstery**

**Lumbar Cushion**

**Seat**

**Back Panel and Arms**

- Panels available as Upholstered Channel Back without lumbar (CN), add \$30, or with lumbar (CL), add \$270.
- Available as Panel Built to Floor, see 1501-01BTF.

**Back and Arm Panels standard as Upholstered.**

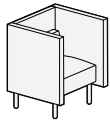
- Available in Maple Veneer in MB standard finishes (W), add \$1335.
- Also available in Rift Cut Oak Veneer and Walnut Veneer, add \$1455.
- Available in Laminate (LM), add \$1035. See below for options.

**Legs standard as Round or Square.**

- Available as Plus (+) Legs, add \$80. Unavailable in Chrome/Nickel
- Available with Sled Back Legs, add \$40. Powder Coat colors only.

**Legs standard in Powder Coat Sugar.**

- Available in six additional colors. See below.
- Available in custom Powder Coat colors, contact factory.
- Also available in Polished Chrome (PC), add \$80, and Brushed Chrome (BC), add \$48. Not applicable for Sled Back Legs.



GSA SIN 711-16 Cartoned Wt. (lbs.)  
Cartoned Vol. (cu.ft.) 28

<b>Assembl</b> 1502-01BTF	<b>Mid Back</b>	<b>2439</b>	<b>2683</b>	<b>5308</b>	<b>5714</b>	<b>6129</b>	<b>3075</b>	<b>3280</b>	<b>3485</b>	<b>3669</b>	<b>3874</b>	<b>4079</b>	<b>4284</b>	<b>4489</b>	<b>4694</b>	10.25	185	OW	34
	Chair																	OD	30
	Arms																	OH	42
	Built-to-Floor																	SH	18
																		AH	42

**Multiple Upholstery**

**Lumbar Cushion**

**Seat**

**Back Panel and Arms**

- Panels available as Upholstered Channel Back without lumbar (CN), add \$30, or with lumbar (CL), add \$270.
- Available as Panel Built to Floor, see 1501-01BTF.

**Back and Arm Panels standard as Upholstered.**

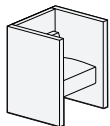
- Available in Maple Veneer in MB standard finishes (W), add \$1335.
- Also available in Rift Cut Oak Veneer and Walnut Veneer, add \$1455.
- Available in Laminate (LM), add \$1035. See below for options.

**Legs standard as Round or Square.**

- Available as Plus (+) Legs, add \$80. Unavailable in Chrome/Nickel
- Available with Sled Back Legs, add \$40. Powder Coat colors only.

**Legs standard in Powder Coat Sugar.**

- Available in six additional colors. See below.
- Available in custom Powder Coat colors, contact factory.
- Also available in Polished Chrome (PC), add \$80, and Brushed Chrome (BC), add \$48. Not applicable for Sled Back Legs.

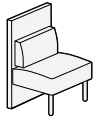


GSA SIN 711-16 Cartoned Wt. (lbs.)  
Cartoned Vol. (cu.ft.) 28

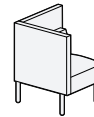
Style	COM	COL	MB Leather Grade			Fabric Grades					MB Masquerade	Fabric Yardage	Sq. Ft. Leather	Dimensions					
			A	B	C	1	2	3	4	5						6	7	8	9
Assembli 1502-02	Mid Back	1672	1839	2932	3110	3292	1951	2041	2131	2212	2302	2392	2482	2572	2662	4.5	81	OW	30
	Chair	<b>Multiple Upholstery</b>																	
	No Arms	<b>Lumbar Cushion</b>																	
		<b>Seat</b>														1	18	OH	42
		<b>Back Panel</b>														2	36	SH	18
																2.25	41		
		<ul style="list-style-type: none"> <li>• Panels available as Upholstered Channel Back without lumbar (CN), add \$30, or with lumbar (CL), add \$270.</li> <li>• Available as Panel Built to Floor, see 1501-01BTF.</li> </ul>																	
		<b>Back and Arm Panels standard as Upholstered.</b>																	
		<ul style="list-style-type: none"> <li>• Available in Maple Veneer in MB standard finishes (W), add \$1335.</li> <li>• Also available in Rift Cut Oak Veneer and Walnut Veneer, add \$1455.</li> <li>• Available in Laminate (LM), add \$1035. See below for options.</li> </ul>																	
		<b>Legs standard as Round or Square.</b>																	
		<ul style="list-style-type: none"> <li>• Available as Plus (+) Legs, add \$80. Unavailable in Chrome/Nickel</li> <li>• Available with Sled Back Legs, add \$40. Powder Coat colors only.</li> </ul>																	
		<b>Legs standard in Powder Coat Sugar.</b>																	
		<ul style="list-style-type: none"> <li>• Available in six additional colors. See below.</li> <li>• Available in custom Powder Coat colors, contact factory.</li> <li>• Also available in Polished Chrome (PC), add \$80, and Brushed Chrome (BC), add \$48. Not applicable for Sled Back Legs.</li> </ul>																	
GSA SIN 711-16												Cartoned Wt. (lbs.)		23					
GSA SIN 711-16												Cartoned Vol. (cu.ft.)		23					



Style	COM	COL	MB Leather Grade			Fabric Grades					MB Masquerade	Fabric Yardage	Sq. Ft. Leather	Dimensions					
			A	B	C	1	2	3	4	5						6	7	8	9
Assembli 1502-02BTF	Mid Back	1740	1914	3140	3338	3540	2050	2150	2250	2340	2440	2540	2640	2740	2840	5	90	OW	30
	Chair	<b>Multiple Upholstery</b>																	
	No Arms	<b>Lumbar Cushion</b>																	
	Built-to-Floor	<b>Seat</b>														1	18	OH	42
		<b>Back Panel</b>														2	36	SH	18
																3	54		
		<ul style="list-style-type: none"> <li>• Panels available as Upholstered Channel Back without lumbar (CN), add \$30, or with lumbar (CL), add \$270.</li> <li>• Available as Panel Built to Floor, see 1501-01BTF.</li> </ul>																	
		<b>Back and Arm Panels standard as Upholstered.</b>																	
		<ul style="list-style-type: none"> <li>• Available in Maple Veneer in MB standard finishes (W), add \$1335.</li> <li>• Also available in Rift Cut Oak Veneer and Walnut Veneer, add \$1455.</li> <li>• Available in Laminate (LM), add \$1035. See below for options.</li> </ul>																	
		<b>Legs standard as Round or Square.</b>																	
		<ul style="list-style-type: none"> <li>• Available as Plus (+) Legs, add \$80. Unavailable in Chrome/Nickel</li> <li>• Available with Sled Back Legs, add \$40. Powder Coat colors only.</li> </ul>																	
		<b>Legs standard in Powder Coat Sugar.</b>																	
		<ul style="list-style-type: none"> <li>• Available in six additional colors. See below.</li> <li>• Available in custom Powder Coat colors, contact factory.</li> <li>• Also available in Polished Chrome (PC), add \$80, and Brushed Chrome (BC), add \$48. Not applicable for Sled Back Legs.</li> </ul>																	
GSA SIN 711-16												Cartoned Wt. (lbs.)		23					
GSA SIN 711-16												Cartoned Vol. (cu.ft.)		23					



Style	COM	COL	MB Leather Grade			Fabric Grades					MB Masquerade	Fabric Yardage	Sq. Ft. Leather	Dimensions					
			A	B	C	1	2	3	4	5						6	7	8	9
Assembli 1502-05	Mid Back	1987	2186	3876	4144	4417	2406	2541	2676	2797	2932	3067	3202	3337	3472	6.75	122	OW	32
	Chair	<b>Multiple Upholstery</b>																	
	Arm LAF	<b>Lumbar Cushion</b>																	
		<b>Seat</b>														1	18	OH	42
		<b>Back Panel and Arm</b>														2	36	SH	18
																4.5	81	AH	42
		<ul style="list-style-type: none"> <li>• Panels available as Upholstered Channel Back without lumbar (CN), add \$30, or with lumbar (CL), add \$270.</li> <li>• Available as Panel Built to Floor, see 1501-01BTF.</li> </ul>																	
		<b>Back and Arm Panels standard as Upholstered.</b>																	
		<ul style="list-style-type: none"> <li>• Available in Maple Veneer in MB standard finishes (W), add \$1335.</li> <li>• Also available in Rift Cut Oak Veneer and Walnut Veneer, add \$1455.</li> <li>• Available in Laminate (LM), add \$1035. See below for options.</li> </ul>																	
		<b>Legs standard as Round or Square.</b>																	
		<ul style="list-style-type: none"> <li>• Available as Plus (+) Legs, add \$80. Unavailable in Chrome/Nickel</li> <li>• Available with Sled Back Legs, add \$40. Powder Coat colors only.</li> </ul>																	
		<b>Legs standard in Powder Coat Sugar.</b>																	
		<ul style="list-style-type: none"> <li>• Available in six additional colors. See below.</li> <li>• Available in custom Powder Coat colors, contact factory.</li> <li>• Also available in Polished Chrome (PC), add \$80, and Brushed Chrome (BC), add \$48. Not applicable for Sled Back Legs.</li> </ul>																	
GSA SIN 711-16												Cartoned Wt. (lbs.)		23					
GSA SIN 711-16												Cartoned Vol. (cu.ft.)		23					





Style		MB Leather Grade														Fabric Yardage	Sq. Ft. Leather	Dimensions	
		COM	COL	A	B	C	Fabric Grades			MB Masquerade									
							1	2	3	4	5	6	7	8	9				
Assembl 1502-05BTF	Mid Back	2068	2275	4167	4464	4768	2533	2683	2833	2968	3118	3268	3418	3568	3718	7.5	135	OW	32
	Chair	<b>Multiple Upholstery</b>																OD	30
	Arm LAF	<b>Lumbar Cushion</b>														1	18	OH	42
	Built-to-Floor	<b>Seat</b>														2	36	SH	18
		<b>Back Panel and Arm</b>														5.5	99		

**Back and Arm Panels standard as Upholstered.**

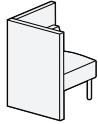
- Available in Maple Veneer in MB standard finishes (W), add \$1335.
- Also available in Rift Cut Oak Veneer and Walnut Veneer, add \$1455.
- Available in Laminate (LM), add \$1035. See below for options.
- Panels available as Upholstered Channel Back without lumbar (CN), add \$30, or with lumbar (CL), add \$270.
- Available as Panel Built to Floor, see 1501-01BTF.

**Legs standard as Round or Square.**

- Available as Plus (+) Legs, add \$80. Unavailable in Chrome/Nickel
- Available with Sled Back Legs, add \$40. Powder Coat colors only.

**Legs standard in Powder Coat Sugar.**

- Available in six additional colors. See below.
  - Available in custom Powder Coat colors, contact factory.
  - Also available in Polished Chrome (PC), add \$80, and Brushed Chrome (BC), add \$48. Not applicable for Sled Back Legs.
- All available as Right Arm Facing (1502-06BTF).



GSA SIN 711-16

Cartoned Wt. (lbs.)  
Cartoned Vol. (cu.ft.) 27

Assembl 1502-09S	Mid Back	2699	2969	4518	4776	5039	3102	3232	3362	3479	3609	3739	3869	3999	4129	6.5	117	OW	30
	Chair	<b>Multiple Upholstery</b>																OD	27
	Casters	<b>Lumbar Cushion</b>														1	18	OH	42
	Shelf	<b>Seat</b>														2	36	SH	18
		<b>Back Panel</b>														3	54		

**Back and Arm Panels standard as Upholstered.**

- Available in Maple Veneer in MB standard finishes (W), add \$1335.
- Also available in Rift Cut Oak Veneer and Walnut Veneer, add \$1455.
- Available in Laminate (LM), add \$1035. See below for options.
- Panels available as Upholstered Channel Back without lumbar (CN), add \$30, or with lumbar (CL), add \$270.
- Available as Panel Built to Floor, see 1501-01BTF.

**Legs standard as Round or Square.**

- Available as Plus (+) Legs, add \$80. Unavailable in Chrome/Nickel
- Available with Sled Back Legs, add \$40. Powder Coat colors only.

**Legs standard in Powder Coat Sugar.**

- Available in six additional colors. See below.
- Available in custom Powder Coat colors, contact factory.
- Also available in Polished Chrome (PC), add \$80, and Brushed Chrome (BC), add \$48. Not applicable for Sled Back Legs.



GSA SIN 711-16

Cartoned Wt. (lbs.)  
Cartoned Vol. (cu.ft.) 23

Assembl 1502-61	Mid Back	3856	4242	6515	6891	7276	4445	4635	4825	4996	5186	5376	5566	5756	5946	9.5	171	OW	60
	Sofa	<b>Multiple Upholstery</b>																OD	27
	No Arms	<b>Lumbar Cushion</b>														2	36	OH	42
		<b>Seat</b>														4	72	SH	18
		<b>Back Panel</b>														4	72		

- Panels available as Upholstered Channel Back without lumbar (CN), add \$30, or with lumbar (CL), add \$270.
- Available as Panel Built to Floor, see 1501-01BTF.

**Back and Arm Panels standard as Upholstered.**

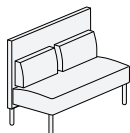
- Available in Maple Veneer in MB standard finishes (W), add \$1335.
- Also available in Rift Cut Oak Veneer and Walnut Veneer, add \$1455.
- Available in Laminate (LM), add \$1035. See below for options.

**Legs standard as Round or Square.**

- Available as Plus (+) Legs, add \$80. Unavailable in Chrome/Nickel
- Available with Sled Back Legs, add \$40. Powder Coat colors only.

**Legs standard in Powder Coat Sugar.**

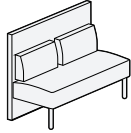
- Available in six additional colors. See below.
- Available in custom Powder Coat colors, contact factory.
- Also available in Polished Chrome (PC), add \$80, and Brushed Chrome (BC), add \$48. Not applicable for Sled Back Legs.



Cartoned Wt. (lbs.)



Style		MB Leather Grade			Fabric Grades			MB Masquerade							Fabric Yardage	Sq. Ft. Leather	Dimensions				
		COM	COL	A	B	C	1	2	3	4	5	6	7	8					9		
Assembli 1502-61BTF	Mid Back	3960	4356	6899	7315	7740	4611	4821	5031	5220	5430	5640	5850	6060	6270	10.5	189	OW	60		
	Sofa	<b>Multiple Upholstery</b>																	OD	27	
	No Arms	<b>Lumbar Cushion</b>																2	36	OH	42
	Built-to-Floor	<b>Seat</b>																4	72	SH	18
		<b>Back Panel</b>															5.75	104			



**Back and Arm Panels standard as Upholstered.**

- Available in Maple Veneer in MB standard finishes (W), add \$1335.
- Also available in Rift Cut Oak Veneer and Walnut Veneer, add \$1455.
- Available in Laminate (LM), add \$1035. See below for options.
- Panels available as Upholstered Channel Back without lumbar (CN), add \$30, or with lumbar (CL), add \$270.
- Available as Panel Built to Floor, see 1501-01BTF.

**Legs standard as Round or Square.**

- Available as Plus (+) Legs, add \$80. Unavailable in Chrome/Nickel
- Available with Sled Back Legs, add \$40. Powder Coat colors only.

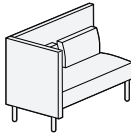
**Legs standard in Powder Coat Sugar.**

- Available in six additional colors. See below.
- Available in custom Powder Coat colors, contact factory.
- Also available in Polished Chrome (PC), add \$80, and Brushed Chrome (BC), add \$48. Not applicable for Sled Back Legs.

GSA SIN 711-16

Cartoned Wt. (lbs.)  
Cartoned Vol. (cu.ft.) 43

Assembli 1502-63	Mid Back	4241	4665	7530	7995	8471	4970	5205	5440	5651	5886	6121	6356	6591	6826	11.75	212	OW	62		
	Sofa	<b>Multiple Upholstery</b>																	OD	27	
	Arm LAF	<b>Lumbar Cushion</b>																2	36	OH	42
		<b>Seat</b>																4	72	SH	18
		<b>Back Panel</b>															6.75	122			



• Panels available as Upholstered Channel Back without lumbar (CN), add \$30, or with lumbar (CL), add \$270.

• Available as Panel Built to Floor, see 1501-01BTF.

**Back and Arm Panels standard as Upholstered.**

- Available in Maple Veneer in MB standard finishes (W), add \$1335.
- Also available in Rift Cut Oak Veneer and Walnut Veneer, add \$1455.
- Available in Laminate (LM), add \$1035. See below for options.

**Legs standard as Round or Square.**

- Available as Plus (+) Legs, add \$80. Unavailable in Chrome/Nickel
- Available with Sled Back Legs, add \$40. Powder Coat colors only.

**Legs standard in Powder Coat Sugar.**

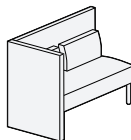
- Available in six additional colors. See below.
- Available in custom Powder Coat colors, contact factory.
- Also available in Polished Chrome (PC), add \$80, and Brushed Chrome (BC), add \$48. Not applicable for Sled Back Legs.

All available as Right Arm Facing (1502-64).

GSA SIN 711-16

Cartoned Wt. (lbs.)  
Cartoned Vol. (cu.ft.) 82

Assembli 1502-63BTF	Mid Back	4373	4810	8082	8606	9143	5195	5460	5725	5963	6228	6493	6758	7023	7288	13.25	239	OW	62		
	Sofa	<b>Multiple Upholstery</b>																	OD	27	
	ArmLAF	<b>Lumbar Cushion</b>																2	36	OH	42
	Built-to-Floor	<b>Seat</b>																4	72	SH	18
		<b>Back Panel</b>															8.25	149			



**Back and Arm Panels standard as Upholstered.**

- Available in Maple Veneer in MB standard finishes (W), add \$1335.
- Also available in Rift Cut Oak Veneer and Walnut Veneer, add \$1455.

• Available in Laminate (LM), add \$1035. See below for options.

• Panels available as Upholstered Channel Back without lumbar (CN), add \$30, or with lumbar (CL), add \$270.

• Available as Panel Built to Floor, see 1501-01BTF.

**Legs standard as Round or Square.**

- Available as Plus (+) Legs, add \$80. Unavailable in Chrome/Nickel
- Available with Sled Back Legs, add \$40. Powder Coat colors only.

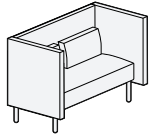
**Legs standard in Powder Coat Sugar.**

- Available in six additional colors. See below.
- Available in custom Powder Coat colors, contact factory.
- Also available in Polished Chrome (PC), add \$80, and Brushed Chrome (BC), add \$48. Not applicable for Sled Back Legs.

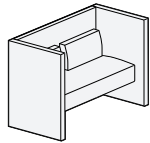
All available as Right Arm Facing (1502-64BTF).

Martin Brattrud Inc.

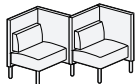
Style	COM	COL	MB Leather Grade			Fabric Grades			Mb Masquerade							Fabric Yardage	Sq. Ft. Leather	Dimensions	
			A	B	C	1	2	3	4	5	6	7	8	9					
<b>Assembli</b> 1502-67	<b>Mid Back</b> Sofa Arms	<b>4636</b>	<b>5100</b>	<b>8275</b>	<b>8790</b>	<b>9316</b>	<b>5442</b>	<b>5702</b>	<b>5962</b>	<b>6196</b>	<b>6456</b>	<b>6716</b>	<b>6976</b>	<b>7236</b>	<b>7496</b>	13	234	OW 64 OD 40	
		<b>Multiple Upholstery</b>														2	36	OH 42	
		<b>Lumbar Cushion</b>														4	72	SH 18	
		<b>Seat</b>														8	144	AH 42	
		<b>Back Panel</b>																	
		<ul style="list-style-type: none"> <li>• Panels available as Upholstered Channel Back without lumbar (CN), add \$30, or with lumbar (CL), add \$270.</li> <li>• Available as Panel Built to Floor, see 1501-01BTF.</li> </ul>																	
		<b>Back and Arm Panels standard as Upholstered.</b>																	
		<ul style="list-style-type: none"> <li>• Available in Maple Veneer in MB standard finishes (W), add \$1335.</li> <li>• Also available in Rift Cut Oak Veneer and Walnut Veneer, add \$1455.</li> <li>• Available in Laminate (LM), add \$1035. See below for options.</li> </ul>																	
		<b>Legs standard as Round or Square.</b>																	
		<ul style="list-style-type: none"> <li>• Available as Plus (+) Legs, add \$80. Unavailable in Chrome/Nickel</li> <li>• Available with Sled Back Legs, add \$40. Powder Coat colors only.</li> </ul>																	
		<b>Legs standard in Powder Coat Sugar.</b>																	
		<ul style="list-style-type: none"> <li>• Available in six additional colors. See below.</li> <li>• Available in custom Powder Coat colors, contact factory.</li> <li>• Also available in Polished Chrome (PC), add \$80, and Brushed Chrome (BC), add \$48. Not applicable for Sled Back Legs.</li> </ul>																	



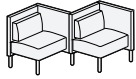
<b>Assembli</b> 1502-67BTF	<b>Mid Back</b> Sofa Arms	<b>4756</b>	<b>5232</b>	<b>8955</b>	<b>9549</b>	<b>10156</b>	<b>5686</b>	<b>5986</b>	<b>6286</b>	<b>6556</b>	<b>6856</b>	<b>7156</b>	<b>7456</b>	<b>7756</b>	<b>8056</b>	15	270	OW 64 OD 40
		<b>Multiple Upholstery</b>														2	36	OH 42
		<b>Lumbar Cushion</b>														4	72	SH 18
		<b>Seat</b>														10	180	AH 42
		<b>Back Panel</b>																
		<ul style="list-style-type: none"> <li>• Panels available as Upholstered Channel Back without lumbar (CN), add \$30, or with lumbar (CL), add \$270.</li> <li>• Available as Panel Built to Floor, see 1501-01BTF.</li> </ul>																
		<b>Back and Arm Panels standard as Upholstered.</b>																
		<ul style="list-style-type: none"> <li>• Available in Maple Veneer in MB standard finishes (W), add \$1335.</li> <li>• Also available in Rift Cut Oak Veneer and Walnut Veneer, add \$1455.</li> <li>• Available in Laminate (LM), add \$1035. See below for options.</li> </ul>																
		<b>Legs standard as Round or Square.</b>																
		<ul style="list-style-type: none"> <li>• Available as Plus (+) Legs, add \$80. Unavailable in Chrome/Nickel</li> <li>• Available with Sled Back Legs, add \$40. Powder Coat colors only.</li> </ul>																
		<b>Legs standard in Powder Coat Sugar.</b>																
		<ul style="list-style-type: none"> <li>• Available in six additional colors. See below.</li> <li>• Available in custom Powder Coat colors, contact factory.</li> <li>• Also available in Polished Chrome (PC), add \$80, and Brushed Chrome (BC), add \$48. Not applicable for Sled Back Legs.</li> </ul>																



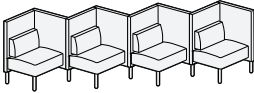
<b>Assembli</b> 1502-102Z	<b>Mid Back</b> Zig-Zag	<b>5328</b>	<b>5861</b>	<b>10016</b>	<b>10680</b>	<b>11358</b>	<b>6367</b>	<b>6702</b>	<b>7037</b>	<b>7338</b>	<b>7673</b>	<b>8008</b>	<b>8343</b>	<b>8678</b>	<b>9013</b>	16.75	302	OW 102 OD 60 OH 42 SH 18
		<b>Back and Arm Panels standard as Upholstered.</b>																
		<ul style="list-style-type: none"> <li>• Available in Maple Veneer in MB standard finishes (W), add \$1335.</li> <li>• Also available in Rift Cut Oak Veneer and Walnut Veneer, add \$1455.</li> <li>• Available in Laminate (LM), add \$1035. See below for options.</li> </ul>																
		<ul style="list-style-type: none"> <li>• Panels available as Upholstered Channel Back without lumbar (CN), add \$30, or with lumbar (CL), add \$270.</li> <li>• Available as Panel Built to Floor, see 1501-01BTF.</li> </ul>																
		<b>Legs standard as Round or Square.</b>																
		<ul style="list-style-type: none"> <li>• Available as Plus (+) Legs, add \$80. Unavailable in Chrome/Nickel</li> <li>• Available with Sled Back Legs, add \$40. Powder Coat colors only.</li> </ul>																
		<b>Legs standard in Powder Coat Sugar.</b>																
		<ul style="list-style-type: none"> <li>• Available in six additional colors. See below.</li> <li>• Available in custom Powder Coat colors, contact factory.</li> <li>• Also available in Polished Chrome (PC), add \$80, and Brushed Chrome (BC), add \$48. Not applicable for Sled Back Legs.</li> </ul>																



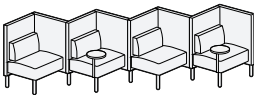
Style	COM	COL	MB Leather Grade			Fabric Grades			MB Masquerade							Fabric Yardage	Sq. Ft. Leather	Dimensions		
			A	B	C	1	2	3	4	5	6	7	8	9						
<b>Assembl</b> 1502-102ZW	<b>Mid Back</b> Zig-Zag Wood	<b>9924</b>	<b>10916</b>	<b>12443</b>	<b>12800</b>	<b>13164</b>	<b>10482</b>	<b>10662</b>	<b>10842</b>	<b>11004</b>	<b>11184</b>	<b>11364</b>	<b>11544</b>	<b>11724</b>	<b>11904</b>	9	162	OW 102 OD 60 OH 42 SH 18 AH 42		
<p><b>Back and Arm Panels standard as Upholstered.</b></p> <ul style="list-style-type: none"> <li>• Available in Maple Veneer in MB standard finishes (W), add \$1335.</li> <li>• Also available in Rift Cut Oak Veneer and Walnut Veneer, add \$1455.</li> <li>• Available in Laminate (LM), add \$1035. See below for options.</li> <li>• Panels available as Upholstered Channel Back without lumbar (CN), add \$30, or with lumbar (CL), add \$270.</li> <li>• Available as Panel Built to Floor, see 1501-01BTF.</li> </ul> <p><b>Legs standard as Round or Square.</b></p> <ul style="list-style-type: none"> <li>• Available as Plus (+) Legs, add \$80. Unavailable in Chrome/Nickel</li> <li>• Available with Sled Back Legs, add \$40. Powder Coat colors only.</li> </ul> <p><b>Legs standard in Powder Coat Sugar.</b></p> <ul style="list-style-type: none"> <li>• Available in six additional colors. See below.</li> <li>• Available in custom Powder Coat colors, contact factory.</li> <li>• Also available in Polished Chrome (PC), add \$80, and Brushed Chrome (BC), add \$48. Not applicable for Sled Back Legs.</li> </ul>																				
GSA SIN 711-16																Cartoned Wt. (lbs.)		Cartoned Vol. (cu.ft.)		152



<b>Assembl</b> 1502-240Z	<b>Mid Back</b> Zig-Zag	<b>12011</b>	<b>13212</b>	<b>22017</b>	<b>23433</b>	<b>24881</b>	<b>14228</b>	<b>14943</b>	<b>15658</b>	<b>16301</b>	<b>17016</b>	<b>17731</b>	<b>18446</b>	<b>19161</b>	<b>19876</b>	35.75	644	OW 240 OD 120 OH 42 SH 18		
<p><b>Back and Arm Panels standard as Upholstered.</b></p> <ul style="list-style-type: none"> <li>• Available in Maple Veneer in MB standard finishes (W), add \$1335.</li> <li>• Also available in Rift Cut Oak Veneer and Walnut Veneer, add \$1455.</li> <li>• Available in Laminate (LM), add \$1035. See below for options.</li> <li>• Panels available as Upholstered Channel Back without lumbar (CN), add \$30, or with lumbar (CL), add \$270.</li> <li>• Available as Panel Built to Floor, see 1501-01BTF.</li> </ul> <p><b>Legs standard as Round or Square.</b></p> <ul style="list-style-type: none"> <li>• Available as Plus (+) Legs, add \$80. Unavailable in Chrome/Nickel</li> <li>• Available with Sled Back Legs, add \$40. Powder Coat colors only.</li> </ul> <p><b>Legs standard in Powder Coat Sugar.</b></p> <ul style="list-style-type: none"> <li>• Available in six additional colors. See below.</li> <li>• Available in custom Powder Coat colors, contact factory.</li> <li>• Also available in Polished Chrome (PC), add \$80, and Brushed Chrome (BC), add \$48. Not applicable for Sled Back Legs.</li> </ul>																				
GSA SIN 711-16																Cartoned Wt. (lbs.)		Cartoned Vol. (cu.ft.)		703

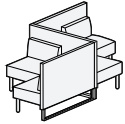


<b>Assembl</b> 1502-240ZWT	<b>Mid Back</b> Zig-Zag Wood Tablet	<b>25413</b>	<b>27954</b>	<b>31291</b>	<b>32123</b>	<b>32973</b>	<b>26715</b>	<b>27135</b>	<b>27555</b>	<b>27933</b>	<b>28353</b>	<b>28773</b>	<b>29193</b>	<b>29613</b>	<b>30033</b>	21	378	OW 240 OD 120 OH 42 SH 18		
<p><b>Back and Arm Panels standard as Upholstered.</b></p> <ul style="list-style-type: none"> <li>• Available in Maple Veneer in MB standard finishes (W), add \$1335.</li> <li>• Also available in Rift Cut Oak Veneer and Walnut Veneer, add \$1455.</li> <li>• Available in Laminate (LM), add \$1035. See below for options.</li> <li>• Panels available as Upholstered Channel Back without lumbar (CN), add \$30, or with lumbar (CL), add \$270.</li> <li>• Available as Panel Built to Floor, see 1501-01BTF.</li> </ul> <p><b>Legs standard as Round or Square.</b></p> <ul style="list-style-type: none"> <li>• Available as Plus (+) Legs, add \$80. Unavailable in Chrome/Nickel</li> <li>• Available with Sled Back Legs, add \$40. Powder Coat colors only.</li> </ul> <p><b>Legs standard in Powder Coat Sugar.</b></p> <ul style="list-style-type: none"> <li>• Available in six additional colors. See below.</li> <li>• Available in custom Powder Coat colors, contact factory.</li> <li>• Also available in Polished Chrome (PC), add \$80, and Brushed Chrome (BC), add \$48. Not applicable for Sled Back Legs.</li> </ul> <p>As shown in catalog on page 2-3</p>																				
GSA SIN 711-16																Cartoned Wt. (lbs.)		Cartoned Vol. (cu.ft.)		703





Style	COM	COL	MB Leather Grade			Fabric Grades			MB Masquerade							Fabric Yardage	Sq. Ft. Leather	Dimensions	
			A	B	C	1	2	3	4	5	6	7	8	9	OW			OD	
<b>Assembl</b> 1502-112ZT			<b>9840</b>	<b>10824</b>	<b>15858</b>	<b>16709</b>	<b>17580</b>	<b>11173</b>	<b>11603</b>	<b>12033</b>	<b>12420</b>	<b>12850</b>	<b>13280</b>	<b>13710</b>	<b>14140</b>	<b>14570</b>	21.5	387	OW 112
<b>Mid Back</b> Module Table																		OD 57	
																		OH 42	
																		SH 18	
																		AH 42	



**Back and Arm Panels standard as Upholstered.**

- Available in Maple Veneer in MB standard finishes (**W**), add \$1335.
- Also available in Rift Cut Oak Veneer and Walnut Veneer, add \$1455.
- Available in Laminate (**LM**), add \$1035. See below for options.
- Panels available as Upholstered Channel Back without lumbar (**CN**), add \$30, or with lumbar (**CL**), add \$270.
- Available as Panel Built to Floor, see 1501-01BTF.

**Legs standard as Round or Square.**

- Available as Plus (+) Legs, add \$80. Unavailable in Chrome/Nickel
- Available with Sled Back Legs, add \$40. Powder Coat colors only.

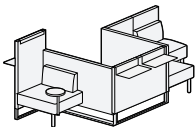
**Legs standard in Powder Coat Sugar.**

- Available in six additional colors. See below.
- Available in custom Powder Coat colors, contact factory.
- Also available in Polished Chrome (**PC**), add \$80, and Brushed Chrome (**BC**), add \$48. Not applicable for Sled Back Legs.

Cartoned Wt. (lbs.)  
Cartoned Vol. (cu.ft.) 158

GSA SIN 711-16

<b>Assembl</b> 1502-147ZT			<b>13266</b>	<b>14593</b>	<b>22433</b>	<b>23730</b>	<b>25056</b>	<b>15297</b>	<b>15952</b>	<b>16607</b>	<b>17196</b>	<b>17851</b>	<b>18506</b>	<b>19161</b>	<b>19816</b>	<b>20471</b>	32.75	590	OW 147
<b>Mid Back</b> Zig-Zag Table																		OD 57	
																		OH 42	
																		SH 18	
																		AH 42	



**Back and Arm Panels standard as Upholstered.**

- Available in Maple Veneer in MB standard finishes (**W**), add \$1335.
- Also available in Rift Cut Oak Veneer and Walnut Veneer, add \$1455.
- Available in Laminate (**LM**), add \$1035. See below for options.
- Panels available as Upholstered Channel Back without lumbar (**CN**), add \$30, or with lumbar (**CL**), add \$270.
- Available as Panel Built to Floor, see 1501-01BTF.

**Legs standard as Round or Square.**

- Available as Plus (+) Legs, add \$80. Unavailable in Chrome/Nickel
- Available with Sled Back Legs, add \$40. Powder Coat colors only.

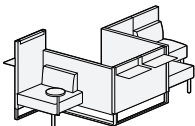
**Legs standard in Powder Coat Sugar.**

- Available in six additional colors. See below.
- Available in custom Powder Coat colors, contact factory.
- Also available in Polished Chrome (**PC**), add \$80, and Brushed Chrome (**BC**), add \$48. Not applicable for Sled Back Legs.

Cartoned Wt. (lbs.)  
Cartoned Vol. (cu.ft.) 209

GSA SIN 711-16

<b>Assembl</b> 1502-147ZTLMTS			<b>20346</b>	<b>22381</b>	<b>26644</b>	<b>27535</b>	<b>28446</b>	<b>21741</b>	<b>22191</b>	<b>22641</b>	<b>23046</b>	<b>23496</b>	<b>23946</b>	<b>24396</b>	<b>24846</b>	<b>25296</b>	22.5	405	OW 147
<b>Mid/High-Back</b> Hybrid Module Tablet Shelf																		OD 57	
																		OH 56	
																		SH 18	
																		AH 42	



**Back and Arm Panels standard as Upholstered.**

- Available in Maple Veneer in MB standard finishes (**W**), add \$1335.
- Also available in Rift Cut Oak Veneer and Walnut Veneer, add \$1455.
- Available in Laminate (**LM**), add \$1035. See below for options.
- Panels available as Upholstered Channel Back without lumbar (**CN**), add \$30, or with lumbar (**CL**), add \$270.
- Available as Panel Built to Floor, see 1501-01BTF.

**Legs standard as Round or Square.**

- Available as Plus (+) Legs, add \$80. Unavailable in Chrome/Nickel
- Available with Sled Back Legs, add \$40. Powder Coat colors only.

**Legs standard in Powder Coat Sugar.**

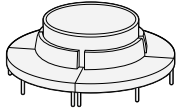
- Available in six additional colors. See below.
- Available in custom Powder Coat colors, contact factory.
- Also available in Polished Chrome (**PC**), add \$80, and Brushed Chrome (**BC**), add \$48. Not applicable for Sled Back Legs.

As shown in catalog on page 6-7.

Cartoned Wt. (lbs.)  
Cartoned Vol. (cu.ft.) 275

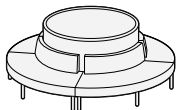
GSA SIN 711-16

Style		COM	COL	MB Leather Grade			Fabric Grades			MB Masquerade	4	5	6	7	8	9	Fabric Yardage	Sq. Ft. Leather	Dimensions	
				A	B	C	1	2	3										OW	SH
<b>Assembl</b> 1502-112C	<b>Mid Back</b> Round	<b>10713</b>	<b>11784</b>	<b>19110</b>	<b>20298</b>	<b>21513</b>	<b>12573</b>	<b>13173</b>	<b>13773</b>	<b>14313</b>	<b>14913</b>	<b>15513</b>	<b>16113</b>	<b>16713</b>	<b>17313</b>	30	540	OW	112	
																			OD	112
																			OH	42
																			SH	18
																			<b>Back and Arm Panels standard as Upholstered.</b>	
																			• Available in Maple Veneer in MB standard finishes ( <b>W</b> ), add \$1335.	
																			• Also available in Rift Cut Oak Veneer and Walnut Veneer, add \$1455.	
																			• Available in Laminate ( <b>LM</b> ), add \$1035. See below for options.	
																			• Panels available as Upholstered Channel Back without lumbar ( <b>CN</b> ), add \$30, or with lumbar ( <b>CL</b> ), add \$270.	
																			• Available as Panel Built to Floor, see 1501-01BTF.	
																			<b>Legs standard as Round or Square.</b>	
																			• Available as Plus (+) Legs, add \$80. Unavailable in Chrome/Nickel	
																			• Available with Sled Back Legs, add \$40. Powder Coat colors only.	
																			<b>Legs standard in Powder Coat Sugar.</b>	
																			• Available in six additional colors. See below.	
																			• Available in custom Powder Coat colors, contact factory.	
																			• Also available in Polished Chrome ( <b>PC</b> ), add \$80, and Brushed Chrome ( <b>BC</b> ), add \$48. Not applicable for Sled Back Legs.	
																			Cartoned Wt. (lbs.)	
																			Cartoned Vol. (cu.ft.)	
																			308	



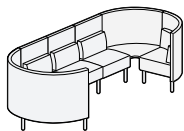
GSA SIN 711-16

<b>Assembl</b> 1502-112CW	<b>Mid Back</b> Round Wood	<b>15233</b>	<b>16756</b>	<b>21531</b>	<b>22422</b>	<b>23333</b>	<b>16628</b>	<b>17078</b>	<b>17528</b>	<b>17933</b>	<b>18383</b>	<b>18833</b>	<b>19283</b>	<b>19733</b>	<b>20183</b>	22.5	405	OW	112	
																			OD	112
																			OH	42
																			SH	18
																			<b>Back and Arm Panels standard as Upholstered.</b>	
																			• Available in Maple Veneer in MB standard finishes ( <b>W</b> ), add \$1335.	
																			• Also available in Rift Cut Oak Veneer and Walnut Veneer, add \$1455.	
																			• Available in Laminate ( <b>LM</b> ), add \$1035. See below for options.	
																			• Panels available as Upholstered Channel Back without lumbar ( <b>CN</b> ), add \$30, or with lumbar ( <b>CL</b> ), add \$270.	
																			• Available as Panel Built to Floor, see 1501-01BTF.	
																			<b>Legs standard as Round or Square.</b>	
																			• Available as Plus (+) Legs, add \$80. Unavailable in Chrome/Nickel	
																			• Available with Sled Back Legs, add \$40. Powder Coat colors only.	
																			<b>Legs standard in Powder Coat Sugar.</b>	
																			• Available in six additional colors. See below.	
																			• Available in custom Powder Coat colors, contact factory.	
																			• Also available in Polished Chrome ( <b>PC</b> ), add \$80, and Brushed Chrome ( <b>BC</b> ), add \$48. Not applicable for Sled Back Legs.	
																			As shown in catalog on cover.	

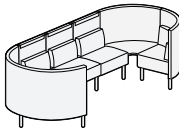
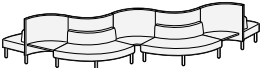
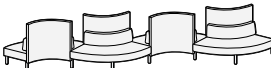


GSA SIN 711-16

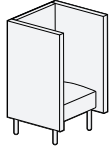
<b>Assembl</b> 1502-152CT	<b>Mid Back</b> Huddle Corner Tables	<b>11522</b>	<b>12674</b>	<b>20269</b>	<b>21506</b>	<b>22772</b>	<b>13460</b>	<b>14085</b>	<b>14710</b>	<b>15272</b>	<b>15897</b>	<b>16522</b>	<b>17147</b>	<b>17772</b>	<b>18397</b>	31.25	563	OW	152	
																			OD	52
																			OH	42
																			SH	18
																			<b>Back and Arm Panels standard as Upholstered.</b>	
																			• Available in Maple Veneer in MB standard finishes ( <b>W</b> ), add \$1335.	
																			• Also available in Rift Cut Oak Veneer and Walnut Veneer, add \$1455.	
																			• Available in Laminate ( <b>LM</b> ), add \$1035. See below for options.	
																			• Panels available as Upholstered Channel Back without lumbar ( <b>CN</b> ), add \$30, or with lumbar ( <b>CL</b> ), add \$270.	
																			• Available as Panel Built to Floor, see 1501-01BTF.	
																			<b>Legs standard as Round or Square.</b>	
																			• Available as Plus (+) Legs, add \$80. Unavailable in Chrome/Nickel	
																			• Available with Sled Back Legs, add \$40. Powder Coat colors only.	
																			<b>Legs standard in Powder Coat Sugar.</b>	
																			• Available in six additional colors. See below.	
																			• Available in custom Powder Coat colors, contact factory.	
																			• Also available in Polished Chrome ( <b>PC</b> ), add \$80, and Brushed Chrome ( <b>BC</b> ), add \$48. Not applicable for Sled Back Legs.	
																			Cartoned Wt. (lbs.)	
																			Cartoned Vol. (cu.ft.)	
																			195	



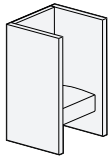
GSA SIN 711-16

Style		COM COL		MB Leather Grade			Fabric Grades			MB Masquerade					Fabric Yardage	Sq. Ft. Leather	Dimensions		
		A	B	C	1	2	3	4	5	6	7	8	9	OW			SH		
1502-152CTWS	Assembli Mid Back	19099	21009	19099	19099	19099	19099	19099	19099	19099	19099	19099	19099	19099	0	OW	152		
	Huddle															OD	52		
	Corner Table	<b>Back and Arm Panels standard as Upholstered.</b>															OH	42	
	Wood Shelf	<ul style="list-style-type: none"> <li>Available in Maple Veneer in MB standard finishes (W), add \$1335.</li> <li>Also available in Rift Cut Oak Veneer and Walnut Veneer, add \$1455.</li> <li>Available in Laminate (LM), add \$1035. See below for options.</li> <li>Panels available as Upholstered Channel Back without lumbar (CN), add \$30, or with lumbar (CL), add \$270.</li> <li>Available as Panel Built to Floor, see 1501-01BTF.</li> </ul>															SH	18	
		<b>Legs standard as Round or Square.</b>																	
		<ul style="list-style-type: none"> <li>Available in six additional colors. See below.</li> <li>Available in custom Powder Coat colors, contact factory.</li> <li>Also available in Polished Chrome (PC), add \$80, and Brushed Chrome (BC), add \$48. Not applicable for Sled Back Legs.</li> </ul>																	
		As shown in catalog on cover.																	
														Cartoned Wt. (lbs.)					
														Cartoned Vol. (cu.ft.)	195				
1502-249UT	Assembli Mid Back	17916	19708	28412	29897	31416	20241	20991	21741	22416	23166	23916	24666	25416	26166	37.5	675	OW	249
	Double																	OD	70
	Corner Table	<b>Back and Arm Panels standard as Upholstered.</b>															OH	42	
	Wedge Table	<ul style="list-style-type: none"> <li>Available in Maple Veneer in MB standard finishes (W), add \$1335.</li> <li>Also available in Rift Cut Oak Veneer and Walnut Veneer, add \$1455.</li> <li>Available in Laminate (LM), add \$1035. See below for options.</li> <li>Panels available as Upholstered Channel Back without lumbar (CN), add \$30, or with lumbar (CL), add \$270.</li> <li>Available as Panel Built to Floor, see 1501-01BTF.</li> </ul>															SH	18	
		<b>Legs standard as Round or Square.</b>																	
		<ul style="list-style-type: none"> <li>Available in six additional colors. See below.</li> <li>Available in custom Powder Coat colors, contact factory.</li> <li>Also available in Polished Chrome (PC), add \$80, and Brushed Chrome (BC), add \$48. Not applicable for Sled Back Legs.</li> </ul>																	
		As shown in catalog on page 8-9																	
														Cartoned Wt. (lbs.)					
														Cartoned Vol. (cu.ft.)	427				
1502-260U	Assembli Mid Back	10713	11784	10713	10713	10713	10713	10713	10713	10713	10713	10713	10713	10713	10713	0	OW	260	
	Tête-à-Tête																	OD	52
		<b>Back and Arm Panels standard as Upholstered.</b>															OH	42	
		<ul style="list-style-type: none"> <li>Available in Maple Veneer in MB standard finishes (W), add \$1335.</li> <li>Also available in Rift Cut Oak Veneer and Walnut Veneer, add \$1455.</li> <li>Available in Laminate (LM), add \$1035. See below for options.</li> <li>Panels available as Upholstered Channel Back without lumbar (CN), add \$30, or with lumbar (CL), add \$270.</li> <li>Available as Panel Built to Floor, see 1501-01BTF.</li> </ul>															SH	18	
		<b>Legs standard as Round or Square.</b>																	
		<ul style="list-style-type: none"> <li>Available in six additional colors. See below.</li> <li>Available in custom Powder Coat colors, contact factory.</li> <li>Also available in Polished Chrome (PC), add \$80, and Brushed Chrome (BC), add \$48. Not applicable for Sled Back Legs.</li> </ul>																	
		As shown in catalog on page 8-9																	
														Cartoned Wt. (lbs.)					
														Cartoned Vol. (cu.ft.)	332				

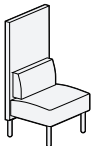
Style	COM	COL	MB Leather Grade			Fabric Grades			MB Masquerade						Fabric Yardage	Sq. Ft. Leather	Dimensions		
			A	B	C	1	2	3	4	5	6	7	8	9					
Assembli 1503-01	High Back Chair Arms	2820	3102	5969	6414	6870	3518	3743	3968	4170	4395	4620	4845	5070	5295	11.25	203	OW	34
		<b>Multiple Upholstery</b>																	
<b>Lumbar Cushion</b>																			
<b>Seat</b>														1	18	OH	56		
<b>Back Panel and Arms</b>														2	36	SH	18		
<ul style="list-style-type: none"> <li>• Panels available as Upholstered Channel Back without lumbar (CN), add \$30, or with lumbar (CL), add \$270.</li> <li>• Available as Panel Built to Floor, see 1501-01BTF.</li> </ul>														9.5	171	AH	56		
<b>Back and Arm Panels standard as Upholstered.</b>																			
<ul style="list-style-type: none"> <li>• Available in Maple Veneer in MB standard finishes (W), add \$1335.</li> <li>• Also available in Rift Cut Oak Veneer and Walnut Veneer, add \$1455.</li> <li>• Available in Laminate (LM), add \$1035. See below for options.</li> </ul>																			
<b>Legs standard as Round or Square.</b>																			
<ul style="list-style-type: none"> <li>• Available as Plus (+) Legs, add \$80. Unavailable in Chrome/Nickel</li> <li>• Available with Sled Back Legs, add \$40. Powder Coat colors only.</li> </ul>																			
<b>Legs standard in Powder Coat Sugar.</b>																			
<ul style="list-style-type: none"> <li>• Available in six additional colors. See below.</li> <li>• Available in custom Powder Coat colors, contact factory.</li> <li>• Also available in Polished Chrome (PC), add \$80, and Brushed Chrome (BC), add \$48. Not applicable for Sled Back Legs.</li> </ul>																			
GSA SIN 711-16														Cartoned Wt. (lbs.)					
GSA SIN 711-16														Cartoned Vol. (cu.ft.)		36			



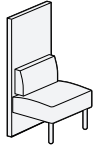
Assembli 1503-01BTF	High Back Chair Arms Built-to-Floor	2902	3192	6471	6976	7492	3693	3948	4203	4432	4687	4942	5197	5452	5707	12.75	230	OW	34
		<b>Multiple Upholstery</b>																	
<b>Lumbar Cushion</b>																			
<b>Seat</b>														1	18	OH	56		
<b>Back Panel and Arms</b>														2	36	SH	18		
<ul style="list-style-type: none"> <li>• Panels available as Upholstered Channel Back without lumbar (CN), add \$30, or with lumbar (CL), add \$270.</li> <li>• Available as Panel Built to Floor, see 1501-01BTF.</li> </ul>														10	180				
<b>Back and Arm Panels standard as Upholstered.</b>																			
<ul style="list-style-type: none"> <li>• Available in Maple Veneer in MB standard finishes (W), add \$1335.</li> <li>• Also available in Rift Cut Oak Veneer and Walnut Veneer, add \$1455.</li> <li>• Available in Laminate (LM), add \$1035. See below for options.</li> </ul>																			
<b>Legs standard as Round or Square.</b>																			
<ul style="list-style-type: none"> <li>• Available as Plus (+) Legs, add \$80. Unavailable in Chrome/Nickel</li> <li>• Available with Sled Back Legs, add \$40. Powder Coat colors only.</li> </ul>																			
<b>Legs standard in Powder Coat Sugar.</b>																			
<ul style="list-style-type: none"> <li>• Available in six additional colors. See below.</li> <li>• Available in custom Powder Coat colors, contact factory.</li> <li>• Also available in Polished Chrome (PC), add \$80, and Brushed Chrome (BC), add \$48. Not applicable for Sled Back Legs.</li> </ul>																			
GSA SIN 711-16														Cartoned Wt. (lbs.)					
GSA SIN 711-16														Cartoned Vol. (cu.ft.)		36			



Assembli 1503-02	High Back Chair No Arms	1924	2116	3463	3681	3904	2265	2375	2485	2584	2694	2804	2914	3024	3134	5.5	99	OW	30
		<b>Multiple Upholstery</b>																	
<b>Lumbar Cushion</b>																			
<b>Seat</b>														1	18	OH	56		
<b>Back Panel</b>														2	36	SH	18		
<ul style="list-style-type: none"> <li>• Panels available as Upholstered Channel Back without lumbar (CN), add \$30, or with lumbar (CL), add \$270.</li> <li>• Available as Panel Built to Floor, see 1501-01BTF.</li> </ul>														3.25	59				
<b>Back and Arm Panels standard as Upholstered.</b>																			
<ul style="list-style-type: none"> <li>• Available in Maple Veneer in MB standard finishes (W), add \$1335.</li> <li>• Also available in Rift Cut Oak Veneer and Walnut Veneer, add \$1455.</li> <li>• Available in Laminate (LM), add \$1035. See below for options.</li> </ul>																			
<b>Legs standard as Round or Square.</b>																			
<ul style="list-style-type: none"> <li>• Available as Plus (+) Legs, add \$80. Unavailable in Chrome/Nickel</li> <li>• Available with Sled Back Legs, add \$40. Powder Coat colors only.</li> </ul>																			
<b>Legs standard in Powder Coat Sugar.</b>																			
<ul style="list-style-type: none"> <li>• Available in six additional colors. See below.</li> <li>• Available in custom Powder Coat colors, contact factory.</li> <li>• Also available in Polished Chrome (PC), add \$80, and Brushed Chrome (BC), add \$48. Not applicable for Sled Back Legs.</li> </ul>																			
GSA SIN 711-16														Cartoned Wt. (lbs.)					
GSA SIN 711-16														Cartoned Vol. (cu.ft.)		30			



Style	COM	COL	MB Leather Grade			Fabric Grades			MB Masquerade	6	7	8	9	Fabric Yardage	Sq. Ft. Leather	Dimensions		
			A	B	C	1	2	3								4	5	OW
<b>Assembli</b> 1503-02BTF	<b>High Back</b> Chair No Arms	1993	2192	3742	3990	4243	2381	2506	2631	2743	2868	2993	3118	3243	3368	6.25	113	OW 30
		<b>Multiple Upholstery</b>															OD 27	
		<b>Lumbar Cushion</b>													1	18	OH 56	
		<b>Seat</b>													2	36	SH 18	
<b>Back Panel</b>													3.75	68				

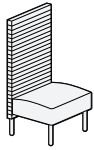


- Back and Arm Panels standard as Upholstered.**
- Available in Maple Veneer in MB standard finishes (W), add \$1335.
  - Also available in Rift Cut Oak Veneer and Walnut Veneer, add \$1455.
  - Available in Laminate (LM), add \$1035. See below for options.
  - Panels available as Upholstered Channel Back without lumbar (CN), add \$30, or with lumbar (CL), add \$270.
  - Available as Panel Built to Floor, see 1501-01BTF.
- Legs standard as Round or Square.**
- Available as Plus (+) Legs, add \$80. Unavailable in Chrome/Nickel
  - Available with Sled Back Legs, add \$40. Powder Coat colors only.
- Legs standard in Powder Coat Sugar.**
- Available in six additional colors. See below.
  - Available in custom Powder Coat colors, contact factory.
  - Also available in Polished Chrome (PC), add \$80, and Brushed Chrome (BC), add \$48. Not applicable for Sled Back Legs.

GSA SIN 711-16

Cartoned Wt. (lbs.)  
Cartoned Vol. (cu.ft.) 30

<b>Assembli</b> 1503-02CN	<b>High Back</b> Chair No Arms Channeled	0	0	1539	1757	1980	341	451	561	660	770	880	990	1100	1210	5.5	99	OW 30
		• Panels available as Upholstered Channel Back without lumbar (CN), add \$30, or with lumbar (CL), add \$270.															OD 27	
		• Available as Panel Built to Floor, see 1501-01BTF.															OH 56	
		<b>Back and Arm Panels standard as Upholstered.</b>															SH 18	

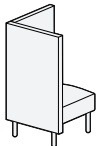


- Back and Arm Panels standard as Upholstered.**
- Available in Maple Veneer in MB standard finishes (W), add \$1335.
  - Also available in Rift Cut Oak Veneer and Walnut Veneer, add \$1455.
  - Available in Laminate (LM), add \$1035. See below for options.
- Legs standard as Round or Square.**
- Available as Plus (+) Legs, add \$80. Unavailable in Chrome/Nickel
  - Available with Sled Back Legs, add \$40. Powder Coat colors only.
- Legs standard in Powder Coat Sugar.**
- Available in six additional colors. See below.
  - Available in custom Powder Coat colors, contact factory.
  - Also available in Polished Chrome (PC), add \$80, and Brushed Chrome (BC), add \$48. Not applicable for Sled Back Legs.

GSA SIN 711-16

Cartoned Wt. (lbs.)  
Cartoned Vol. (cu.ft.) 30

<b>Assembli</b> 1503-05	<b>High Back</b> Chair Arm LAF	2274	2501	4583	4910	5244	2786	2951	3116	3264	3429	3594	3759	3924	4089	8.25	149	OW 32
		<b>Multiple Upholstery</b>															OD 30	
		<b>Lumbar Cushion</b>													1	18	OH 56	
		<b>Seat</b>													2	36	SH 18	
<b>Back Panel and Arm</b>													6.5	117	AH 56			

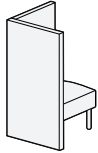


- Panels available as Upholstered Channel Back without lumbar (CN), add \$30, or with lumbar (CL), add \$270.
- Available as Panel Built to Floor, see 1501-01BTF.
- Back and Arm Panels standard as Upholstered.**
- Available in Maple Veneer in MB standard finishes (W), add \$1335.
  - Also available in Rift Cut Oak Veneer and Walnut Veneer, add \$1455.
  - Available in Laminate (LM), add \$1035. See below for options.
- Legs standard as Round or Square.**
- Available as Plus (+) Legs, add \$80. Unavailable in Chrome/Nickel
  - Available with Sled Back Legs, add \$40. Powder Coat colors only.
- Legs standard in Powder Coat Sugar.**
- Available in six additional colors. See below.
  - Available in custom Powder Coat colors, contact factory.
  - Also available in Polished Chrome (PC), add \$80, and Brushed Chrome (BC), add \$48. Not applicable for Sled Back Legs.
- All available as Right Arm Facing (1503-06).

GSA SIN 711-16

Cartoned Wt. (lbs.)  
Cartoned Vol. (cu.ft.) 35

Style		MB Leather Grade														Fabric Yardage	Sq. Ft. Leather	Dimensions	
		COM	COL	A	B	C	Fabric Grades			MB Masquerade									
		2870	3157	5529	5905	6290	3459	3649	3839	4010	4200	4390	4580	4770	4960				
Assembli 1503-05BTF	High Back Chair	<b>Multiple Upholstery</b>														9.5	171	OW	32
	Arm LAF	<b>Lumbar Cushion</b>																	
	Built-to-Floor	<b>Seat</b>														1	18	OH	56
		<b>Back Panel and Arm</b>														2	36	SH	18



**Back and Arm Panels standard as Upholstered.**

- Available in Maple Veneer in MB standard finishes (W), add \$1335.
- Also available in Rift Cut Oak Veneer and Walnut Veneer, add \$1455.
- Available in Laminate (LM), add \$1035. See below for options.
- Panels available as Upholstered Channel Back without lumbar (CN), add \$30, or with lumbar (CL), add \$270.
- Available as Panel Built to Floor, see 1501-01BTF.

**Legs standard as Round or Square.**

- Available as Plus (+) Legs, add \$80. Unavailable in Chrome/Nickel
- Available with Sled Back Legs, add \$40. Powder Coat colors only.

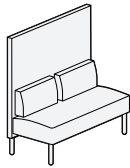
**Legs standard in Powder Coat Sugar.**

- Available in six additional colors. See below.
- Available in custom Powder Coat colors, contact factory.
- Also available in Polished Chrome (PC), add \$80, and Brushed Chrome (BC), add \$48. Not applicable for Sled Back Legs.

All available as Right Arm Facing (1503-06BTF).

GSA SIN 711-16																				Cartoned Wt. (lbs.)		
																					Cartoned Vol. (cu.ft.)	35

Style		MB Leather Grade														Fabric Yardage	Sq. Ft. Leather	Dimensions	
		4209	4630	7288	7724	8169	4891	5111	5331	5529	5749	5969	6189	6409	6629				
Assembli 1503-61	High Back Sofa	<b>Multiple Upholstery</b>														11	198	OW	60
	No Arms	<b>Lumbar Cushion</b>																	
		<b>Seats</b>														2	36	OH	56
		<b>Back Panel</b>														4	72		



**Back and Arm Panels standard as Upholstered.**

- Available in Maple Veneer in MB standard finishes (W), add \$1335.
- Also available in Rift Cut Oak Veneer and Walnut Veneer, add \$1455.
- Available in Laminate (LM), add \$1035. See below for options.
- Panels available as Upholstered Channel Back without lumbar (CN), add \$30, or with lumbar (CL), add \$270.
- Available as Panel Built to Floor, see 1501-01BTF.

**Legs standard as Round or Square.**

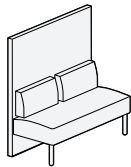
- Available as Plus (+) Legs, add \$80. Unavailable in Chrome/Nickel
- Available with Sled Back Legs, add \$40. Powder Coat colors only.

**Legs standard in Powder Coat Sugar.**

- Available in six additional colors. See below.
- Available in custom Powder Coat colors, contact factory.
- Also available in Polished Chrome (PC), add \$80, and Brushed Chrome (BC), add \$48. Not applicable for Sled Back Legs.

GSA SIN 711-16																					Cartoned Wt. (lbs.)	
																					Cartoned Vol. (cu.ft.)	56

Style		MB Leather Grade														Fabric Yardage	Sq. Ft. Leather	Dimensions	
		4315	4747	7604	8069	8545	5044	5279	5514	5725	5960	6195	6430	6665	6900				
Assembli 1503-61BTF	High Back Sofa	<b>Multiple Upholstery</b>														11.75	212	OW	60
	No Arms	<b>Lumbar Cushion</b>																	
	Built-to-Floor	<b>Seats</b>														2	36	OH	56
		<b>Back Panel</b>														4	72		



**Back and Arm Panels standard as Upholstered.**

- Available in Maple Veneer in MB standard finishes (W), add \$1335.
- Also available in Rift Cut Oak Veneer and Walnut Veneer, add \$1455.
- Available in Laminate (LM), add \$1035. See below for options.
- Panels available as Upholstered Channel Back without lumbar (CN), add \$30, or with lumbar (CL), add \$270.
- Available as Panel Built to Floor, see 1501-01BTF.

**Legs standard as Round or Square.**

- Available as Plus (+) Legs, add \$80. Unavailable in Chrome/Nickel
- Available with Sled Back Legs, add \$40. Powder Coat colors only.

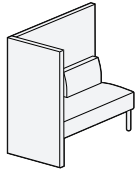
**Legs standard in Powder Coat Sugar.**

- Available in six additional colors. See below.
- Available in custom Powder Coat colors, contact factory.
- Also available in Polished Chrome (PC), add \$80, and Brushed Chrome (BC), add \$48. Not applicable for Sled Back Legs.

Cartoned Wt. (lbs.)



Style	COM	COL	MB Leather Grade			Fabric Grades			MB Masquerade	6	7	8	9	Fabric Yardage	Sq. Ft. Leather	Dimensions		
			A	B	C	1	2	3								4	5	
<b>Assembl</b> 1503-63BTF	<b>High Back</b>	<b>4799</b>	<b>5279</b>	<b>8998</b>	<b>9592</b>	<b>10199</b>	<b>5729</b>	<b>6029</b>	<b>6329</b>	<b>6599</b>	<b>6899</b>	<b>7199</b>	<b>7499</b>	<b>7799</b>	<b>8099</b>	15	270	OW 60
	Sofa	<b>Multiple Upholstery</b>																OD 27
	Arm LAF	<b>Lumbar Cushion</b>																OH 56
	Built-to-Floor	<b>Seat</b>																SH 18
		<b>Back Panel</b>																10 180



**Back and Arm Panels standard as Upholstered.**

- Available in Maple Veneer in MB standard finishes (**W**), add \$1335.
- Also available in Rift Cut Oak Veneer and Walnut Veneer, add \$1455.
- Available in Laminate (**LM**), add \$1035. See below for options.
- Panels available as Upholstered Channel Back without lumbar (**CN**), add \$30, or with lumbar (**CL**), add \$270.
- Available as Panel Built to Floor, see 1501-01BTF.

**Legs standard as Round or Square.**

- Available as Plus (+) Legs, add \$80. Unavailable in Chrome/Nickel
- Available with Sled Back Legs, add \$40. Powder Coat colors only.

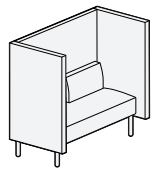
**Legs standard in Powder Coat Sugar.**

- Available in six additional colors. See below.
- Available in custom Powder Coat colors, contact factory.
- Also available in Polished Chrome (**PC**), add \$80, and Brushed Chrome (**BC**), add \$48. Not applicable for Sled Back Legs.

All available as Right Arm Facing (1503-64BTF).

GSA SIN 711-16 Cartoned Wt. (lbs.)  
Cartoned Vol. (cu.ft.) 56

<b>Assembl</b> 1503-67	<b>High Back</b>	<b>5132</b>	<b>5645</b>	<b>9191</b>	<b>9765</b>	<b>10352</b>	<b>6031</b>	<b>6321</b>	<b>6611</b>	<b>6872</b>	<b>7162</b>	<b>7452</b>	<b>7742</b>	<b>8032</b>	<b>8322</b>	14.5	261	OW 64
	Sofa	<b>Multiple Upholstery</b>																OD 30
	Arms	<b>Lumbar Cushion</b>																OH 56
		<b>Seat</b>																SH 18
		<b>Back Panel and Arms</b>																10.5 189 AH 56



**Back and Arm Panels standard as Upholstered.**

- Available in Maple Veneer in MB standard finishes (**W**), add \$1335.
- Also available in Rift Cut Oak Veneer and Walnut Veneer, add \$1455.
- Available in Laminate (**LM**), add \$1035. See below for options.
- Panels available as Upholstered Channel Back without lumbar (**CN**), add \$30, or with lumbar (**CL**), add \$270.
- Available as Panel Built to Floor, see 1501-01BTF.

**Legs standard as Round or Square.**

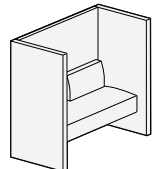
- Available as Plus (+) Legs, add \$80. Unavailable in Chrome/Nickel
- Available with Sled Back Legs, add \$40. Powder Coat colors only.

**Legs standard in Powder Coat Sugar.**

- Available in six additional colors. See below.
- Available in custom Powder Coat colors, contact factory.
- Also available in Polished Chrome (**PC**), add \$80, and Brushed Chrome (**BC**), add \$48. Not applicable for Sled Back Legs.

GSA SIN 711-16 Cartoned Wt. (lbs.)  
Cartoned Vol. (cu.ft.) 66

<b>Assembl</b> 1503-67BTF	<b>High Back</b>	<b>5224</b>	<b>5746</b>	<b>10542</b>	<b>11295</b>	<b>12064</b>	<b>6402</b>	<b>6782</b>	<b>7162</b>	<b>7504</b>	<b>7884</b>	<b>8264</b>	<b>8644</b>	<b>9024</b>	<b>9404</b>	19	342	OW 64
	Sofa	<b>Multiple Upholstery</b>																OD 30
	Arms	<b>Lumbar Cushion</b>																OH 56
		<b>Seat</b>																SH 18
		<b>Back Panel</b>																14 252 AH 56



• Panels available as Upholstered Channel Back without lumbar (**CN**), add \$30, or with lumbar (**CL**), add \$270.

• Available as Panel Built to Floor, see 1501-01BTF.

**Back and Arm Panels standard as Upholstered.**

- Available in Maple Veneer in MB standard finishes (**W**), add \$1335.
- Also available in Rift Cut Oak Veneer and Walnut Veneer, add \$1455.
- Available in Laminate (**LM**), add \$1035. See below for options.

**Legs standard as Round or Square.**

- Available as Plus (+) Legs, add \$80. Unavailable in Chrome/Nickel
- Available with Sled Back Legs, add \$40. Powder Coat colors only.

**Legs standard in Powder Coat Sugar.**

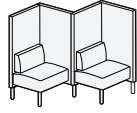
- Available in six additional colors. See below.
- Available in custom Powder Coat colors, contact factory.
- Also available in Polished Chrome (**PC**), add \$80, and Brushed Chrome (**BC**), add \$48. Not applicable for Sled Back Legs.

Cartoned Wt. (lbs.)



Martin Brattrud Inc.

Style	COM	COL	MB Leather Grade			Fabric Grades			MB Macquerade							Fabric Yardage	Sq. Ft. Leather	Dimensions	
			A	B	C	1	2	3	4	5	6	7	8	9					
<b>Assembli</b> 1503-102Z			<b>6121</b>	<b>6733</b>	<b>11369</b>	<b>12112</b>	<b>12871</b>	<b>7284</b>	<b>7659</b>	<b>8034</b>	<b>8371</b>	<b>8746</b>	<b>9121</b>	<b>9496</b>	<b>9871</b>	<b>10246</b>	18.75	338	OW 102
<b>High Back</b> Zig-Zag																		OD 60	
																		OH 56	
																		SH 18	
																		AH 56	



**Back and Arm Panels standard as Upholstered.**

- Available in Maple Veneer in MB standard finishes (**W**), add \$1335.
- Also available in Rift Cut Oak Veneer and Walnut Veneer, add \$1455.
- Available in Laminate (**LM**), add \$1035. See below for options.
- Panels available as Upholstered Channel Back without lumbar (**CN**), add \$30, or with lumbar (**CL**), add \$270.
- Available as Panel Built to Floor, see 1501-01BTF.

**Legs standard as Round or Square.**

- Available as Plus (+) Legs, add \$80. Unavailable in Chrome/Nickel
- Available with Sled Back Legs, add \$40. Powder Coat colors only.

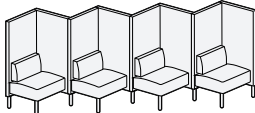
**Legs standard in Powder Coat Sugar.**

- Available in six additional colors. See below.
- Available in custom Powder Coat colors, contact factory.
- Also available in Polished Chrome (**PC**), add \$80, and Brushed Chrome (**BC**), add \$48. Not applicable for Sled Back Legs.

Cartoned Wt. (lbs.)  
Cartoned Vol. (cu.ft.) 202

GSA SIN 711-16

<b>Assembli</b> 1503-240Z			<b>13813</b>	<b>15194</b>	<b>24939</b>	<b>26513</b>	<b>28123</b>	<b>16278</b>	<b>17073</b>	<b>17868</b>	<b>18583</b>	<b>19378</b>	<b>20173</b>	<b>20968</b>	<b>21763</b>	<b>22558</b>	39.75	716	OW 240
<b>High Back</b> Zig-Zag																		OD 120	
																		OH 56	
																		SH 18	



**Back and Arm Panels standard as Upholstered.**

- Available in Maple Veneer in MB standard finishes (**W**), add \$1335.
- Also available in Rift Cut Oak Veneer and Walnut Veneer, add \$1455.
- Available in Laminate (**LM**), add \$1035. See below for options.
- Panels available as Upholstered Channel Back without lumbar (**CN**), add \$30, or with lumbar (**CL**), add \$270.
- Available as Panel Built to Floor, see 1501-01BTF.

**Legs standard as Round or Square.**

- Available as Plus (+) Legs, add \$80. Unavailable in Chrome/Nickel
- Available with Sled Back Legs, add \$40. Powder Coat colors only.

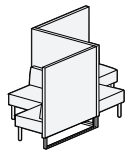
**Legs standard in Powder Coat Sugar.**

- Available in six additional colors. See below.
- Available in custom Powder Coat colors, contact factory.
- Also available in Polished Chrome (**PC**), add \$80, and Brushed Chrome (**BC**), add \$48. Not applicable for Sled Back Legs.

Cartoned Wt. (lbs.)  
Cartoned Vol. (cu.ft.) 936

GSA SIN 711-16

<b>Assembli</b> 1503-112ZT			<b>11018</b>	<b>12120</b>	<b>18715</b>	<b>19804</b>	<b>20918</b>	<b>12723</b>	<b>13273</b>	<b>13823</b>	<b>14318</b>	<b>14868</b>	<b>15418</b>	<b>15968</b>	<b>16518</b>	<b>17068</b>	27.5	495	OW 112
<b>High Back</b> Zig-Zag Table																		OD 57	
																		OH 56	
																		SH 18	
																		AH 56	



**Back and Arm Panels standard as Upholstered.**

- Available in Maple Veneer in MB standard finishes (**W**), add \$1335.
- Also available in Rift Cut Oak Veneer and Walnut Veneer, add \$1455.
- Available in Laminate (**LM**), add \$1035. See below for options.
- Panels available as Upholstered Channel Back without lumbar (**CN**), add \$30, or with lumbar (**CL**), add \$270.
- Available as Panel Built to Floor, see 1501-01BTF.

**Legs standard as Round or Square.**

- Available as Plus (+) Legs, add \$80. Unavailable in Chrome/Nickel
- Available with Sled Back Legs, add \$40. Powder Coat colors only.

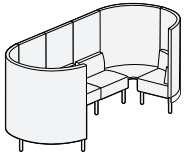
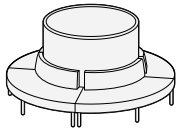
**Legs standard in Powder Coat Sugar.**

- Available in six additional colors. See below.
- Available in custom Powder Coat colors, contact factory.
- Also available in Polished Chrome (**PC**), add \$80, and Brushed Chrome (**BC**), add \$48. Not applicable for Sled Back Legs.

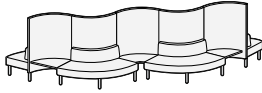
Cartoned Wt. (lbs.)  
Cartoned Vol. (cu.ft.) 210

GSA SIN 711-16


Style		COM	COL	MB Leather Grade			Fabric Grades			MB Masquerade						Fabric Yardage	Sq. Ft. Leather	Dimensions	
				A	B	C	1	2	3	4	5	6	7	8	9				
1503-147ZT	High Back Zig-Zag Table	14820	16302	14820	14820	14820	14820	14820	14820	14820	14820	14820	14820	14820	14820	0	OW	147	
	<b>Back and Arm Panels standard as Upholstered.</b>																		
	<ul style="list-style-type: none"> <li>Available in Maple Veneer in MB standard finishes (W), add \$1335.</li> <li>Also available in Rift Cut Oak Veneer and Walnut Veneer, add \$1455.</li> <li>Available in Laminate (LM), add \$1035. See below for options.</li> <li>Panels available as Upholstered Channel Back without lumbar (CN), add \$30, or with lumbar (CL), add \$270.</li> <li>Available as Panel Built to Floor, see 1501-01BTF.</li> </ul>																		
	<b>Legs standard as Round or Square.</b>																		
	<ul style="list-style-type: none"> <li>Available as Plus (+) Legs, add \$80. Unavailable in Chrome/Nickel</li> <li>Available with Sled Back Legs, add \$40. Powder Coat colors only.</li> </ul>																		
	<b>Legs standard in Powder Coat Sugar.</b>																		
	<ul style="list-style-type: none"> <li>Available in six additional colors. See below.</li> <li>Available in custom Powder Coat colors, contact factory.</li> <li>Also available in Polished Chrome (PC), add \$80, and Brushed Chrome (BC), add \$48. Not applicable for Sled Back Legs.</li> </ul>																		
GSA SIN 711-16														Cartoned Wt. (lbs.)		278			
GSA SIN 711-16														Cartoned Vol. (cu.ft.)		278			
1503-112C	High Back Round	11516	12668	21033	22379	23756	13624	14304	14984	15596	16276	16956	17636	18316	18996	34	612	OW 112	
																		OD 112	
																		OH 56	
																		SH 18	
	<b>Back and Arm Panels standard as Upholstered.</b>																		
	<ul style="list-style-type: none"> <li>Available in Maple Veneer in MB standard finishes (W), add \$1335.</li> <li>Also available in Rift Cut Oak Veneer and Walnut Veneer, add \$1455.</li> <li>Available in Laminate (LM), add \$1035. See below for options.</li> <li>Panels available as Upholstered Channel Back without lumbar (CN), add \$30, or with lumbar (CL), add \$270.</li> <li>Available as Panel Built to Floor, see 1501-01BTF.</li> </ul>																		
	<b>Legs standard as Round or Square.</b>																		
	<ul style="list-style-type: none"> <li>Available as Plus (+) Legs, add \$80. Unavailable in Chrome/Nickel</li> <li>Available with Sled Back Legs, add \$40. Powder Coat colors only.</li> </ul>																		
	<b>Legs standard in Powder Coat Sugar.</b>																		
	<ul style="list-style-type: none"> <li>Available in six additional colors. See below.</li> <li>Available in custom Powder Coat colors, contact factory.</li> <li>Also available in Polished Chrome (PC), add \$80, and Brushed Chrome (BC), add \$48. Not applicable for Sled Back Legs.</li> </ul>																		
GSA SIN 711-16														Cartoned Wt. (lbs.)		410			
GSA SIN 711-16														Cartoned Vol. (cu.ft.)		410			
1503-152CT	High Back Huddle Corner Table	12682	13950	12682	12682	12682	12682	12682	12682	12682	12682	12682	12682	12682	12682	0	OW	152	
																		OD 52	
																		OH 56	
																		SH 18	
	<b>Back and Arm Panels standard as Upholstered.</b>																		
	<ul style="list-style-type: none"> <li>Available in Maple Veneer in MB standard finishes (W), add \$1335.</li> <li>Also available in Rift Cut Oak Veneer and Walnut Veneer, add \$1455.</li> <li>Available in Laminate (LM), add \$1035. See below for options.</li> <li>Panels available as Upholstered Channel Back without lumbar (CN), add \$30, or with lumbar (CL), add \$270.</li> <li>Available as Panel Built to Floor, see 1501-01BTF.</li> </ul>																		
	<b>Legs standard as Round or Square.</b>																		
	<ul style="list-style-type: none"> <li>Available as Plus (+) Legs, add \$80. Unavailable in Chrome/Nickel</li> <li>Available with Sled Back Legs, add \$40. Powder Coat colors only.</li> </ul>																		
	<b>Legs standard in Powder Coat Sugar.</b>																		
	<ul style="list-style-type: none"> <li>Available in six additional colors. See below.</li> <li>Available in custom Powder Coat colors, contact factory.</li> <li>Also available in Polished Chrome (PC), add \$80, and Brushed Chrome (BC), add \$48. Not applicable for Sled Back Legs.</li> </ul>																		
GSA SIN 711-16														Cartoned Wt. (lbs.)		259			
GSA SIN 711-16														Cartoned Vol. (cu.ft.)		259			



Style		MB Leather Grade											Fabric Yardage	Sq. Ft. Leather	Dimensions				
		COM	COL	A	B	C	Fabric Grades			MB Masquerade									
							1	2	3	4	5	6	7	8	9				
<b>Assembli</b> 1503-249UT	<b>High Back</b> Double Corner Table Wedge Table	<b>18921</b>	<b>20813</b>	<b>30817</b>	<b>32500</b>	<b>34221</b>	<b>21556</b>	<b>22406</b>	<b>23256</b>	<b>24021</b>	<b>24871</b>	<b>25721</b>	<b>26571</b>	<b>27421</b>	<b>28271</b>	42.5	765	OW	249
		<b>Back and Arm Panels standard as Upholstered.</b>																	
		<ul style="list-style-type: none"> <li>• Available in Maple Veneer in MB standard finishes (<b>W</b>), add \$1335.</li> <li>• Also available in Rift Cut Oak Veneer and Walnut Veneer, add \$1455.</li> <li>• Available in Laminate (<b>LM</b>), add \$1035. See below for options.</li> <li>• Panels available as Upholstered Channel Back without lumbar (<b>CN</b>), add \$30, or with lumbar (<b>CL</b>), add \$270.</li> <li>• Available as Panel Built to Floor, see 1501-01BTF.</li> </ul>																	
		<b>Legs standard as Round or Square.</b>																	
		<ul style="list-style-type: none"> <li>• Available as Plus (+) Legs, add \$80. Unavailable in Chrome/Nickel</li> <li>• Available with Sled Back Legs, add \$40. Powder Coat colors only.</li> </ul>																	
		<b>Legs standard in Powder Coat Sugar.</b>																	
		<ul style="list-style-type: none"> <li>• Available in six additional colors. See below.</li> <li>• Available in custom Powder Coat colors, contact factory.</li> <li>• Also available in Polished Chrome (<b>PC</b>), add \$80, and Brushed Chrome (<b>BC</b>), add \$48. Not applicable for Sled Back Legs.</li> </ul>																	
																Cartoned Wt. (lbs.)			
GSA SIN 711-16																Cartoned Vol. (cu.ft.)		568	



<b>Assembli</b> 1503-260U	<b>High Back</b> Tête-à-Tête	<b>11516</b>	<b>12668</b>	<b>21033</b>	<b>22379</b>	<b>23756</b>	<b>13624</b>	<b>14304</b>	<b>14984</b>	<b>15596</b>	<b>16276</b>	<b>16956</b>	<b>17636</b>	<b>18316</b>	<b>18996</b>	34	612	OW	260
		<b>Back and Arm Panels standard as Upholstered.</b>																	
		<ul style="list-style-type: none"> <li>• Available in Maple Veneer in MB standard finishes (<b>W</b>), add \$1335.</li> <li>• Also available in Rift Cut Oak Veneer and Walnut Veneer, add \$1455.</li> <li>• Available in Laminate (<b>LM</b>), add \$1035. See below for options.</li> <li>• Panels available as Upholstered Channel Back without lumbar (<b>CN</b>), add \$30, or with lumbar (<b>CL</b>), add \$270.</li> <li>• Available as Panel Built to Floor, see 1501-01BTF.</li> </ul>																	
		<b>Legs standard as Round or Square.</b>																	
		<ul style="list-style-type: none"> <li>• Available as Plus (+) Legs, add \$80. Unavailable in Chrome/Nickel</li> <li>• Available with Sled Back Legs, add \$40. Powder Coat colors only.</li> </ul>																	
		<b>Legs standard in Powder Coat Sugar.</b>																	
		<ul style="list-style-type: none"> <li>• Available in six additional colors. See below.</li> <li>• Available in custom Powder Coat colors, contact factory.</li> <li>• Also available in Polished Chrome (<b>PC</b>), add \$80, and Brushed Chrome (<b>BC</b>), add \$48. Not applicable for Sled Back Legs.</li> </ul>																	
																Cartoned Wt. (lbs.)			
GSA SIN 711-16																Cartoned Vol. (cu.ft.)		441	



<b>Assembli</b> 1501-300	<b>Ottomans</b> Casters	<b>1134</b>	<b>1247</b>	<b>1764</b>	<b>1853</b>	<b>1944</b>	<b>1274</b>	<b>1319</b>	<b>1364</b>	<b>1404</b>	<b>1449</b>	<b>1494</b>	<b>1539</b>	<b>1584</b>	<b>1629</b>	2.25	41	OW	24
		<b>Casters standard in Black Tread and Black Core.</b>																	
		<ul style="list-style-type: none"> <li>• Available with Black Tread and White Core.</li> <li>• Alternate colors available, add \$80. Contact factory for more information.</li> </ul>																	
																Cartoned Wt. (lbs.)			
GSA SIN 711-16																Cartoned Vol. (cu.ft.)		10	



Martin Bratrud Inc.

Style	COM	COL	MB Leather Grade			Fabric Grades			MB Masquerade						Fabric Yardage	Sq. Ft. Leather	Dimensions			
			A	B	C	1	2	3	4	5	6	7	8	9			OW	OD		
<b>Assembli</b> 1501-30OS	<b>Ottomans</b>	<b>2051</b>	<b>2256</b>	<b>2681</b>	<b>2770</b>	<b>2861</b>	<b>2191</b>	<b>2236</b>	<b>2281</b>	<b>2321</b>	<b>2366</b>	<b>2411</b>	<b>2456</b>	<b>2501</b>	<b>2546</b>	2.25	41	OW	24	
	Casters	<b>Casters standard in Black Tread and Black Core.</b> <ul style="list-style-type: none"> <li>Available with Black Tread and White Core.</li> <li>Alternate colors available, add \$80. Contact factory for more information.</li> </ul>																	OD	24
	Shelf	<b>Shelf standard in Powder Coat Sugar.</b> <ul style="list-style-type: none"> <li>Available in six additional colors. See below.</li> <li>Custom Powder Coat colors available, contact factory.</li> <li>Shelf available in Polished (PC) and Brushed Chrome (BC). Upcharges apply.</li> </ul>																	OH	18
												Cartoned Wt. (lbs.)								
												Cartoned Vol. (cu.ft.)		9						
<b>Assembli</b> 1501-30OT	<b>Ottomans</b>	<b>1790</b>	<b>1969</b>	<b>2420</b>	<b>2509</b>	<b>2600</b>	<b>1930</b>	<b>1975</b>	<b>2020</b>	<b>2060</b>	<b>2105</b>	<b>2150</b>	<b>2195</b>	<b>2240</b>	<b>2285</b>	2.25	41	OW	25.5	
	Casters	<b>Casters standard in Black Tread and Black Core.</b> <ul style="list-style-type: none"> <li>Available with Black Tread and White Core.</li> <li>Alternate colors available, add \$80. Contact factory for more information.</li> </ul>																	OD	24
	Tablet	<b>Tablet Post standard as Square.</b> <ul style="list-style-type: none"> <li>Available as round.</li> </ul> <b>Tablet Post standard in Powder Coat Sugar.</b> <ul style="list-style-type: none"> <li>Available in six additional colors. See below.</li> <li>Custom Powder Coat colors available, contact factory.</li> <li>Available in Polished (PC) and Brushed Chrome (BC). Upcharges apply.</li> </ul> <b>Tablet Top standard in Maple</b> <ul style="list-style-type: none"> <li>Available in all Standard MB Wood Finishes.</li> <li>Available in Glacier White Solid Surface. Upcharges apply.</li> </ul>																	OH	27.5
												Cartoned Wt. (lbs.)								
												Cartoned Vol. (cu.ft.)		13						
<b>Assembli</b> 1501-30OST	<b>Ottomans</b>	<b>2821</b>	<b>3103</b>	<b>3451</b>	<b>3540</b>	<b>3631</b>	<b>2961</b>	<b>3006</b>	<b>3051</b>	<b>3091</b>	<b>3136</b>	<b>3181</b>	<b>3226</b>	<b>3271</b>	<b>3316</b>	2.25	41	OW	25.5	
	Casters	<b>Casters standard in Black Tread and Black Core.</b> <ul style="list-style-type: none"> <li>Available with Black Tread and White Core.</li> <li>Alternate colors available, add \$80. Contact factory for more information.</li> </ul>																	OD	24
	Shelf	<b>Shelf standard in Powder Coat Sugar.</b> <ul style="list-style-type: none"> <li>Available in six additional colors. See below.</li> <li>Custom Powder Coat colors available, contact factory.</li> <li>Shelf available in Polished (PC) and Brushed Chrome (BC). Upcharges apply.</li> </ul>																	OH	27.5
	Tablet	<b>Tablet Post standard as Square.</b> <ul style="list-style-type: none"> <li>Available as round.</li> </ul> <b>Tablet Post standard in Powder Coat Sugar.</b> <ul style="list-style-type: none"> <li>Available in six additional colors. See below.</li> <li>Custom Powder Coat colors available, contact factory.</li> <li>Available in Polished (PC) and Brushed Chrome (BC). Upcharges apply.</li> </ul> <b>Tablet Top standard in Maple</b> <ul style="list-style-type: none"> <li>Available in all Standard MB Wood Finishes.</li> <li>Available in Glacier White Solid Surface. Upcharges apply.</li> </ul>																	SH	18
												Cartoned Wt. (lbs.)								
												Cartoned Vol. (cu.ft.)		13						



Style	COM	COL	MB Leather Grade			Fabric Grades			MB Masquerade						Fabric Yardage	Sq. Ft. Leather	Dimensions		
			A	B	C	1	2	3	4	5	6	7	8	9					
<b>Assembl</b> 1501-60B			<b>2694</b>	<b>2963</b>	<b>3534</b>	<b>3653</b>	<b>3774</b>	<b>2880</b>	<b>2940</b>	<b>3000</b>	<b>3054</b>	<b>3114</b>	<b>3174</b>	<b>3234</b>	<b>3294</b>	<b>3354</b>	3	54	OW 60 OD 25 OH 18

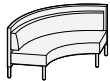
**Standard as Two Seats.**  
 • Available as Single Seat, deduct (\$30)  
**Legs standard as Square Legs.**  
 • Available as Round and Plus (+) Legs.



GSA SIN 711-16																			Cartoned Wt. (lbs.) Cartoned Vol. (cu.ft.)	19
----------------	--	--	--	--	--	--	--	--	--	--	--	--	--	--	--	--	--	--	---	----

<b>Assembl</b> 1501-07	<b>Wedge</b>	<b>2213</b>	<b>2434</b>	<b>3473</b>	<b>3651</b>	<b>3833</b>	<b>2492</b>	<b>2582</b>	<b>2672</b>	<b>2753</b>	<b>2843</b>	<b>2933</b>	<b>3023</b>	<b>3113</b>	<b>3203</b>	4.5	81	OW 31 OD 31 OH 36 SH 18	
	Low-Back	<b>Multiple Upholstery</b>																	
	Outside Wedge	<b>Lumbar Cushion</b>														<b>1</b>	<b>18</b>	OH 36	
		<b>Seat</b>														<b>1.75</b>	<b>32</b>	SH 18	
		<b>Back Panel</b>														<b>2.25</b>	<b>41</b>		

**Back and Arm Panels standard as Upholstered.**  
 • Available in Maple Veneer in MB standard finishes (**W**), add \$1335.  
 • Also available in Rift Cut Oak Veneer and Walnut Veneer, add \$1455.  
 • Available in Laminate (**LM**), add \$1035. See below for options.  
 • Panels available as Upholstered Channel Back without lumbar (**CN**), add \$30, or with lumbar (**CL**), add \$270.  
 • Available as Panel Built to Floor, see 1501-01BTF.  
**Legs standard as Round or Square.**  
 • Available as Plus (+) Legs, add \$80. Unavailable in Chrome/Nickel  
 • Available with Sled Back Legs, add \$40. Powder Coat colors only.  
**Legs standard in Powder Coat Sugar.**  
 • Available in six additional colors. See below.  
 • Available in custom Powder Coat colors, contact factory.  
 • Also available in Polished Chrome (**PC**), add \$80, and Brushed Chrome (**BC**), add \$48. Not applicable for Sled Back Legs.



GSA SIN 711-16																			Cartoned Wt. (lbs.) Cartoned Vol. (cu.ft.)	23
----------------	--	--	--	--	--	--	--	--	--	--	--	--	--	--	--	--	--	--	---	----

<b>Assembl</b> 1501-07BTF	<b>Wedge</b>	<b>2327</b>	<b>2560</b>	<b>3727</b>	<b>3925</b>	<b>4127</b>	<b>2637</b>	<b>2737</b>	<b>2837</b>	<b>2927</b>	<b>3027</b>	<b>3127</b>	<b>3227</b>	<b>3327</b>	<b>3427</b>	5	90	OW 31 OD 31 OH 36 SH 18	
	Low-Back	<b>Multiple Upholstery</b>																	
	Outside Wedge	<b>Lumbar Cushion</b>														<b>1</b>	<b>18</b>	OH 36	
	Built-to-Floor	<b>Seat</b>														<b>1.75</b>	<b>32</b>	SH 18	
		<b>Back Panel</b>														<b>2.75</b>	<b>50</b>		

• Panels available as Upholstered Channel Back without lumbar (**CN**), add \$30, or with lumbar (**CL**), add \$270.  
 • Available as Panel Built to Floor, see 1501-01BTF.  
**Back and Arm Panels standard as Upholstered.**  
 • Available in Maple Veneer in MB standard finishes (**W**), add \$1335.  
 • Also available in Rift Cut Oak Veneer and Walnut Veneer, add \$1455.  
 • Available in Laminate (**LM**), add \$1035. See below for options.  
**Legs standard as Round or Square.**  
 • Available as Plus (+) Legs, add \$80. Unavailable in Chrome/Nickel  
 • Available with Sled Back Legs, add \$40. Powder Coat colors only.  
**Legs standard in Powder Coat Sugar.**  
 • Available in six additional colors. See below.  
 • Available in custom Powder Coat colors, contact factory.  
 • Also available in Polished Chrome (**PC**), add \$80, and Brushed Chrome (**BC**), add \$48. Not applicable for Sled Back Legs.

GSA SIN 711-16																			Cartoned Wt. (lbs.) Cartoned Vol. (cu.ft.)	23
----------------	--	--	--	--	--	--	--	--	--	--	--	--	--	--	--	--	--	--	---	----

Style		Fabric Grades														Fabric Yardage	Sq. Ft. Leather	Dimensions	
		COM	COL	MB Leather Grade			MB Masquerade												
		A	B	C	1	2	3	4	5	6	7	8	9						
Assembli 1502-07BTF	Wedge	2465	2712	4004	4222	4445	2806	2916	3026	3125	3235	3345	3455	3565	3675	5.5	99	OW	31
	Mid-Back	<b>Multiple Upholstery</b>																OD	31
	Outside Wedge	<b>Lumbar Cushion</b>														<b>1</b>	<b>18</b>	OH	42
	Built-to-Floor	<b>Seat</b>														<b>1.75</b>	<b>32</b>	SH	18
		<b>Back Panel</b>														<b>3.25</b>	<b>59</b>		
		<b>Back and Arm Panels standard as Upholstered.</b>																	
		<ul style="list-style-type: none"> <li>Available in Maple Veneer in MB standard finishes (W), add \$1335.</li> <li>Also available in Rift Cut Oak Veneer and Walnut Veneer, add \$1455.</li> <li>Available in Laminate (LM), add \$1035. See below for options.</li> <li>Panels available as Upholstered Channel Back without lumbar (CN), add \$30, or with lumbar (CL), add \$270.</li> <li>Available as Panel Built to Floor, see 1501-01BTF.</li> </ul>																	
		<b>Legs standard as Round or Square.</b>																	
		<ul style="list-style-type: none"> <li>Available as Plus (+) Legs, add \$80. Unavailable in Chrome/Nickel</li> <li>Available with Sled Back Legs, add \$40. Powder Coat colors only.</li> </ul>																	
		<b>Legs standard in Powder Coat Sugar.</b>																	
		<ul style="list-style-type: none"> <li>Available in six additional colors. See below.</li> <li>Available in custom Powder Coat colors, contact factory.</li> <li>Also available in Polished Chrome (PC), add \$80, and Brushed Chrome (BC), add \$48. Not applicable for Sled Back Legs.</li> </ul>																	
GSA SIN 711-16														Cartoned Wt. (lbs.)		Cartoned Vol. (cu.ft.)	27		

Assembli 1503-07BTF	Wedge	2666	2933	4485	4743	5006	3069	3199	3329	3446	3576	3706	3836	3966	4096	6.5	117	OW	31
	High-Back	<b>Multiple Upholstery</b>																OD	31
	Outside Wedge	<b>Lumbar Cushion</b>														<b>1</b>	<b>18</b>	OH	56
	Built-to-Floor	<b>Seat</b>														<b>1.75</b>	<b>32</b>	SH	18
		<b>Back Panel</b>														<b>4.25</b>	<b>77</b>		
		<b>Back and Arm Panels standard as Upholstered.</b>																	
		<ul style="list-style-type: none"> <li>Available in Maple Veneer in MB standard finishes (W), add \$1335.</li> <li>Also available in Rift Cut Oak Veneer and Walnut Veneer, add \$1455.</li> <li>Available in Laminate (LM), add \$1035. See below for options.</li> <li>Panels available as Upholstered Channel Back without lumbar (CN), add \$30, or with lumbar (CL), add \$270.</li> <li>Available as Panel Built to Floor, see 1501-01BTF.</li> </ul>																	
		<b>Legs standard as Round or Square.</b>																	
		<ul style="list-style-type: none"> <li>Available as Plus (+) Legs, add \$80. Unavailable in Chrome/Nickel</li> <li>Available with Sled Back Legs, add \$40. Powder Coat colors only.</li> </ul>																	
		<b>Legs standard in Powder Coat Sugar.</b>																	
		<ul style="list-style-type: none"> <li>Available in six additional colors. See below.</li> <li>Available in custom Powder Coat colors, contact factory.</li> <li>Also available in Polished Chrome (PC), add \$80, and Brushed Chrome (BC), add \$48. Not applicable for Sled Back Legs.</li> </ul>																	
GSA SIN 711-16														Cartoned Wt. (lbs.)		Cartoned Vol. (cu.ft.)	35		

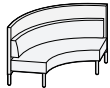
Assembli 1501-08	Wedge	2556	2812	4235	4473	4716	2928	3048	3168	3276	3396	3516	3636	3756	3876	6	108	OW	79.5
	Low-Back	<b>Multiple Upholstery</b>																OD	27
	Inside Wedge	<b>Lumbar Cushion</b>														<b>1</b>	<b>18</b>	OH	36
		<b>Seat</b>														<b>3.25</b>	<b>59</b>	SH	18
		<b>Back Panel</b>														<b>2.25</b>	<b>41</b>		
		<ul style="list-style-type: none"> <li>Panels available as Upholstered Channel Back without lumbar (CN), add \$30, or with lumbar (CL), add \$270.</li> <li>Available as Panel Built to Floor, see 1501-01BTF.</li> </ul>																	
		<b>Back and Arm Panels standard as Upholstered.</b>																	
		<ul style="list-style-type: none"> <li>Available in Maple Veneer in MB standard finishes (W), add \$1335.</li> <li>Also available in Rift Cut Oak Veneer and Walnut Veneer, add \$1455.</li> <li>Available in Laminate (LM), add \$1035. See below for options.</li> </ul>																	
		<b>Legs standard as Round or Square.</b>																	
		<ul style="list-style-type: none"> <li>Available as Plus (+) Legs, add \$80. Unavailable in Chrome/Nickel</li> <li>Available with Sled Back Legs, add \$40. Powder Coat colors only.</li> </ul>																	
		<b>Legs standard in Powder Coat Sugar.</b>																	
		<ul style="list-style-type: none"> <li>Available in six additional colors. See below.</li> <li>Available in custom Powder Coat colors, contact factory.</li> <li>Also available in Polished Chrome (PC), add \$80, and Brushed Chrome (BC), add \$48. Not applicable for Sled Back Legs.</li> </ul>																	
GSA SIN 711-16														Cartoned Wt. (lbs.)		Cartoned Vol. (cu.ft.)	48		



Style		COM COL		MB Leather Grade			Fabric Grades			MB Masquerade						Fabric Yardage	Sq. Ft. Leather	Dimensions	
		A	B	C	1	2	3	4	5	6	7	8	9						
Assembli 1501-08BTF	Wedge	2672	2939	4351	4589	4832	3044	3164	3284	3392	3512	3632	3752	3872	3992	6	108	OW	79.5
	Low-Back	<b>Multiple Upholstery</b>																OD	27
	Inside Wedge	<b>Lumbar Cushion</b>														1	18	OH	36
	Built-to-Floor	<b>Seat</b>														3.25	59	SH	18
		<b>Back Panel</b>														2.75	50		
		<ul style="list-style-type: none"> <li>• Panels available as Upholstered Channel Back without lumbar (CN), add \$30, or with lumbar (CL), add \$270.</li> <li>• Available as Panel Built to Floor, see 1501-01BTF.</li> </ul>																	
		<b>Back and Arm Panels standard as Upholstered.</b>																	
		<ul style="list-style-type: none"> <li>• Available in Maple Veneer in MB standard finishes (W), add \$1335.</li> <li>• Also available in Rift Cut Oak Veneer and Walnut Veneer, add \$1455.</li> <li>• Available in Laminate (LM), add \$1035. See below for options.</li> </ul>																	
		<b>Legs standard as Round or Square.</b>																	
		<ul style="list-style-type: none"> <li>• Available as Plus (+) Legs, add \$80. Unavailable in Chrome/Nickel</li> <li>• Available with Sled Back Legs, add \$40. Powder Coat colors only.</li> </ul>																	
		<b>Legs standard in Powder Coat Sugar.</b>																	
		<ul style="list-style-type: none"> <li>• Available in six additional colors. See below.</li> <li>• Available in custom Powder Coat colors, contact factory.</li> <li>• Also available in Polished Chrome (PC), add \$80, and Brushed Chrome (BC), add \$48. Not applicable for Sled Back Legs.</li> </ul>																	
GSA SIN 711-16															Cartoned Wt. (lbs.)				
															Cartoned Vol. (cu.ft.)		48		

Assembli 1501-260U	Wedge	10221	11243	16939	17889	18861	11709	12189	12669	13101	13581	14061	14541	15021	15501	24	432	OW	260
	Low-back																	OD	52
	tête-à-tête	<b>Back and Arm Panels standard as Upholstered.</b>																OH	36
		<ul style="list-style-type: none"> <li>• Available in Maple Veneer in MB standard finishes (W), add \$1335.</li> <li>• Also available in Rift Cut Oak Veneer and Walnut Veneer, add \$1455.</li> <li>• Available in Laminate (LM), add \$1035. See below for options.</li> <li>• Panels available as Upholstered Channel Back without lumbar (CN), add \$30, or with lumbar (CL), add \$270.</li> <li>• Available as Panel Built to Floor, see 1501-01BTF.</li> </ul>																SH	18
		<b>Legs standard as Round or Square.</b>																	
		<ul style="list-style-type: none"> <li>• Available as Plus (+) Legs, add \$80. Unavailable in Chrome/Nickel</li> <li>• Available with Sled Back Legs, add \$40. Powder Coat colors only.</li> </ul>																	
		<b>Legs standard in Powder Coat Sugar.</b>																	
		<ul style="list-style-type: none"> <li>• Available in six additional colors. See below.</li> <li>• Available in custom Powder Coat colors, contact factory.</li> <li>• Also available in Polished Chrome (PC), add \$80, and Brushed Chrome (BC), add \$48. Not applicable for Sled Back Legs.</li> </ul>																	
GSA SIN 711-16															Cartoned Wt. (lbs.)				
															Cartoned Vol. (cu.ft.)		285		

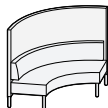
Assembli 1502-07	Wedge	2350	2585	3750	3948	4150	2660	2760	2860	2950	3050	3150	3250	3350	3450	5	90	OW	31
	Mid-Back	<b>Multiple Upholstery</b>																OD	31
	Outside Wedge	<b>Lumbar Cushion</b>														1	18	OH	42
		<b>Seat</b>														1.75	32	SH	18
		<b>Back Panel</b>														2.75	50		
		<b>Back and Arm Panels standard as Upholstered.</b>																	
		<ul style="list-style-type: none"> <li>• Available in Maple Veneer in MB standard finishes (W), add \$1335.</li> <li>• Also available in Rift Cut Oak Veneer and Walnut Veneer, add \$1455.</li> <li>• Available in Laminate (LM), add \$1035. See below for options.</li> <li>• Panels available as Upholstered Channel Back without lumbar (CN), add \$30, or with lumbar (CL), add \$270.</li> <li>• Available as Panel Built to Floor, see 1501-01BTF.</li> </ul>																	
		<b>Legs standard as Round or Square.</b>																	
		<ul style="list-style-type: none"> <li>• Available as Plus (+) Legs, add \$80. Unavailable in Chrome/Nickel</li> <li>• Available with Sled Back Legs, add \$40. Powder Coat colors only.</li> </ul>																	
		<b>Legs standard in Powder Coat Sugar.</b>																	
		<ul style="list-style-type: none"> <li>• Available in six additional colors. See below.</li> <li>• Available in custom Powder Coat colors, contact factory.</li> <li>• Also available in Polished Chrome (PC), add \$80, and Brushed Chrome (BC), add \$48. Not applicable for Sled Back Legs.</li> </ul>																	
GSA SIN 711-16															Cartoned Wt. (lbs.)				
															Cartoned Vol. (cu.ft.)		27		



Style	COM	COL	MB Leather Grade			Fabric Grades					MB Masquerade	Fabric Yardage	Sq. Ft. Leather	Dimensions					
			A	B	C	1	2	3	4	5						6	7	8	9
Assembli 1502-08	Wedge Mid-Back Inside Wedge	2679	2947	4498	4756	5019	3082	3212	3342	3459	3589	3719	3849	3979	4109	6.5	117	OW	79.5
		<b>Multiple Upholstery</b>																	
<b>Lumbar Cushion</b>																			
<b>Seat</b>														1	18	OH	42		
<b>Back Panel</b>														3.25	59	SH	18		
<ul style="list-style-type: none"> <li>• Panels available as Upholstered Channel Back without lumbar (CN), add \$30, or with lumbar (CL), add \$270.</li> <li>• Available as Panel Built to Floor, see 1501-01BTF.</li> </ul>																			
<b>Back and Arm Panels standard as Upholstered.</b>																			
<ul style="list-style-type: none"> <li>• Available in Maple Veneer in MB standard finishes (W), add \$1335.</li> <li>• Also available in Rift Cut Oak Veneer and Walnut Veneer, add \$1455.</li> <li>• Available in Laminate (LM), add \$1035. See below for options.</li> </ul>																			
<b>Legs standard as Round or Square.</b>																			
<ul style="list-style-type: none"> <li>• Available as Plus (+) Legs, add \$80. Unavailable in Chrome/Nickel</li> <li>• Available with Sled Back Legs, add \$40. Powder Coat colors only.</li> </ul>																			
<b>Legs standard in Powder Coat Sugar.</b>																			
<ul style="list-style-type: none"> <li>• Available in six additional colors. See below.</li> <li>• Available in custom Powder Coat colors, contact factory.</li> <li>• Also available in Polished Chrome (PC), add \$80, and Brushed Chrome (BC), add \$48. Not applicable for Sled Back Legs.</li> </ul>																			
GSA SIN 711-16												Cartoned Wt. (lbs.)							
GSA SIN 711-16												Cartoned Vol. (cu.ft.)	56						



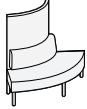
Assembli 1502-08BTF	Wedge Mid-Back Inside Wedge Built-to-Floor	2793	3072	4752	5030	5313	3227	3367	3507	3633	3773	3913	4053	4193	4333	7	126	OW	79.5
		<b>Multiple Upholstery</b>																	
<b>Lumbar Cushion</b>																			
<b>Seat</b>														1	18	OH	42		
<b>Back Panel</b>														3.25	59	SH	18		
<ul style="list-style-type: none"> <li>• Panels available as Upholstered Channel Back without lumbar (CN), add \$30, or with lumbar (CL), add \$270.</li> <li>• Available as Panel Built to Floor, see 1501-01BTF.</li> </ul>																			
<b>Back and Arm Panels standard as Upholstered.</b>																			
<ul style="list-style-type: none"> <li>• Available in Maple Veneer in MB standard finishes (W), add \$1335.</li> <li>• Also available in Rift Cut Oak Veneer and Walnut Veneer, add \$1455.</li> <li>• Available in Laminate (LM), add \$1035. See below for options.</li> </ul>																			
<b>Legs standard as Round or Square.</b>																			
<ul style="list-style-type: none"> <li>• Available as Plus (+) Legs, add \$80. Unavailable in Chrome/Nickel</li> <li>• Available with Sled Back Legs, add \$40. Powder Coat colors only.</li> </ul>																			
<b>Legs standard in Powder Coat Sugar.</b>																			
<ul style="list-style-type: none"> <li>• Available in six additional colors. See below.</li> <li>• Available in custom Powder Coat colors, contact factory.</li> <li>• Also available in Polished Chrome (PC), add \$80, and Brushed Chrome (BC), add \$48. Not applicable for Sled Back Legs.</li> </ul>																			
GSA SIN 711-16												Cartoned Wt. (lbs.)							
GSA SIN 711-16												Cartoned Vol. (cu.ft.)	56						



Assembli 1503-07	Wedge High-Back Outside Wedge	2552	2807	4231	4469	4712	2924	3044	3164	3272	3392	3512	3632	3752	3872	6	108	OW	31
		<b>Multiple Upholstery</b>																	
<b>Lumbar Cushion</b>																			
<b>Seat</b>														1	18	OH	56		
<b>Back Panel</b>														1.75	32	SH	18		
<ul style="list-style-type: none"> <li>• Panels available as Upholstered Channel Back without lumbar (CN), add \$30, or with lumbar (CL), add \$270.</li> <li>• Available as Panel Built to Floor, see 1501-01BTF.</li> </ul>																			
<b>Back and Arm Panels standard as Upholstered.</b>																			
<ul style="list-style-type: none"> <li>• Available in Maple Veneer in MB standard finishes (W), add \$1335.</li> <li>• Also available in Rift Cut Oak Veneer and Walnut Veneer, add \$1455.</li> <li>• Available in Laminate (LM), add \$1035. See below for options.</li> </ul>																			
<b>Legs standard as Round or Square.</b>																			
<ul style="list-style-type: none"> <li>• Available as Plus (+) Legs, add \$80. Unavailable in Chrome/Nickel</li> <li>• Available with Sled Back Legs, add \$40. Powder Coat colors only.</li> </ul>																			
<b>Legs standard in Powder Coat Sugar.</b>																			
<ul style="list-style-type: none"> <li>• Available in six additional colors. See below.</li> <li>• Available in custom Powder Coat colors, contact factory.</li> <li>• Also available in Polished Chrome (PC), add \$80, and Brushed Chrome (BC), add \$48. Not applicable for Sled Back Legs.</li> </ul>																			
GSA SIN 711-16												Cartoned Wt. (lbs.)							
GSA SIN 711-16												Cartoned Vol. (cu.ft.)	35						



Style	Flat Price		Dimensions	
Assembli 1503-08	Wedge High-Back Inside Wedge	<b>Multiple Upholstery</b> <b>Lumbar CUshion</b> <b>Seat</b> <b>Back Panel</b>		OW 79.5
				OD 27
			<b>1 18</b>	OH 56
			<b>3.25 59</b>	SH 18
		<b>4.25 77</b>		
<ul style="list-style-type: none"> <li>• Panels available as Upholstered Channel Back without lumbar (<b>CN</b>), add \$30, or with lumbar (<b>CL</b>), add \$270.</li> <li>• Available as Panel Built to Floor, see 1501-01BTF.</li> </ul> <p><b>Back and Arm Panels standard as Upholstered.</b></p> <ul style="list-style-type: none"> <li>• Available in Maple Veneer in MB standard finishes (<b>W</b>), add \$1335.</li> <li>• Also available in Rift Cut Oak Veneer and Walnut Veneer, add \$1455.</li> <li>• Available in Laminate (<b>LM</b>), add \$1035. See below for options.</li> </ul> <p><b>Legs standard as Round or Square.</b></p> <ul style="list-style-type: none"> <li>• Available as Plus (+) Legs, add \$80. Unavailable in Chrome/Nickel</li> <li>• Available with Sled Back Legs, add \$40. Powder Coat colors only.</li> </ul> <p><b>Legs standard in Powder Coat Sugar.</b></p> <ul style="list-style-type: none"> <li>• Available in six additional colors. See below.</li> <li>• Available in custom Powder Coat colors, contact factory.</li> <li>• Also available in Polished Chrome (<b>PC</b>), add \$80, and Brushed Chrome (<b>BC</b>), add \$48. Not applicable for Sled Back Legs.</li> </ul>				
GSA SIN 711-16			Cartoned Wt. (lbs.)	
			Cartoned Vol. (cu.ft.)	73



Assembli 1503-08BTF	Wedge High-Back Inside Wedge Built-to-Floor	<b>Multiple Upholstery</b> <b>Lumbar Cushion</b> <b>Seat</b> <b>Back Panel</b>		OW 79.5
				OD 27
			<b>1 18</b>	OH 56
			<b>3.25 59</b>	SH 18
		<b>4.25 77</b>		
<p><b>Back and Arm Panels standard as Upholstered.</b></p> <ul style="list-style-type: none"> <li>• Available in Maple Veneer in MB standard finishes (<b>W</b>), add \$1335.</li> <li>• Also available in Rift Cut Oak Veneer and Walnut Veneer, add \$1455.</li> <li>• Available in Laminate (<b>LM</b>), add \$1035. See below for options.</li> <li>• Panels available as Upholstered Channel Back without lumbar (<b>CN</b>), add \$30, or with lumbar (<b>CL</b>), add \$270.</li> <li>• Available as Panel Built to Floor, see 1501-01BTF.</li> </ul> <p><b>Legs standard as Round or Square.</b></p> <ul style="list-style-type: none"> <li>• Available as Plus (+) Legs, add \$80. Unavailable in Chrome/Nickel</li> <li>• Available with Sled Back Legs, add \$40. Powder Coat colors only.</li> </ul> <p><b>Legs standard in Powder Coat Sugar.</b></p> <ul style="list-style-type: none"> <li>• Available in six additional colors. See below.</li> <li>• Available in custom Powder Coat colors, contact factory.</li> <li>• Also available in Polished Chrome (<b>PC</b>), add \$80, and Brushed Chrome (<b>BC</b>), add \$48. Not applicable for Sled Back Legs.</li> </ul>				
GSA SIN 711-16			Cartoned Wt. (lbs.)	
			Cartoned Vol. (cu.ft.)	73

Assembli 1504-01	Accessories Bridge Table	<b>800</b>		OW 24
				OD 24
				OH 1.5
<p><b>Table standard in Maple Veneer.</b></p> <ul style="list-style-type: none"> <li>• Maple Veneer available in all MB Standard Finishes</li> <li>• Available in Rift Cut Oak and Walnut Veneer. Upcharges apply.</li> <li>• Available in Solid Surface Glacier White.</li> <li>• Also available in other Solid Surface colors. Contact factory.</li> </ul>				



GSA SIN 711-16

Style	Flat Price		Dimensions
Style	Price		
<b>Assembli</b>	<b>Accessories</b>	<b>926</b>	
1504-02	Bridge Table		OW 31
	Quarter Circle	<b>Table standard in Maple Veneer.</b>	OD 31
		<ul style="list-style-type: none"> <li>• Maple Veneer available in all MB Standard Finishes</li> <li>• Available in Rift Cut Oak and Walnut Veneer. Upcharges apply.</li> <li>• Available in Solid Surface Glacier White.</li> </ul>	OH 1
		Also available in other Solid Surface colors. Contact factory.	



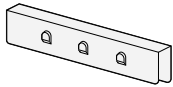
GSA SIN 711-16

<b>Assembli</b>	<b>Accessories</b>	<b>117</b>	
1504-80	Single Hanger		OW 4
		<b>Table standard in Powder Coat Sugar.</b>	OD 3
		<ul style="list-style-type: none"> <li>• Available in six additional Powder Coat Colors, see below.</li> <li>• Available in Custom Powder Coat colors, contact factory.</li> </ul>	OH 5



GSA SIN 711-16

<b>Assembli</b>	<b>Accessories</b>	<b>235</b>	
1504-81	Hanger Rack		OW 24
	Three Hangers	<b>Table standard in Powder Coat Sugar.</b>	OD 3
		<ul style="list-style-type: none"> <li>• Available in six additional Powder Coat Colors, see below.</li> <li>• Available in Custom Powder Coat colors, contact factory.</li> </ul>	OH 5



GSA SIN 711-16

Style	Flat Price	Dimensions
Style	Price	
<b>Assembli</b>	<b>Accessories</b>	<b>164</b>
1504-82	Box	OW 6
	Pen Holder	OD 5.5
		OH 6
	<b>Table standard in Powder Coat Sugar.</b>	
	<ul style="list-style-type: none"> <li>• Available in six additional Powder Coat Colors, see below.</li> <li>• Available in Custom Powder Coat colors, contact factory.</li> </ul>	



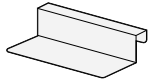
GSA SIN 711-16

<b>Assembli</b>	<b>Accessories</b>	<b>193</b>	OW 6
1504-83	Pen Holder		OD 5.5
	Hanger		OH 9
	<b>Table standard in Powder Coat Sugar.</b>		
	<ul style="list-style-type: none"> <li>• Available in six additional Powder Coat Colors, see below.</li> <li>• Available in Custom Powder Coat colors, contact factory.</li> </ul>		



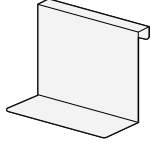
GSA SIN 711-16

<b>Assembli</b>	<b>Accessories</b>	<b>447</b>	OW 24
1504-90	Mid-Back		OD 14.5
	Touchdown Shelf		OH 5.5
	<b>Table standard in Powder Coat Sugar.</b>		
	<ul style="list-style-type: none"> <li>• Available in six additional Powder Coat Colors, see below.</li> <li>• Available in Custom Powder Coat colors, contact factory.</li> <li>• Available with Wood Overlay, add \$107 Maple Veneer available in MB Standard Finishes.</li> <li>• Also available in Rift Cut Oak and Walnut Veneer. Upcharges apply.</li> <li>• Available with Solid Surface Overlay, add \$155. Also available in other Solid Surface colors, contact factory.</li> </ul>		



GSA SIN 711-16

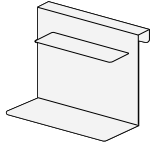
Style	Flat Price		
Style	Price		
<b>Assembli</b>	<b>Accessories</b>	<b>614</b>	
1504-91	High-Back Touchdown Shelf		OW 24 OD 14.5 OH 19.5



- Table standard in Powder Coat Sugar.**
- Available in six additional Powder Coat Colors, see below.
  - Available in Custom Powder Coat colors, contact factory.
  - Available with Wood Overlay, add \$85  
Maple Veneer available in MB Standard Finishes.  
Also available in Rift Cut Oak and Walnut Veneer. Upcharges apply.
  - Available with Solid Surface Overlay, add \$155.  
Also available in other Solid Surface colors, contact factory.

GSA SIN 711-16

<b>Assembli</b>	<b>Accessories</b>	<b>708</b>	
1504-92	High-Back Shelves		OW 24 OD 14.5 OH 19.5



- Table standard in Powder Coat Sugar.**
- Available in six additional Powder Coat Colors, see below.
  - Available in Custom Powder Coat colors, contact factory.
  - Available with Wood Overlay, add \$105  
Maple Veneer available in MB Standard Finishes.  
Also available in Rift Cut Oak and Walnut Veneer.
  - Available with Solid Surface Overlay, add \$205.  
Also available in other Solid Surface colors, contact factory.

GSA SIN 711-16

<b>Assembli</b>	<b>Tables</b>	<b>931</b>	
1504-03	Bridge Table Inside Wedge		OW 24 OD 24 OH 1



- Table standard in Maple Veneer.**
- Maple Veneer available in all MB Standard Finishes
  - Available in Rift Cut Oak and Walnut Veneer. Upcharges apply.
  - Available in Solid Surface Glacier White.  
Also available in other Solid Surface colors. Contact factory.

GSA SIN 711-16

Style	Flat Price		
Style	Price		
<b>Assembli</b>	<b>Tables</b>	<b>826</b>	
1504-12RO	Metal Top		OW 12
	Shelf	<b>Table Top, Frame, and Base standard in Powder Coat Sugar.</b>	OD 13.5
	Open	<ul style="list-style-type: none"> <li>• Available in six additional Powder Coat colors. See below for more options.</li> <li>• Available in custom Powder Coat colors.</li> </ul>	OH 27.5
		<b>Available with Table Top Platform.</b>	
		<ul style="list-style-type: none"> <li>• Top Available with extra .5" Maple Veneer Platform, upcharges apply.</li> <li>• Platform also available in Rift Cut Oak and Walnut Veneer, upcharges apply.</li> </ul>	



GSA SIN 711-16

<b>Assembli</b>	<b>Tables</b>	<b>962</b>	
1504-12RMO	Metal Top		OW 12
	Shelf	<b>Table Top, Frame, and Base standard in Powder Coat Sugar.</b>	OD 13.5
		<ul style="list-style-type: none"> <li>• Available in six additional Powder Coat colors. See below for more options.</li> <li>• Available in custom Powder Coat colors.</li> </ul>	OH 27.5
		<b>Available with Table Top Platform.</b>	
		<ul style="list-style-type: none"> <li>• Top Available with extra .5" Maple Veneer Platform, upcharges apply.</li> <li>• Platform also available in Rift Cut Oak and Walnut Veneer, upcharges apply.</li> </ul>	



GSA SIN 711-16

<b>Assembli</b>	<b>Tables</b>	<b>1029</b>	
1504-12RWO	Metal Top		OW 12
	Shelf	<b>Table Top and Base standard in Powder Coat Sugar.</b>	OD 13.5
	Wood	<ul style="list-style-type: none"> <li>• Available in six additional Powder Coat colors. See below for more options.</li> <li>• Available in custom Powder Coat colors.</li> </ul>	OH 27.5
		<b>Table Wood Back standard as Maple Veneer.</b>	
		<ul style="list-style-type: none"> <li>• Available in Rift Cut Oak Veneer Walnut Veneer. Upcharges apply.</li> </ul>	
		<b>Available with Table Top Platform.</b>	
		<ul style="list-style-type: none"> <li>• Top Available with extra .5" Maple Veneer Platform, upcharges apply.</li> <li>• Platform also available in Rift Cut Oak and Walnut Veneer, upcharges apply.</li> </ul>	



GSA SIN 711-16

ASSEMBLI OPTIONS

**Legs**

Round, Square, and Plus Legs  
with the option of Sled Back Legs

Powder Coat Colors

Standard in Carbon (CBN). Available in:  
 Bronze (BRZ) Lead (LD) Daffodil (DFD)  
 Silver (SIL) Poppy (PP) Sugar (SGR)  
 Custom - Contact factory

Available in:

Polished Chrome (PC), with upcharge.  
 Brushed Chrome (BC), with upcharge.

**Panels**

Standard as Upholstered.  
 Available in Laminate.  
 Available in Maple Veneer in MB Standard Finishes. Upcharges apply.  
 Available in Rift Cut Oak and Walnut Veneer. Upcharges apply.  
 Also available as Plain Channeled.

**Lumbar Panels**

Standard as Plain.  
 Available as Tufted.

Fabric

Submit sample COM for factory approval.  
 Camira Fabrics: Aquarius, Blazer, and Oxygen are preapproved fabrics.  
 Martin Bratrud Masquerade is also preapproved.