

Martin Bratrud Inc.

Style		COM COL		MB Leather Grade			Fabric Grades			MB Masquerade						Fabric Yardage	Sq. Ft. Leather	Dimensions	
		A	B	C	1	2	3	4	5	6	7	8	9						
7100-20CL	Round	773	850	1193	1252	1313	866	896	926	956	986	1016	1046	1076	1106	1.5	27	OW	20
	Pouf	<b>Multiple Upholstery</b>																OD	20
	Low	<b>Body</b>														1.5	27	OH	16
		<b>Lower Band</b>														.75	14		

*Fabric amounts determined by quantity*



**Fully Upholstered**

Cartoned Wt. (lbs.) 23  
Cartoned Vol. (cu.ft.) 5

Lido 7100-20CM	Round	784	862	1204	1263	1324	877	907	937	967	997	1027	1057	1087	1117	1.5	27	OW	20
	Pouf	<b>Multiple Upholstery</b>																OD	20
	Mid	<b>Body</b>														1.5	27	OH	19
		<b>Lower Band</b>														.75	14		

*Fabric amounts determined by quantity*



**Fully Upholstered**

Cartoned Wt. (lbs.) 23  
Cartoned Vol. (cu.ft.) 6

Lido 7100-24CL	Round	882	970	1372	1441	1512	991	1026	1061	1096	1131	1166	1201	1236	1271	1.75	32	OW	24
	Pouf	<b>Multiple Upholstery</b>																OD	24
	Low	<b>Body</b>														1.75	32	OH	16
		<b>Lower Band</b>														.75	14		

*Fabric amounts determined by quantity*



**Fully Upholstered**

Cartoned Wt. (lbs.) 25  
Cartoned Vol. (cu.ft.) 7

Lido 7100-24CLT	Round	1401	1541	1891	1960	2031	1510	1545	1580	1615	1650	1685	1720	1755	1790	1.75	32	OW	24
	Pouf	<b>Multiple Upholstery</b>																OD	24
	Low	<b>Body</b>														1.75	32	OH	16
	Top	<b>Lower Band</b>														.75	14		

*Fabric amounts determined by quantity*



**Upholstered with Hard Top Inset**

- Standard Inset: Ash Veneer
  - Premium Inset: Walnut Veneer, add \$40
- (Specify Martin Bratrud Wood Finish)
- Corian® Standard Inset: Glacier White, add \$120
  - Corian® Premium Inset: Concrete (CNT) or Carbon (CCT), add \$196

Cartoned Wt. (lbs.) 29  
Cartoned Vol. (cu.ft.) 7

Martin Bratrud Inc.

Style		COM COL		MB Leather Grade			Fabric Grades			MB Masquerade						Fabric Yardage	Sq. Ft. Leather	Dimensions	
		A	B	C	1	2	3	4	5	6	7	8	9						
Lido 7100-24CM	Round	893	982	1453	1532	1613	1017	1057	1097	1137	1177	1217	1257	1297	1337	2	36	OW	24
	Pouf	<b>Multiple Upholstery</b>																OD	24
	Mid	<b>Body</b>															2	36	OH
		<b>Lower Band</b>														.75	14		

**Fabric amounts determined by quantity**  
Fully Upholstered



Cartoned Wt. (lbs.) 25  
Cartoned Vol. (cu.ft.) 9

Lido 7100-24CMT	Round	1412	1553	1972	2051	2132	1536	1576	1616	1656	1696	1736	1776	1816	1856	2	36	OW	24
	Pouf	<b>Multiple Upholstery</b>																OD	24
	Mid	<b>Body</b>															2	36	OH
	Top	<b>Lower Band</b>														.75	14		

**Fabric amounts determined by quantity**  
Upholstered with Hard Top Inset

- Standard Inset: Ash Veneer
  - Premium Inset: Walnut Veneer, add \$40
- (Specify Martin Bratrud Wood Finish)
- Corian® Standard Inset: Glacier White, add \$120
  - Corian® Premium Inset: Concrete (CNT) or Carbon (CCT), add \$196

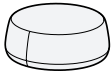


Cartoned Wt. (lbs.) 29  
Cartoned Vol. (cu.ft.) 9

Lido 7100-42CL	Round	1530	1683	2720	2888	3060	1794	1879	1964	2049	2134	2219	2304	2389	2474	4.25	77	OW	42
	Pouf	<b>Multiple Upholstery</b>																OD	42
	Round	<b>Body</b>															4	72	OH
	Low	<b>Lower Band qty</b>														1	18		

**Fabric amounts determined by quantity**

Fully Upholstered

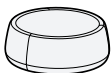


Cartoned Wt. (lbs.) 65  
Cartoned Vol. (cu.ft.) 21

Lido 7100-42CLT	Round	2650	2915	3560	3688	3820	2852	2917	2982	3047	3112	3177	3242	3307	3372	3.25	59	OW	42
	Pouf	<b>Multiple Upholstery</b>																OD	42
	Low	<b>Body</b>															3	54	OH
	Top	<b>Lower Band</b>														1	18		

**Fabric amounts determined by quantity**  
Upholstered with Hard Top Inset

- Standard Inset: Ash Veneer
  - Premium Inset: Walnut Veneer, add \$80
- (Specify Martin Bratrud Wood Finish)
- Corian® Standard Inset: Glacier White, add \$148
  - Corian® Premium Inset: Concrete (CNT) or Carbon (CCT), add \$290

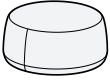


Cartoned Wt. (lbs.) 69  
Cartoned Vol. (cu.ft.) 21

Martin Bratrud Inc.

Style		COM COL		MB Leather Grade			Fabric Grades			MB Masquerade						Fabric Yardage	Sq. Ft. Leather	Dimensions	
		A	B	C	1	2	3	4	5	6	7	8	9	OH	OD				
<b>Lido</b> 7100-42CM	<b>Round</b> Pouf Mid	1541	1695	2801	2979	3161	1820	1910	2000	2090	2180	2270	2360	2450	2540	4.5	81	OW	42
		<b>Multiple Upholstery</b>																OD	42
		<b>Body</b>														<b>4.25</b>	<b>77</b>	OH	19
		<b>Lower Band</b>														<b>1</b>	<b>18</b>		

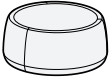
*Fabric amounts determined by quantity*  
Fully Upholstered



Cartoned Wt. (lbs.) 65  
Cartoned Vol. (cu.ft.) 21

<b>Lido</b> 7100-42CMT	<b>Round</b> Pouf Mid Top	2567	2824	3547	3685	3827	2784	2854	2924	2994	3064	3134	3204	3274	3344	3.5	63	OW	42
		<b>Multiple Upholstery</b>																OD	42
		<b>Body</b>														<b>3.25</b>	<b>59</b>	OH	19
		<b>Lower Band</b>														<b>1</b>	<b>18</b>		

*Fabric amounts determined by quantity*  
Upholstered with Hard Top Inset

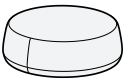


- Standard Inset: Ash Veneer
  - Premium Inset: Walnut Veneer, add \$80
- (Specify Martin Bratrud Wood Finish)
- Corian® Standard Inset: Glacier White, add \$148
  - Corian® Premium Inset: Concrete (CNT) or Carbon (CCT), add \$290

Cartoned Wt. (lbs.) 69  
Cartoned Vol. (cu.ft.) 24

<b>Lido</b> 7100-48CL	<b>Round</b> Pouf Low	1953	2148	3143	3311	3483	2217	2302	2387	2472	2557	2642	2727	2812	2897	4.25	77	OW	48
		<b>Multiple Upholstery</b>																OD	48
		<b>Body</b>														<b>4</b>	<b>72</b>	OH	16
		<b>Lower Band</b>														<b>1.25</b>	<b>23</b>		

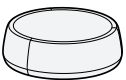
*Fabric amounts determined by quantity*  
Fully Upholstered



Cartoned Wt. (lbs.) 79  
Cartoned Vol. (cu.ft.) 26

<b>Lido</b> 7100-48CLT	<b>Round</b> Pouf Low Top	2650	2915	3700	3848	4000	2883	2958	3033	3108	3183	3258	3333	3408	3483	3.75	68	OW	48
		<b>Multiple Upholstery</b>																OD	48
		<b>Body</b>														<b>3.5</b>	<b>63</b>	OH	16
		<b>Lower Band</b>														<b>1.25</b>	<b>23</b>		

*Fabric amounts determined by quantity*  
Upholstered with Hard Top Inset



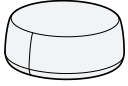
- Standard Inset: Ash Veneer
  - Premium Inset: Walnut Veneer, add \$98
- (Specify Martin Bratrud Wood Finish)
- Corian® Standard Inset: Glacier White, add \$198
  - Corian® Premium Inset: Concrete (CNT) or Carbon (CCT), add \$340

Cartoned Wt. (lbs.) 85  
Cartoned Vol. (cu.ft.) 26

Martin Bratrud Inc.

Style		COM	COL	MB Leather Grade			Fabric Grades					MB Masquerade				Fabric Yardage	Sq. Ft. Leather	Dimensions		
				A	B	C	1	2	3	4	5							6	7	8
<b>Lido</b>	<b>Round</b>	<b>1963</b>	<b>2159</b>	<b>3293</b>	<b>3481</b>	<b>3673</b>	<b>2258</b>	<b>2353</b>	<b>2448</b>	<b>2543</b>	<b>2638</b>	<b>2733</b>	<b>2828</b>	<b>2923</b>	<b>3018</b>	4.75	86	OW	48	
7100-48CM	Pouf	<b>Multiple Upholstery</b>																	OD	48
	Mid	<b>Body</b>														<b>4.5</b>	<b>81</b>	OH	19	
		<b>Lower Band</b>														<b>1.25</b>	<b>23</b>			

*Fabric amounts determined by quantity*  
Fully Upholstered



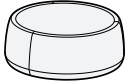
Cartoned Wt. (lbs.) 79  
Cartoned Vol. (cu.ft.) 31

<b>Lido</b>	<b>Round</b>	<b>3105</b>	<b>3416</b>	<b>4295</b>	<b>4463</b>	<b>4635</b>	<b>3369</b>	<b>3454</b>	<b>3539</b>	<b>3624</b>	<b>3709</b>	<b>3794</b>	<b>3879</b>	<b>3964</b>	<b>4049</b>	4.25	77	OW	48	
7100-48CMT	Pouf	<b>Multiple Upholstery</b>																	OD	48
	Mid	<b>Body</b>														<b>4</b>	<b>72</b>	OH	19	
	Top	<b>Lower Band</b>														<b>1.25</b>	<b>23</b>			

*Fabric amounts determined by quantity*

**Upholstered with Hard Top Inset**

- Standard Inset: Ash Veneer
  - Premium Inset: Walnut Veneer, add \$98
- (Specify Martin Bratrud Wood Finish)
- Corian® Standard Inset: Glacier White, add \$198
  - Corian® Premium Inset: Concrete (CNT) or Carbon (CCT), add \$340



Cartoned Wt. (lbs.) 85  
Cartoned Vol. (cu.ft.) 31

<b>Lido</b>	<b>Squircle</b>	<b>773</b>	<b>850</b>	<b>1333</b>	<b>1412</b>	<b>1493</b>	<b>897</b>	<b>937</b>	<b>977</b>	<b>1017</b>	<b>1057</b>	<b>1097</b>	<b>1137</b>	<b>1177</b>	<b>1217</b>	2	36	OW	20	
7100-20SL	Pouf	<b>Multiple Upholstery</b>																	OD	20
	Low	<b>Body</b>														<b>2</b>	<b>36</b>	OH	16	
		<b>Lower Band</b>														<b>.75</b>	<b>14</b>			

*Fabric amounts determined by quantity*  
Fully Upholstered



Cartoned Wt. (lbs.) 23  
Cartoned Vol. (cu.ft.) 5

<b>Lido</b>	<b>Squircle</b>	<b>784</b>	<b>862</b>	<b>1344</b>	<b>1423</b>	<b>1504</b>	<b>908</b>	<b>948</b>	<b>988</b>	<b>1028</b>	<b>1068</b>	<b>1108</b>	<b>1148</b>	<b>1188</b>	<b>1228</b>	2	36	OW	20	
7100-20SM	Pouf	<b>Multiple Upholstery</b>																	OD	20
	Mid	<b>Body</b>														<b>2</b>	<b>36</b>	OH	19	
		<b>Lower Band</b>														<b>.75</b>	<b>14</b>			

*Fabric amounts determined by quantity*  
Fully Upholstered



Cartoned Wt. (lbs.) 23  
Cartoned Vol. (cu.ft.) 6

Martin Bratrud Inc.

Style	COM	COL	MB Leather Grade			Fabric Grades									Fabric Yardage	Sq. Ft. Leather	Dimensions		
			A	B	C	1	2	3	4	5	6	7	8	9					
<b>Lido</b> 7100-24SL	<b>Squircle</b>	<b>882</b>	<b>970</b>	<b>1512</b>	<b>1601</b>	<b>1692</b>	<b>1022</b>	<b>1067</b>	<b>1112</b>	<b>1157</b>	<b>1202</b>	<b>1247</b>	<b>1292</b>	<b>1337</b>	<b>1382</b>	2.25	41	OW	24
	Pouf	<b>Multiple Upholstery</b>																OD	24
	Low	<b>Body</b>														<b>2.25</b>	<b>41</b>	OH	16
		<b>Lower Band</b>														<b>.75</b>	<b>14</b>		

*Fabric amounts determined by quantity*  
Fully Upholstered



Cartoned Wt. (lbs.) 25  
Cartoned Vol. (cu.ft.) 7

<b>Lido</b> 7100-24SLT	<b>Squircle</b>	<b>1401</b>	<b>1541</b>	<b>1961</b>	<b>2040</b>	<b>2121</b>	<b>1525</b>	<b>1565</b>	<b>1605</b>	<b>1645</b>	<b>1685</b>	<b>1725</b>	<b>1765</b>	<b>1805</b>	<b>1845</b>	2	36	OW	24
	Pouf	<b>Multiple Upholstery</b>																OD	24
	Low	<b>Body</b>														<b>2.25</b>	<b>41</b>	OH	16
	Top	<b>Lower Band</b>														<b>.75</b>	<b>14</b>		

*Fabric amounts determined by quantity*  
Upholstered with Hard Top Inset

- Standard Inset: Ash Veneer
  - Premium Inset: Walnut Veneer, add \$40
- (Specify Martin Bratrud Wood Finish)
- Corian® Standard Inset: Glacier White, add \$120
  - Corian® Premium Inset: Concrete (CNT) or Carbon (CCT), add \$196



Cartoned Wt. (lbs.) 29  
Cartoned Vol. (cu.ft.) 7

<b>Lido</b> 7100-24SM	<b>Squircle</b>	<b>893</b>	<b>982</b>	<b>1663</b>	<b>1772</b>	<b>1883</b>	<b>1064</b>	<b>1119</b>	<b>1174</b>	<b>1229</b>	<b>1284</b>	<b>1339</b>	<b>1394</b>	<b>1449</b>	<b>1504</b>	2.75	50	OW	24
	Pouf	<b>Multiple Upholstery</b>																OD	24
	Mid	<b>Body</b>														<b>2.5</b>	<b>45</b>	OH	19
		<b>Lower Band</b>														<b>.75</b>	<b>14</b>		

*Fabric amounts determined by quantity*  
Fully Upholstered



Cartoned Wt. (lbs.) 25  
Cartoned Vol. (cu.ft.) 9

<b>Lido</b> 7100-24SMT	<b>Squircle</b>	<b>1412</b>	<b>1553</b>	<b>1972</b>	<b>2051</b>	<b>2132</b>	<b>1536</b>	<b>1576</b>	<b>1616</b>	<b>1656</b>	<b>1696</b>	<b>1736</b>	<b>1776</b>	<b>1816</b>	<b>1856</b>	2	36	OW	24
	Pouf	<b>Multiple Upholstery</b>																OD	24
	Mid	<b>Body</b>														<b>2.5</b>	<b>45</b>	OH	19
		<b>Lower Band</b>														<b>.75</b>	<b>14</b>		

*Fabric amounts determined by quantity*  
Upholstered with Hard Top Inset

- Standard Inset: Ash Veneer
  - Premium Inset: Walnut Veneer, add \$40
- (Specify Martin Bratrud Wood Finish)
- Corian® Standard Inset: Glacier White, add \$120
  - Corian® Premium Inset: Concrete (CNT) or Carbon (CCT), add \$196

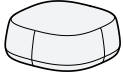


Cartoned Wt. (lbs.) 29  
Cartoned Vol. (cu.ft.) 9

Martin Bratrud Inc.

Style	COM	COL	MB Leather Grade			Fabric Grades									Fabric Yardage	Sq. Ft. Leather	Dimensions		
			A	B	C	1	2	3	4	5	6	7	8	9					
<b>Lido</b> 7100-42SL	<b>Squircle</b>	<b>1530</b>	<b>1683</b>	<b>2720</b>	<b>2888</b>	<b>3060</b>	<b>1794</b>	<b>1879</b>	<b>1964</b>	<b>2049</b>	<b>2134</b>	<b>2219</b>	<b>2304</b>	<b>2389</b>	<b>2474</b>	4.25	77	OW	42
	Pouf	<b>Multiple Upholstery</b>																OD	42
	Low	<b>Body</b>														<b>4</b>	<b>72</b>	OH	16
		<b>Lower Band</b>														<b>1</b>	<b>18</b>		

*Fabric amounts determined by quantity*  
Fully Upholstered

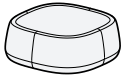


Cartoned Wt. (lbs.) 65  
Cartoned Vol. (cu.ft.) 21

<b>Lido</b> 7100-42SLT	<b>Squircle</b>	<b>2650</b>	<b>2915</b>	<b>3630</b>	<b>3768</b>	<b>3910</b>	<b>2867</b>	<b>2937</b>	<b>3007</b>	<b>3077</b>	<b>3147</b>	<b>3217</b>	<b>3287</b>	<b>3357</b>	<b>3427</b>	3.5	63	OW	42
	Pouf	<b>Multiple Upholstery</b>																OD	42
	Low	<b>Body</b>														<b>3</b>	<b>54</b>	OH	16
	Top	<b>Lower Band</b>														<b>1</b>	<b>18</b>		

*Fabric amounts determined by quantity*  
Upholstered with Hard Top Inset

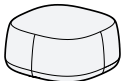
- Standard Inset: Ash Veneer
  - Premium Inset: Walnut Veneer, add \$80
- (Specify Martin Bratrud Wood Finish)
- Corian® Standard Inset: Glacier White, add \$148
  - Corian® Premium Inset: Concrete (CNT) or Carbon (CCT), add \$290



Cartoned Wt. (lbs.) 69  
Cartoned Vol. (cu.ft.) 21

<b>Lido</b> 7100-42SM	<b>Squircle</b>	<b>1541</b>	<b>1695</b>	<b>2871</b>	<b>3059</b>	<b>3251</b>	<b>1836</b>	<b>1931</b>	<b>2026</b>	<b>2121</b>	<b>2216</b>	<b>2311</b>	<b>2406</b>	<b>2501</b>	<b>2596</b>	4.75	86	OW	42
	Pouf	<b>Multiple Upholstery</b>																OD	42
	Mid	<b>Body</b>														<b>4.25</b>	<b>77</b>	OH	19
		<b>Lower Band</b>														<b>1</b>	<b>18</b>		

*Fabric amounts determined by quantity*  
Fully Upholstered

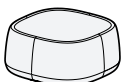


Cartoned Wt. (lbs.) 65  
Cartoned Vol. (cu.ft.) 24

<b>Lido</b> 7100-42SMT	<b>Squircle</b>	<b>2567</b>	<b>2824</b>	<b>3617</b>	<b>3765</b>	<b>3917</b>	<b>2800</b>	<b>2875</b>	<b>2950</b>	<b>3025</b>	<b>3100</b>	<b>3175</b>	<b>3250</b>	<b>3325</b>	<b>3400</b>	3.75	68	OW	42
	Pouf	<b>Multiple Upholstery</b>																OD	42
	Mid	<b>Body</b>														<b>3.25</b>	<b>59</b>	OH	19
		<b>Lower Band</b>														<b>1</b>	<b>18</b>		

*Fabric amounts determined by quantity*  
Upholstered with Hard Top Inset

- Standard Inset: Ash Veneer
  - Premium Inset: Walnut Veneer, add \$80
- (Specify Martin Bratrud Wood Finish)
- Corian® Standard Inset: Glacier White, add \$148
  - Corian® Premium Inset: Concrete (CNT) or Carbon (CCT), add \$290

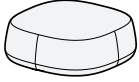


Cartoned Wt. (lbs.) 69  
Cartoned Vol. (cu.ft.) 24

Martin Bratrud Inc.

Style	COM	COL	MB Leather Grade			Fabric Grades									Fabric Yardage	Sq. Ft. Leather	Dimensions		
			A	B	C	1	2	3	4	5	6	7	8	9					
<b>Lido</b> 7100-48SL	<b>Squirrel</b>	<b>1953</b>	<b>2148</b>	<b>3143</b>	<b>3311</b>	<b>3483</b>	<b>2217</b>	<b>2302</b>	<b>2387</b>	<b>2472</b>	<b>2557</b>	<b>2642</b>	<b>2727</b>	<b>2812</b>	<b>2897</b>	4.25	77	OW	48
	Pouf	<b>Multiple Upholstery</b>																OD	48
	Low	<b>Body</b>														<b>4</b>	<b>72</b>	OH	16
		<b>Lower Band</b>														<b>1</b>	<b>18</b>		

*Fabric amounts determined by quantity*  
Fully Upholstered

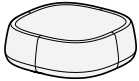


Cartoned Wt. (lbs.) 79  
Cartoned Vol. (cu.ft.) 26

<b>Lido</b> 7100-48SLT	<b>Squirrel</b>	<b>2650</b>	<b>2915</b>	<b>3630</b>	<b>3768</b>	<b>3910</b>	<b>2867</b>	<b>2937</b>	<b>3007</b>	<b>3077</b>	<b>3147</b>	<b>3217</b>	<b>3287</b>	<b>3357</b>	<b>3427</b>	3.5	63	OW	48
	Pouf	<b>Multiple Upholstery</b>																OD	48
	Low	<b>Body</b>														<b>3.5</b>	<b>63</b>	OH	16
	Top	<b>Lower Band</b>														<b>1.25</b>	<b>23</b>		

*Fabric amounts determined by quantity*  
Upholstered with Hard Top Inset

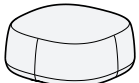
- Standard Inset: Ash Veneer
  - Premium Inset: Walnut Veneer, add \$98
- (Specify Martin Bratrud Wood Finish)
- Corian® Standard Inset: Glacier White, add \$198
  - Corian® Premium Inset: Concrete (CNT) or Carbon (CCT), add \$340



Cartoned Wt. (lbs.) 85  
Cartoned Vol. (cu.ft.) 26

<b>Lido</b> 7100-48SM	<b>Squirrel</b>	<b>1963</b>	<b>2159</b>	<b>3293</b>	<b>3481</b>	<b>3673</b>	<b>2258</b>	<b>2353</b>	<b>2448</b>	<b>2543</b>	<b>2638</b>	<b>2733</b>	<b>2828</b>	<b>2923</b>	<b>3018</b>	4.75	86	OW	48
	Pouf	<b>Multiple Upholstery</b>																OD	48
	Mid	<b>Body</b>														<b>4.5</b>	<b>81</b>	OH	19
		<b>Lower Band</b>														<b>1.25</b>	<b>23</b>		

*Fabric amounts determined by quantity*  
Fully Upholstered

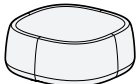


Cartoned Wt. (lbs.) 79  
Cartoned Vol. (cu.ft.) 31

<b>Lido</b> 7100-48SMT	<b>Squirrel</b>	<b>3105</b>	<b>3416</b>	<b>4225</b>	<b>4383</b>	<b>4545</b>	<b>3353</b>	<b>3433</b>	<b>3513</b>	<b>3593</b>	<b>3673</b>	<b>3753</b>	<b>3833</b>	<b>3913</b>	<b>3993</b>	4	72	OW	48
	Pouf	<b>Multiple Upholstery</b>																OD	48
	Mid	<b>Body</b>														<b>4</b>	<b>72</b>	OH	19
	Top	<b>Lower Band</b>														<b>1.25</b>	<b>23</b>		

*Fabric amounts determined by quantity*  
Upholstered with Hard Top Inset

- Standard Inset: Ash Veneer
  - Premium Inset: Walnut Veneer, add \$98
- (Specify Martin Bratrud Wood Finish)
- Corian® Standard Inset: Glacier White, add \$198
  - Corian® Premium Inset: Concrete (CNT) or Carbon (CCT), add \$340



Cartoned Wt. (lbs.) 85  
Cartoned Vol. (cu.ft.) 31

Martin Bratrud Inc.

Style		COM	COL	MB Leather Grade			Fabric Grades			MB Masquerade						Fabric Yardage	Sq. Ft. Leather	Dimensions	
				A	B	C	1	2	3	4	5	6	7	8	9				
Lido 7100-36RTL	Pill	1148	1263	1918	2027	2138	1319	1374	1429	1484	1539	1594	1649	1704	1759	2.75	50	OW	36
	Pouf	<b>Multiple Upholstery</b>																OD	20
	Low	<b>Body</b>														2.5	45	OH	16
		<b>Lower Band</b>														1	18		

*Fabric amounts determined by quantity*  
Fully Upholstered



Cartoned Wt. (lbs.) 35  
Cartoned Vol. (cu.ft.) 9

Lido 7100-36RTL	Pill	1626	1789	2326	2425	2526	1781	1831	1881	1931	1981	2031	2081	2131	2181	2.5	45	OW	36
	Pouf	<b>Multiple Upholstery</b>																OD	20
	Low	<b>Body</b>														2.25	41	OH	16
	Top	<b>Lower Band</b>														1	18		

*Fabric amounts determined by quantity*

**Upholstered with Hard Top Inset**

- Standard Inset: Ash Veneer
  - Premium Inset: Walnut Veneer, add \$68
- (Specify Martin Bratrud Wood Finish)
- Corian® Standard Inset: Glacier White, add \$160
  - Corian® Premium Inset: Concrete (CNT) or Carbon (CCT), add \$290



Cartoned Wt. (lbs.) 40  
Cartoned Vol. (cu.ft.) 9

Lido 7100-36RTM	Pill	1158	1274	2068	2196	2328	1360	1425	1490	1555	1620	1685	1750	1815	1880	3.25	59	OW	36
	Pouf	<b>Multiple Upholstery</b>																OD	20
	Mid	<b>Body</b>														3	54	OH	19
		<b>Lower Band</b>														1	18		

*Fabric amounts determined by quantity*

Fully Upholstered



Cartoned Wt. (lbs.) 35  
Cartoned Vol. (cu.ft.) 9

Lido 7100-36RTMT	Pill	1636	1800	2336	2435	2536	1791	1841	1891	1941	1991	2041	2091	2141	2191	2.5	45	OW	36
	Pouf	<b>Multiple Upholstery</b>																OD	20
	Mid	<b>Body</b>														2.75	50	OH	19
	Top	<b>Lower Band</b>														1	18		

*Fabric amounts determined by quantity*

**Upholstered with Hard Top Inset**

- Standard Inset: Ash Veneer
  - Premium Inset: Walnut Veneer, add \$68
- (Specify Martin Bratrud Wood Finish)
- Corian® Standard Inset: Glacier White, add \$160
  - Corian® Premium Inset: Concrete (CNT) or Carbon (CCT), add \$290



Cartoned Wt. (lbs.) 40  
Cartoned Vol. (cu.ft.) 9

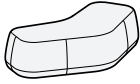




Martin Bratrud Inc.

Style	COM	COL	MB Leather Grade			Fabric Grades									Fabric Yardage	Sq. Ft. Leather	Dimensions		
			A	B	C	1	2	3	4	5	6	7	8	9					
<b>Lido</b> 7100-64EL	<b>Elbow</b> Pouf Low	<b>1901</b>	<b>2091</b>	<b>3231</b>	<b>3419</b>	<b>3611</b>	<b>2196</b>	<b>2291</b>	<b>2386</b>	<b>2481</b>	<b>2576</b>	<b>2671</b>	<b>2766</b>	<b>2861</b>	<b>2956</b>	4.75	86	OW	64
		<b>Multiple Upholstery</b>																OD	23.5
		<b>Body</b>														<b>4.25</b>	<b>77</b>	OH	16
		<b>Lower Band</b>														<b>1.25</b>	<b>23</b>		

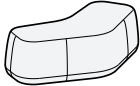
*Fabric amounts determined by quantity*  
Fully Upholstered



Cartoned Wt. (lbs.) 59  
Cartoned Vol. (cu.ft.) 19

<b>Lido</b> 7100-64EM	<b>Elbow</b> Pouf Mid	<b>1968</b>	<b>2165</b>	<b>3437</b>	<b>3645</b>	<b>3858</b>	<b>2294</b>	<b>2399</b>	<b>2504</b>	<b>2609</b>	<b>2714</b>	<b>2819</b>	<b>2924</b>	<b>3029</b>	<b>3134</b>	5.25	95	OW	64
		<b>Multiple Upholstery</b>																OD	23.5
		<b>Body</b>														<b>4.25</b>	<b>77</b>	OH	19
		<b>Lower Band</b>														<b>1.25</b>	<b>23</b>		

*Fabric amounts determined by quantity*  
Fully Upholstered



Cartoned Wt. (lbs.) 59  
Cartoned Vol. (cu.ft.) 23

**Lido Details**

Styles are fully upholstered or upholstered plus hard top.

**Inset Top**

Standard Veneer: Ash

Premium Veneer: Walnut

[View Ash Wood Standard Finishes](#)

[View Walnut Wood Standard Finishes](#)

Custom Wood Finish produced upon receipt of a customer's approved sample match and fee of \$150 Net for each unique finish per order.

Corian® Standard: Glacier White (**GW**)

Corian® Premium: Concrete (**CNT**) or Carbon (**CCT**)

Solid Surface Options, contact factory.

**Base**

Recessed Base .75" H either in wood painted black or Teflon Coated High Density Glides