

REVEAL

Martin
/ Bratrud

Pricelist

Effective 01/07/2025

DESIGNED BY BRIAN GRAHAM

With crisp lines to neatly define open plan spaces, Reveal offers an architectural approach to lounge seating and banquettes. Newly refreshed for 2024, Reveal's namesake gap reveal between seat and back has been extended across the range. Clear access to surfaces between seats and backs creates a visually distinctive pattern while also making Reveal an optimal choice for healthcare settings. Lounge seating is available in three back heights to accommodate different levels of privacy. Dining-height banquettes are available in two back heights. Two pull up table shapes and a pedestal coffee table complete the range.



LOW BACK	2
MID BACK	6
HIGH BACK	13
BANQUETTES	20
BENCHES	24
TABLES	26
MATERIALS & FINISHES	31



985-29

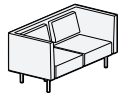
Low Back, Chair, Arms

Single Upholstery		yds	sqft
		6.5	117
Multiple Upholstery	Body, Seat Cushion	5.75	104
	Lumbar Cushion	1	18

Outer Width	36.5"
Outer Depth	31"
Outer Height	32"
Seat Height	17.5"
Seat Depth	21.5"
Arm Height	32"
Width between Arms	29.5"
Carton Weight	135 lbs
Carton Volume	28 cu ft

COM	COL	MB LEATHER		GRADE-IN FABRICS								
		A	B	1	2	3	4	5	6	7	8	9
3698	4068	5570	6038	4114	4244	4374	4504	4634	4764	4894	5024	5154

METAL BASE Standard in Powder Coat GSA SIN 33721
 ✓ SCS Certified Indoor Advantage Gold
 See [Materials & Finishes](#) on page 31



985-66

Low Back, Sofa, 2 Single Seats, Arms

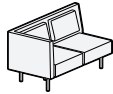
Single Upholstery		yds	sqft
		9	162
Multiple Upholstery	Body, Seat Cushion	8.25	149
	Lumbar Cushion	1.75	32

Outer Width	64.5"
Outer Depth	31"
Outer Height	32"
Seat Height	17.5"
Seat Depth	21.5"
Arm Height	32"
Width between Arms	57.5"
Carton Weight	275 lbs
Carton Volume	52 cu ft

COM	COL	MB LEATHER		GRADE-IN FABRICS								
		A	B	1	2	3	4	5	6	7	8	9
5757	6333	8349	8997	6333	6513	6693	6873	7053	7233	7413	7593	7773

METAL BASE Standard in Powder Coat GSA SIN 33721
 ✓ SCS Certified Indoor Advantage Gold
 See [Materials & Finishes](#) on page 31

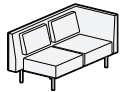
Low Back, Sofa, 2 Single Seats, Arm



985-64LAF

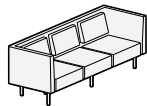
Single Upholstery		yds	sqft
		7.5	135
Multiple Upholstery	Body, Seat Cushion	7	126
	Lumbar Cushion	1.75	32

Outer Width	64.5"
Outer Depth	31"
Outer Height	32"
Seat Height	17.5"
Seat Depth	21.5"
Arm Height	32"
Carton Weight	260 lbs
Carton Volume	52 cu ft



985-64RAF

Low Back, Sofa, 3 Single Seats, Arms



985-93

Single Upholstery		yds	sqft
		11.5	207
Multiple Upholstery	Body, Seat Cushion	10.25	185
	Lumbar Cushion	2.5	45

Outer Width	92.5"
Outer Depth	31"
Outer Height	32"
Seat Height	17.5"
Seat Depth	21.5"
Arm Height	32"
Width between Arms	85.5"
Carton Weight	355 lbs
Carton Volume	73 cu ft

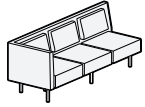
COM	COL	MB LEATHER		GRADE-IN FABRICS								
		A	B	1	2	3	4	5	6	7	8	9
5382	5920	7542	8082	5862	6012	6162	6312	6462	6612	6762	6912	7062

METAL BASE Standard in Powder Coat GSA SIN 33721
 ✓ SCS Certified Indoor Advantage Gold
 See [Materials & Finishes](#) on page 31

COM	COL	MB LEATHER		GRADE-IN FABRICS								
		A	B	1	2	3	4	5	6	7	8	9
7496	8246	10808	11636	8232	8462	8692	8922	9152	9382	9612	9842	10072

METAL BASE Standard in Powder Coat GSA SIN 33721
 ✓ SCS Certified Indoor Advantage Gold
 See [Materials & Finishes](#) on page 31

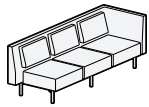
Low Back, Sofa, 3 Single Seats, Arm



985-91LAF

Single Upholstery		yds	sqft
		10	180
Multiple Upholstery	Body, Seat Cushion	9	162
	Lumbar Cushion	2.5	45

Outer Width	92.5"
Outer Depth	31"
Outer Height	32"
Seat Height	17.5"
Seat Depth	21.5"
Arm Height	32"
Carton Weight	340 lbs
Carton Volume	73 cu ft



985-91RAF

COM	COL	MB LEATHER		GRADE-IN FABRICS								
		A	B	1	2	3	4	5	6	7	8	9
7070	7777	9950	10670	7710	7910	8110	8310	8510	8710	8910	9110	9310

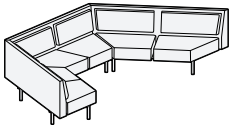
METAL BASE Standard in Powder Coat

GSA SIN 33721

✓ SCS Certified Indoor Advantage Gold

See [Materials & Finishes](#) on page 31

Low Back, Sofa, Angled, 6 Single Seats, Armless



985-165A

Single Upholstery		yds	sqft
		33	594
Multiple Upholstery	Body, Seat Cushion	28.5	513
	Lumbar Cushion	5.25	95

Outer Width	165"
Outer Depth	71"
Outer Height	32"
Seat Height	17.5"
Seat Depth	22.5"
Carton Weight	355 lbs
Carton Volume	73 cu ft


COM	COL	MB LEATHER		GRADE-IN FABRICS								
		A	B	1	2	3	4	5	6	7	8	9
20171	22188	29675	32051	22283	22943	23603	24263	24923	25583	26243	26903	27563

METAL BASE Standard in Powder Coat

GSA SIN 33721

✓ SCS Certified Indoor Advantage Gold

See [Materials & Finishes](#) on page 31



985-155C

Low Back, Sofa, Circular, 6 Single Seats, Armless

Single Upholstery		yds	sqft
		33	594
Multiple Upholstery	Body, Seat Cushion	28	504
	Lumbar Cushion	5.25	95

Outer Width	155"
Outer Depth	77.5"
Outer Height	32"
Seat Height	17.5"
Seat Depth	22.5"
Carton Weight	355 lbs
Carton Volume	73 cu ft

COM	COL	MB LEATHER		GRADE-IN FABRICS								
		A	B	1	2	3	4	5	6	7	8	9
24307	26738	33811	36187	26419	27079	27739	28399	29059	29719	30379	31039	31699

METAL BASE Standard in Powder Coat

GSA SIN 33721

✓ SCS Certified Indoor Advantage Gold

See [Materials & Finishes](#) on page 31



986-29

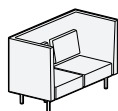
Mid Back, Chair, Arms

Single Upholstery	yds	sqft
	8.75	158

Outer Width		36.5"
Outer Depth		31"
Outer Height		42"
Seat Height		17.5"
Seat Depth		21.5"
Arm Height		42"
Width between Arms		29.5"

COM	COL	MB LEATHER		GRADE-IN FABRICS								
		A	B	1	2	3	4	5	6	7	8	9
4007	4408	6527	7157	4567	4742	4917	5092	5267	5442	5617	5792	5967

METAL BASE Standard in Powder Coat GSA SIN 33721
 ✓ SCS Certified Indoor Advantage Gold
 See [Materials & Finishes](#) on page 31



986-66

Mid Back, Sofa, 2 Single Seats, Arms

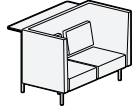
Single Upholstery	yds	sqft
	10.75	194

Multiple Upholstery	Body, Seat Cushion	10.25 185
	Lumbar Cushion	1.75 32

Outer Width	64.5"
Outer Depth	31"
Outer Height	42"
Seat Height	17.5"
Seat Depth	21.5"
Arm Height	42"
Width between Arms	57.5"
Carton Weight	305 lbs
Carton Volume	62 cu ft

COM	COL	MB LEATHER		GRADE-IN FABRICS								
		A	B	1	2	3	4	5	6	7	8	9
6073	6680	9169	9943	6761	6976	7191	7406	7621	7836	8051	8266	8481

METAL BASE Standard in Powder Coat GSA SIN 33721
 ✓ SCS Certified Indoor Advantage Gold
 See [Materials & Finishes](#) on page 31



986-66S

Mid Back, Sofa, 2 Single Seats, Arms, Touchdown Shelf

Single Upholstery		yds	sqft
		10.75	194

Multiple Upholstery	Body, Seat Cushion	10.25	185
	Lumbar Cushion	1.75	32

Outer Width	64.5"
Outer Depth	44"
Outer Height	42"
Seat Height	17.5"
Seat Depth	21.5"
Arm Height	42"
Width between Arms	57.5"

COM	COL	MB LEATHER		GRADE-IN FABRICS								
		A	B	1	2	3	4	5	6	7	8	9
9012	9913	12108	12882	9700	9915	10130	10345	10560	10775	10990	11205	11420

TOUCHDOWN SHELF	Standard in Ash											GSA SIN 33721
	Walnut						add	44				✓ SCS Certified Indoor Advantage Gold
	Corian® in Glacier White						add	811				See Materials & Finishes on page 31
	Corian® in Carbon or Concrete						add	981				
	Marble and Granite						add	1099				

METAL BASE Standard in Powder Coat



986-64LAF

Mid Back, Sofa, 2 Single Seats, Arm

Single Upholstery		yds	sqft
		9	162

Multiple Upholstery	Body, Seat Cushion	8.75	158
	Lumbar Cushion	1.75	32

Outer Width	64.5"
Outer Depth	31"
Outer Height	42"
Seat Height	17.5"
Seat Depth	21.5"
Arm Height	42"
Carton Weight	290 lbs
Carton Volume	61 cu ft

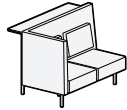
COM	COL	MB LEATHER		GRADE-IN FABRICS								
		A	B	1	2	3	4	5	6	7	8	9
5752	6327	8344	8992	6328	6508	6688	6868	7048	7228	7408	7588	7768

METAL BASE	Standard in Powder Coat												GSA SIN 33721
													✓ SCS Certified Indoor Advantage Gold
													See Materials & Finishes on page 31



986-64RAF

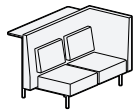
Mid Back, Sofa, 2 Single Seats, Arm, Touchdown Shelf



986-64LAFS

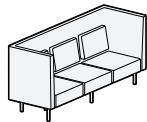
Single Upholstery		yds	sqft
		9	162
Multiple Upholstery	Body, Seat Cushion	8.75	158
	Lumbar Cushion	1.75	32

Outer Width	64.5"
Outer Depth	44"
Outer Height	17.5"
Seat Height	17.5"
Seat Depth	21.5"
Arm Height	42"



986-64RAFS

Mid Back, Sofa, 3 Single Seats, Arms



986-93

Single Upholstery		yds	sqft
		13.5	243
Multiple Upholstery	Body, Seat Cushion	12.75	230
	Lumbar Cushion	2.5	45

Outer Width	92.5"
Outer Depth	31"
Outer Height	42"
Seat Height	17.5"
Seat Depth	21.5"
Arm Height	42"
Width between Arms	85.5"
Carton Weight	410 lbs
Carton Volume	91 cu ft

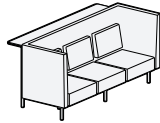
COM	COL	MB LEATHER		GRADE-IN FABRICS								
		A	B	1	2	3	4	5	6	7	8	9
8690	9559	11282	11930	9266	9446	9626	9806	9986	10166	10346	10526	10706

TOUCHDOWN SHELF	Standard in Ash Walnut		add	44	GSA SIN 33721
	Corian® in Glacier White		add	811	✓ SCS Certified Indoor Advantage Gold
	Corian® in Carbon or Concrete		add	981	See Materials & Finishes on page 31
	Marble and Granite		add	1099	

METAL BASE	Standard in Powder Coat
------------	-------------------------

COM	COL	MB LEATHER		GRADE-IN FABRICS								
		A	B	1	2	3	4	5	6	7	8	9
7966	8763	11854	12826	8830	9100	9370	9640	9910	10180	10450	10720	10990

METAL BASE	Standard in Powder Coat	GSA SIN 33721
		✓ SCS Certified Indoor Advantage Gold
		See Materials & Finishes on page 31



986-93S

Mid Back, Sofa, 3 Single Seats, Arms, Touchdown Shelf

Single Upholstery	yds	sqft
	13.5	243

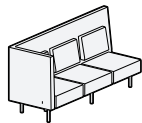
Multiple Upholstery	Body, Seat Cushion	12.75 230
	Lumbar Cushion	2.5 45

Outer Width	92.5"	
Outer Depth	44"	
Outer Height	42"	
Seat Height	17.5"	
Seat Depth	21.5"	
Arm Height	42"	
Width between Arms	85.5"	

COM	COL	MB LEATHER		GRADE-IN FABRICS								
		A	B	1	2	3	4	5	6	7	8	9
10905	11996	14793	15765	11769	12039	12309	12579	12849	13119	13389	13659	13929

TOUCHDOWN SHELF	Standard in Ash Walnut		add 44	GSA SIN 33721
	Corian® in Glacier White		add 811	✓ SCS Certified Indoor Advantage Gold
	Corian® in Carbon or Concrete		add 981	See Materials & Finishes on page 31
	Marble and Granite		add 1099	

METAL BASE Standard in Powder Coat



986-91LAF

Mid Back, Sofa, 3 Single Seats, Arm

Single Upholstery	yds	sqft
	12	216

Multiple Upholstery	Body, Seat Cushion	11.25 203
	Lumbar Cushion	2.5 45

Outer Width	92.5"	
Outer Depth	31"	
Outer Height	42"	
Seat Height	17.5"	
Seat Depth	21.5"	
Arm Height	42"	
Carton Weight	405 lbs	
Carton Volume	91 cu ft	

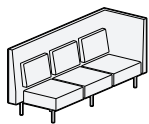
COM	COL	MB LEATHER		GRADE-IN FABRICS								
		A	B	1	2	3	4	5	6	7	8	9
7639	8403	11095	11959	8407	8647	8887	9127	9367	9607	9847	10087	10327

METAL BASE Standard in Powder Coat

GSA SIN 33721

✓ SCS Certified Indoor Advantage Gold

See [Materials & Finishes](#) on page 31



986-91RAF

Mid Back, Sofa, 3 Single Seats, Arm, Touchdown Shelf

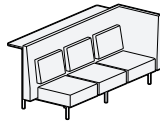


986-91LAFS

Single Upholstery		yds	sqft
		12	216

Multiple Upholstery	Body, Seat Cushion	11.25	203
	Lumbar Cushion	2.5	45

Outer Width	92.5"
Outer Depth	44"
Outer Height	42"
Seat Height	17.5"
Seat Depth	21.5"
Arm Height	42"




986-91RAFS

COM	COL	MB LEATHER		GRADE-IN FABRICS								
		A	B	1	2	3	4	5	6	7	8	9
10629	11692	14085	14949	11397	11637	11877	12117	12357	12597	12837	13077	13317

METAL BASE	Standard in Powder Coat	GSA SIN 33721
TOUCHDOWN SHELF	Standard in Ash	✓ SCS Certified Indoor Advantage Gold
	Walnut	add 44
	Corian® in Glacier White	add 811
	Corian® in Carbon or Concrete	add 981
	Marble and Granite	add 1099

See [Materials & Finishes](#) on page 31

Mid Back, Sofa, 6 Single Seats, Angled, Armless



986-173A

Single Upholstery		yds	sqft
		35	630

Multiple Upholstery	Body, Seat Cushion	30.5	549
	Lumbar Cushion	5.75	104

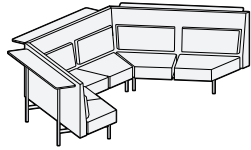
Outer Width	165"
Outer Depth	71"
Outer Height	42"
Seat Height	17.5"
Seat Depth	21.5"
Carton Weight	395 lbs
Carton Volume	118 cu ft

COM	COL	MB LEATHER		GRADE-IN FABRICS								
		A	B	1	2	3	4	5	6	7	8	9
21308	23439	31388	33908	23548	24248	24948	25648	26348	27048	27748	28448	29148

METAL BASE	Standard in Powder Coat	GSA SIN 33721
------------	-------------------------	---------------

✓ SCS Certified Indoor Advantage Gold

See [Materials & Finishes](#) on page 31



986-173AS


Mid Back, Sofa, Angled, 6 Single Seats, Armless, Touchdown Shelves

Single Upholstery	yds	sqft
	35	630

Multiple Upholstery	Body, Seat Cushion	30.5 549
	Lumbar Cushion	5.75 104

Outer Width	182"	
Outer Depth	84"	
Outer Height	42"	
Seat Height	17.5"	
Seat Depth	21.5"	

COM	COL	MB LEATHER		GRADE-IN FABRICS									
		A	B	1	2	3	4	5	6	7	8	9	
25749	28324	35829	38349	27989	28689	29389	30089	30789	31489	32189	32889	33589	
TOUCHDOWN SHELF		Standard in Ash Walnut						add 130	GSA SIN 33721				
		Corian® in Glacier White						add 2430	✓ SCS Certified Indoor Advantage Gold				
		Corian® in Carbon or Concrete						add 2718	See Materials & Finishes on page 31				
		Marble and Granite						add 3298					
METAL BASE		Standard in Powder Coat											



986-171C

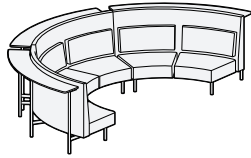
Mid Back, Sofa, Circular, 6 Single Seats, Armless

Single Upholstery	yds	sqft
	35	630

Multiple Upholstery	Body, Seat Cushion	30.5 549
	Lumbar Cushion	5.75 104

Outer Width	155"	
Outer Depth	77.5"	
Outer Height	42"	
Seat Height	17.5"	
Seat Depth	21.5"	
Carton Weight	395 lbs	
Carton Volume	118 cu ft	

COM	COL	MB LEATHER		GRADE-IN FABRICS								
		A	B	1	2	3	4	5	6	7	8	9
26418	29060	36498	39018	28658	29358	30058	30758	31458	32158	32858	33558	34258
METAL BASE		Standard in Powder Coat										
		GSA SIN 33721										
		✓ SCS Certified Indoor Advantage Gold										
		See Materials & Finishes on page 31										



986-171CS

Mid Back, Sofa, Circular, 6 Single Seats, Armless, Touchdown Shelves

Single Upholstery		yds	sqft
		35	630

Multiple Upholstery	Body, Seat Cushion	30.5	549
	Lumbar Cushion	5.75	104

Outer Width	181"
Outer Depth	90.5"
Outer Height	42"
Seat Height	17.5"
Seat Depth	21.5"

COM	COL	MB LEATHER		GRADE-IN FABRICS								
		A	B	1	2	3	4	5	6	7	8	9
30757	33833	40837	43357	32997	33697	34397	35097	35797	36497	37197	37897	38597

METAL BASE Standard in Powder Coat

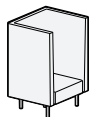
GSA SIN 33721

TOUCHDOWN SHELF Standard in Ash

Walnut	add	130
Corian® in Glacier White	add	2430
Corian® in Carbon or Concrete	add	2718
Marble and Granite	add	3298

✓ SCS Certified Indoor Advantage Gold

See [Materials & Finishes](#) on page 31



987-29

High Back, Chair, Arms

Single Upholstery	yds	sqft
	11	198

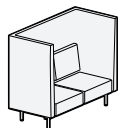
Outer Width		36.5"
Outer Depth		31"
Outer Height		54"
Seat Height		17.5"
Seat Depth		21.5"
Arm Height		54"
Width between Arms		29.5"

COM	COL	MB LEATHER		GRADE-IN FABRICS								
		A	B	1	2	3	4	5	6	7	8	9
4437	4881	7605	8397	5141	5361	5581	5801	6021	6241	6461	6681	6901

METAL BASE Standard in Powder Coat GSA SIN 33721

✓ SCS Certified Indoor Advantage Gold

See [Materials & Finishes](#) on page 31



987-66

High Back, Sofa, 2 Single Seats, Arms

Single Upholstery	yds	sqft
	14.5	261

Multiple Upholstery	Body, Seat Cushion	13.25 239
	Lumbar Cushion	1.75 32

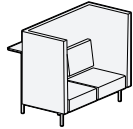
Outer Width	64.5"
Outer Depth	31"
Outer Height	54"
Seat Height	17.5"
Seat Depth	21.5"
Arm Height	54"
Width between Arms	57.5"
Carton Weight	335 lbs
Carton Volume	84 cu ft

COM	COL	MB LEATHER		GRADE-IN FABRICS								
		A	B	1	2	3	4	5	6	7	8	9
6558	7214	10734	11778	7486	7776	8066	8356	8646	8936	9226	9516	9806

METAL BASE Standard in Powder Coat GSA SIN 33721

✓ SCS Certified Indoor Advantage Gold

See [Materials & Finishes](#) on page 31



987-66S

High Back, Sofa, 2 Single Seats, Arms, Touchdown Shelf

Single Upholstery		yds	sqft
		14.5	261
Multiple Upholstery	Body, Seat Cushion	13.25	239
	Lumbar Cushion	1.75	32
Outer Width		64.5"	
Outer Depth		44"	
Outer Height		54"	
Seat Height		17.5"	
Seat Depth		21.5"	
Arm Height		54"	
Width between Arms		57.5"	

COM	COL	MB LEATHER		GRADE-IN FABRICS								
		A	B	1	2	3	4	5	6	7	8	9
9495	10445	13671	14715	10423	10713	11003	11293	11583	11873	12163	12453	12743

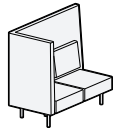
TOUCHDOWN SHELF Standard in Ash Walnut add **44** GSA SIN 33721

Corian® in Glacier White add **811** ✓ SCS Certified Indoor Advantage Gold

Corian® in Carbon or Concrete add **981** See [Materials & Finishes](#) on page 31

Marble and Granite add **1099**

METAL BASE Standard in Powder Coat



987-64LAF

High Back, Sofa, 2 Single Seats, Arm

Single Upholstery		yds	sqft
		11.75	212
Multiple Upholstery	Body, Seat Cushion	10.25	185
	Lumbar Cushion	1.75	32
Outer Width		64.5"	
Outer Depth		31"	
Outer Height		54"	
Seat Height		17.5"	
Seat Depth		21.5"	
Arm Height		54"	
Carton Weight		320 lbs	
Carton Volume		84 cu ft	

COM	COL	MB LEATHER		GRADE-IN FABRICS								
		A	B	1	2	3	4	5	6	7	8	9
6103	6713	9487	10333	6855	7090	7325	7560	7795	8030	8265	8500	8735

METAL BASE Standard in Powder Coat GSA SIN 33721

✓ SCS Certified Indoor Advantage Gold

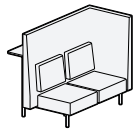
See [Materials & Finishes](#) on page 31



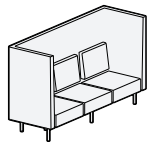
987-64RAF



987-64LAFS



987-64RAFS



987-93

High Back, Sofa, 2 Single Seats, Arm, Touchdown Shelf

Single Upholstery		yds	sqft
		11.75	212

Multiple Upholstery	Body, Seat Cushion	10.25	185
	Lumbar Cushion	1.75	32

Outer Width	64.5"
Outer Depth	44"
Outer Height	54"
Seat Height	17.5"
Seat Depth	21.5"
Arm Height	54"

High Back, Sofa, 3 Single Seats, Arms

Single Upholstery		yds	sqft
		17.5	315

Multiple Upholstery	Body, Seat Cushion	15.75	284
	Lumbar Cushion	2.5	45

Outer Width	92.5"
Outer Depth	31"
Outer Height	54"
Seat Height	17.5"
Seat Depth	21.5"
Arm Height	54"
Width between Arms	85.5"
Carton Weight	395 lbs
Carton Volume	118 cu ft

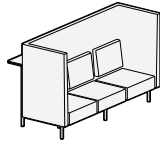
COM	COL	MB LEATHER		GRADE-IN FABRICS								
		A	B	1	2	3	4	5	6	7	8	9
9041	9945	12425	13271	9793	10028	10263	10498	10733	10968	11203	11438	11673

TOUCHDOWN SHELF	Standard in Ash Walnut		add	44	GSA SIN 33721
	Corian® in Glacier White		add	811	✓ SCS Certified Indoor Advantage Gold
	Corian® in Carbon or Concrete		add	981	See Materials & Finishes on page 31
	Marble and Granite		add	1099	

METAL BASE	Standard in Powder Coat
------------	-------------------------

COM	COL	MB LEATHER		GRADE-IN FABRICS								
		A	B	1	2	3	4	5	6	7	8	9
8442	9286	13482	14742	9562	9912	10262	10612	10962	11312	11662	12012	12362

METAL BASE	Standard in Powder Coat	GSA SIN 33721
		✓ SCS Certified Indoor Advantage Gold
		See Materials & Finishes on page 31



987-93S

High Back, Sofa, 3 Single Seats, Arms, Touchdown Shelf

Single Upholstery		yds	sqft
		17.5	315
Multiple Upholstery	Body, Seat Cushion	15.75	284
	Lumbar Cushion	2.5	45

Outer Width	92.5"
Outer Depth	44"
Outer Height	54"
Seat Height	17.5"
Seat Depth	21.5"
Arm Height	54"
Width between Arms	85.5"

COM	COL	MB LEATHER		GRADE-IN FABRICS								
		A	B	1	2	3	4	5	6	7	8	9
11380	12518	16420	17680	12500	12850	13200	13550	13900	14250	14600	14950	15300

METAL BASE Standard in Powder Coat

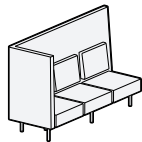
GSA SIN 33721

TOUCHDOWN SHELF

Standard in Ash		
Walnut	add	44
Corian® in Glacier White	add	811
Corian® in Carbon or Concrete	add	981
Marble and Granite	add	1099

✓ SCS Certified Indoor Advantage Gold

See [Materials & Finishes](#) on page 31



987-91LAF

High Back, Sofa, 3 Single Seats, Arm LAF

Single Upholstery		yds	sqft
		15	270
Multiple Upholstery	Body, Seat Cushion	13.75	248
	Lumbar Cushion	2.5	45

Outer Width	92.5"
Outer Depth	31"
Outer Height	54"
Seat Height	17.5"
Seat Depth	21.5"
Arm Height	54"
Carton Weight	465 lbs
Carton Volume	118 cu ft

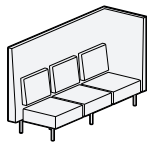
COM	COL	MB LEATHER		GRADE-IN FABRICS								
		A	B	1	2	3	4	5	6	7	8	9
8118	8930	12438	13518	9078	9378	9678	9978	10278	10578	10878	11178	11478

METAL BASE Standard in Powder Coat

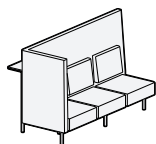
GSA SIN 33721

✓ SCS Certified Indoor Advantage Gold

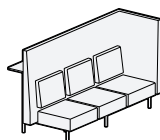
See [Materials & Finishes](#) on page 31



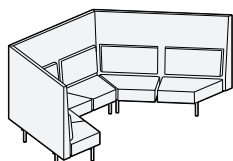
987-91RAF



987-91LAFS



987-91RAFS



987-173A

High Back, Sofa, 3 Single Seats, Arm, Touchdown Shelf

Single Upholstery		yds	sqft
		15	270
Multiple Upholstery	Body, Seat Cushion	13.75	248
	Lumbar Cushion	2.5	45

Outer Width	92.5"
Outer Depth	44"
Outer Height	54"
Seat Height	17.5"
Seat Depth	21.5"
Arm Height	54"

COM	COL	MB LEATHER		GRADE-IN FABRICS								
		A	B	1	2	3	4	5	6	7	8	9
11056	12162	15376	16456	12016	12316	12616	12916	13216	13516	13816	14116	14416

METAL BASE Standard in Powder Coat

GSA SIN 33721

TOUCHDOWN SHELF

Standard in Ash		
Walnut	add	44
Corian® in Glacier White	add	811
Corian® in Carbon or Concrete	add	981
Marble and Granite	add	1099

✓ SCS Certified Indoor Advantage Gold

See [Materials & Finishes](#) on page 31

High Back, Sofa, Angled, 6 Single Seats, Armless

Single Upholstery		yds	sqft
		37	666
Multiple Upholstery	Body, Seat Cushion	32.5	585
	Lumbar Cushion	6	108

Outer Width	165"
Outer Depth	71"
Outer Height	54"
Seat Height	17.5"
Seat Depth	21.5"
Carton Weight	395 lbs
Carton Volume	118 cu ft

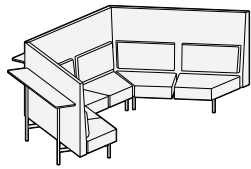
COM	COL	MB LEATHER		GRADE-IN FABRICS								
		A	B	1	2	3	4	5	6	7	8	9
22782	25060	33438	36102	25150	25890	26630	27370	28110	28850	29590	30330	31070

METAL BASE Standard in Powder Coat

GSA SIN 33721

✓ SCS Certified Indoor Advantage Gold

See [Materials & Finishes](#) on page 31



987-173AS

High Back, Sofa, Angled, 6 Single Seats, Armless, Touchdown Shelves

Single Upholstery		yds	sqft
		37	666

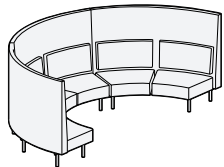
Multiple Upholstery	Body, Seat Cushion	32.5	585
	Lumbar Cushion	6	108

Outer Width	182"
Outer Depth	84"
Outer Height	54"
Seat Height	17.5"
Seat Depth	21.5"

COM	COL	MB LEATHER		GRADE-IN FABRICS								
		A	B	1	2	3	4	5	6	7	8	9
27122	29834	37778	40442	29490	30230	30970	31710	32450	33190	33930	34670	35410

METAL BASE	Standard in Powder Coat	GSA SIN 33721
TOUCHDOWN SHELF	Standard in Ash	✓ SCS Certified Indoor Advantage Gold
	Walnut	add 130
	Corian® in Glacier White	add 2430
	Corian® in Carbon or Concrete	add 2718
	Marble and Granite	add 3298

See [Materials & Finishes](#) on page 31



987-171C

High Back, Sofa, Circular, 6 Single Seats, Armless

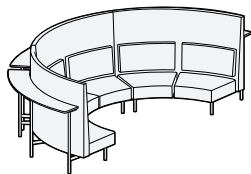
Single Upholstery		yds	sqft
		37	666

Multiple Upholstery	Body, Seat Cushion	32.5	585
	Lumbar Cushion	6	108

Outer Width	155"
Outer Depth	77.5"
Outer Height	54"
Seat Height	17.5"
Seat Depth	21.5"
Carton Weight	395 lbs
Carton Volume	118 cu ft

COM	COL	MB LEATHER		GRADE-IN FABRICS								
		A	B	1	2	3	4	5	6	7	8	9
28584	31442	39240	41904	30952	31692	32432	33172	33912	34652	35392	36132	36872

METAL BASE	Standard in Powder Coat	GSA SIN 33721
		✓ SCS Certified Indoor Advantage Gold
		See Materials & Finishes on page 31



987-171CS

High Back, Sofa, Circular, 6 Single Seats, Armless, Touchdown Shelves

Single Upholstery		yds	sqft
		37	666

Multiple Upholstery	Body, Seat Cushion	32.5	585
	Lumbar Cushion	6	108

Outer Width	181"
Outer Depth	90.5"
Outer Height	54"
Seat Height	17.5"
Seat Depth	21.5"

		MB LEATHER		GRADE-IN FABRICS								
COM	COL	A	B	1	2	3	4	5	6	7	8	9
33075	36383	43731	46395	35443	36183	36923	37663	38403	39143	39883	40623	41363

TOUCHDOWN SHELF	Standard in Ash	
	Walnut	add 130
	Corian® in Glacier White	add 2430
	Corian® in Carbon or Concrete	add 2718
	Marble and Granite	add 3298

GSA SIN 33721

✓ SCS Certified Indoor Advantage Gold

See [Materials & Finishes](#) on page 31

METAL BASE	Standard in Powder Coat
------------	-------------------------



988-30M

Banquette, Mid Back, Single Sided

Single Upholstery		yds	sqft
		6	108

Multiple Upholstery	Lumbar Cushion	1.75	32
	Body, Seat Cushion	6.75	122

Outer Width	30"
Outer Depth	30"
Outer Height	42"
Seat Height	19"
Seat Depth	20.5"
Carton Volume	45 cu ft


COM	COL	MB LEATHER		GRADE-IN FABRICS								
		A	B	1	2	3	4	5	6	7	8	9
4132	4545	5860	6292	4516	4636	4756	4876	4996	5116	5236	5356	5476

METAL BASE Standard in Powder Coat

GSA SIN 33721

✓ SCS Certified Indoor Advantage Gold

See [Materials & Finishes](#) on page 31



988-30MBTB

Banquette, Mid Back, Back-to-Back

Single Upholstery		yds	sqft
		10	180

Multiple Upholstery	Body, Seat Cushion	6.75	122
	Lumbar Cushion	1.75	32

Outer Width	30"
Outer Depth	57"
Outer Height	42"
Seat Height	19"
Seat Depth	20.5"
Carton Volume	80 cu ft

COM	COL	MB LEATHER		GRADE-IN FABRICS								
		A	B	1	2	3	4	5	6	7	8	9
6604	7264	9484	10204	7244	7444	7644	7844	8044	8244	8444	8644	8844

METAL BASE Standard in Powder Coat

GSA SIN 33721

✓ SCS Certified Indoor Advantage Gold

See [Materials & Finishes](#) on page 31



988-30H

Banquette, High Back, Single Sided

Upholstery		yds	sqft
Single Upholstery		6.5	117
Multiple Upholstery	Body, Seat Cushion	6.75	122
	Lumbar Cushion	1.75	32

Outer Width	30"
Outer Depth	30"
Outer Height	54"
Seat Height	19"
Seat Depth	20.5"
Carton Volume	45 cu ft

COM	COL	MB LEATHER		GRADE-IN FABRICS								
		A	B	1	2	3	4	5	6	7	8	9
4339	4773	6211	6679	4755	4885	5015	5145	5275	5405	5535	5665	5795

METAL BASE Standard in Powder Coat GSA SIN 33721
 ✓ SCS Certified Indoor Advantage Gold
 See [Materials & Finishes](#) on page 31



988-30HBTB

Banquette, High Back, Back-to-Back

Upholstery		yds	sqft
Single Upholstery		11	198
Multiple Upholstery	Lumbar Cushion	3.5	63
	Body, Seat Cushion	10.75	194

Outer Width	30"
Outer Depth	57"
Outer Height	54"
Seat Height	19"
Seat Depth	20.5"
Carton Volume	73 cu ft

COM	COL	MB LEATHER		GRADE-IN FABRICS								
		A	B	1	2	3	4	5	6	7	8	9
7018	7720	10186	10978	7722	7942	8162	8382	8602	8822	9042	9262	9482

METAL BASE Standard in Powder Coat GSA SIN 33721
 ✓ SCS Certified Indoor Advantage Gold
 See [Materials & Finishes](#) on page 31



988-51M

Banquette, Mid Back, Single Sided

Single Upholstery		yds	sqft
		8.25	149

Multiple Upholstery	Body, Seat Cushion	6.75	122
	Lumbar Cushion	1.75	32

Outer Width	48"
Outer Depth	30"
Outer Height	42"
Seat Height	19"
Seat Depth	20.5"
Carton Volume	45 cu ft

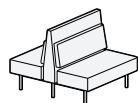
COM	COL	MB LEATHER		GRADE-IN FABRICS								
		A	B	1	2	3	4	5	6	7	8	9
5062	5568	7438	8032	5590	5755	5920	6085	6250	6415	6580	6745	6910

METAL BASE Standard in Powder Coat

GSA SIN 33721

✓ SCS Certified Indoor Advantage Gold

See [Materials & Finishes](#) on page 31



988-51MBTB

Banquette, Mid Back, Back-to-Back

Single Upholstery		yds	sqft
		14.5	261

Multiple Upholstery	Body, Seat Cushion	10.75	194
	Lumbar Cushion	3.5	63

Outer Width	48"
Outer Depth	57"
Outer Height	42"
Seat Height	19"
Seat Depth	20.5"
Carton Volume	73 cu ft

COM	COL	MB LEATHER		GRADE-IN FABRICS								
		A	B	1	2	3	4	5	6	7	8	9
8121	8933	12297	13341	9049	9339	9629	9919	10209	10499	10789	11079	11369

METAL BASE Standard in Powder Coat

GSA SIN 33721

✓ SCS Certified Indoor Advantage Gold

See [Materials & Finishes](#) on page 31



988-51H


Banquette, High Back, Single Sided

Single Upholstery		yds	sqft
		9	162

Multiple Upholstery		yds	sqft
Lumbar Cushion		1.75	32
Body, Seat Cushion		7.5	135
Outer Width		48"	
Outer Depth		30"	
Outer Height		54"	
Seat Height		19"	
Seat Depth		20.5"	
Carton Volume		56 cu ft	

COM	COL	MB LEATHER		GRADE-IN FABRICS								
		A	B	1	2	3	4	5	6	7	8	9
5390	5929	7982	8630	5966	6146	6326	6506	6686	6866	7046	7226	7406

METAL BASE Standard in Powder Coat GSA SIN 33721
 ✓ SCS Certified Indoor Advantage Gold
 See [Materials & Finishes](#) on page 31



988-51HBTB

Banquette, High Back, Back-to-Back

Single Upholstery		yds	sqft
		14.5	261

Multiple Upholstery		yds	sqft
Lumbar Cushion		3.5	63
Body, Seat Cushion		11.5	207
Outer Width		48"	
Outer Depth		57"	
Outer Height		54"	
Seat Height		19"	
Seat Depth		20.5"	
Carton Volume		56 cu ft	

COM	COL	MB LEATHER		GRADE-IN FABRICS								
		A	B	1	2	3	4	5	6	7	8	9
8538	9392	12714	13758	9466	9756	10046	10336	10626	10916	11206	11496	11786

METAL BASE Standard in Powder Coat GSA SIN 33721
 ✓ SCS Certified Indoor Advantage Gold
 See [Materials & Finishes](#) on page 31

Bench, 26" Bench



981-26B

Single Upholstery	yds	sqft
	1.75	32

Outer Width	26.5"	
Outer Depth	24"	
Outer Height	17.5"	
Carton Weight	75 lbs	
Carton Volume	9 cu ft	

COM	COL	MB LEATHER		GRADE-IN FABRICS								
		A	B	1	2	3	4	5	6	7	8	9
2449	2694	2953	3079	2561	2596	2631	2666	2701	2736	2771	2806	2841

METAL BASE Standard in Powder Coat GSA SIN 33721

✓ SCS Certified Indoor Advantage Gold

See [Materials & Finishes](#) on page 31

Bench, 54" Bench



981-54B

Single Upholstery	yds	sqft
	2.75	50

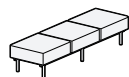
Outer Width	54.5"	
Outer Depth	24"	
Outer Height	17.5"	
Carton Weight	135 lbs	
Carton Volume	18 cu ft	

COM	COL	MB LEATHER		GRADE-IN FABRICS								
		A	B	1	2	3	4	5	6	7	8	9
4131	4544	4923	5121	4307	4362	4417	4472	4527	4582	4637	4692	4747

METAL BASE Standard in Powder Coat GSA SIN 33721

✓ SCS Certified Indoor Advantage Gold

See [Materials & Finishes](#) on page 31



981-82B

Bench, 82" Bench

Single Upholstery	yds	sqft
	4	72
.....		
Outer Width	82.5"	
Outer Depth	24"	
Outer Height	17.5"	
Carton Weight	115 lbs	
Carton Volume	31 cu ft	

COM	COL	MB LEATHER		GRADE-IN FABRICS								
		A	B	1	2	3	4	5	6	7	8	9
5158	5674	6310	6598	5414	5494	5574	5654	5734	5814	5894	5974	6054

METAL BASE Standard in Powder Coat GSA SIN 33721

✓ SCS Certified Indoor Advantage Gold

See [Materials & Finishes](#) on page 31

Table, Round, High, Centered Post



982-15C

Outer Width	15"
Outer Depth	15"
Outer Height	26.5"
Carton Weight	42 lbs
Carton Volume	5 cu ft

SELF EDGE				
Ash Veneer	Walnut Veneer	Corian®	Stone	Laminate
1490	1542	2147	2310	1480

TABLE TOP	Corian® Standard in Glacier White			
	Corian® in Carbon or Concrete	add	95	

GSA SIN 33721

✓ SCS Certified Indoor Advantage Gold

TABLE METAL BASE	Standard in Powder Coat
------------------	-------------------------

See [Materials & Finishes](#) on page 31

Table, Round, High, Off-Centered Post



982-15CO

Outer Width	15"
Outer Depth	15"
Outer Height	26.5"

SELF EDGE				
Ash Veneer	Walnut Veneer	Corian®	Stone	Laminate
1484	1533	2142	2295	1474

TABLE TOP	Corian® Standard in Glacier White			
	Corian® in Carbon or Concrete	add	95	

GSA SIN 33721

✓ SCS Certified Indoor Advantage Gold

TABLE METAL BASE	Standard in Powder Coat
------------------	-------------------------

See [Materials & Finishes](#) on page 31

Table, Round, Mid-Centered Post



982-16C

Outer Width	15"
Outer Depth	15"
Outer Height	23"
Carton Weight	42 lbs
Carton Volume	5 cu ft

SELF EDGE				
Ash Veneer	Walnut Veneer	Corian®	Stone	Laminate
1468	1521	2121	2288	1457

TABLE TOP	Corian® Standard in Glacier White			
	Corian® in Carbon or Concrete	add	95	

GSA SIN 33721

✓ SCS Certified Indoor Advantage Gold

TABLE METAL BASE	Standard in Powder Coat
------------------	-------------------------

See [Materials & Finishes](#) on page 31

Table, Round, Mid, Off-Centered Post



982-16CO

Outer Width	15"
Outer Depth	15"
Outer Height	23"
Carton Weight	42 lbs
Carton Volume	5 cu ft

SELF EDGE				
Ash Veneer	Walnut Veneer	Corian®	Stone	Laminate
1460	1511	2117	2270	1449

TABLE TOP	Corian® Standard in Glacier White			
	Corian® in Carbon or Concrete	add	95	

GSA SIN 33721

✓ SCS Certified Indoor Advantage Gold

TABLE METAL BASE	Standard in Powder Coat
------------------	-------------------------

See [Materials & Finishes](#) on page 31

Table, Rectangle, High, Centered Post



982-15R

Outer Width	10"
Outer Depth	15"
Outer Height	26.5"
Carton Weight	40 lbs
Carton Volume	5 cu ft

SELF EDGE				
Ash Veneer	Walnut Veneer	Corian®	Stone	Laminate
1332	1383	1988	2145	1310

TABLE TOP	Corian® Standard in Glacier White			
	Corian® in Carbon or Concrete	add	95	

GSA SIN 33721

✓ SCS Certified Indoor Advantage Gold

TABLE METAL BASE	Standard in Powder Coat
------------------	-------------------------

See [Materials & Finishes](#) on page 31

Table, Rectangle, High, Off-Centered Post



982-15RO

Outer Width	10"
Outer Depth	15"
Outer Height	26.5"
Carton Weight	40 lbs
Carton Volume	5 cu ft

SELF EDGE				
Ash Veneer	Walnut Veneer	Corian®	Stone	Glass Top, Veneer Surround
1325	1376	1979	2145	1310

TABLE TOP	Corian® Standard in Glacier White			
	Corian® in Carbon or Concrete	add	95	

GSA SIN 33721

✓ SCS Certified Indoor Advantage Gold

TABLE METAL BASE	Standard in Powder Coat
------------------	-------------------------

See [Materials & Finishes](#) on page 31



982-30C

Table, Round

Outer Width	30"
Outer Depth	30"
Outer Height	17.5"
Carton Weight	70 lbs
Carton Volume	12 cu ft

SELF EDGE				
Ash Veneer	Walnut Veneer	Corian®	Stone	Laminate
2859	2923	4108	4265	2842

TABLE TOP	Corian® Standard in Glacier White			
	Corian® in Carbon or Concrete	add	137	

GSA SIN 33721

✓ SCS Certified Indoor Advantage Gold

TABLE METAL BASE	Standard in Powder Coat
---------------------	-------------------------

See [Materials & Finishes](#) on page 31

Notes

Metal Base & Legs

(Specify Martin Brattrud Finish)

Standard: Powder Coat

[View Powder Coat - Metallics](#)

[View Powder Coat - Neutrals](#)

[View Powder Coat - Color](#)

Custom Powder Coat Finish produced upon receipt of a customer supplied RAL# and fee of \$385 Net, with a minimum order of 10.

Table Tops and Touchdown Shelves

(Specify Martin Brattrud Finish)

Wood Standard: Ash veneer

Wood Premium: Walnut veneer

[View Ash Wood Standard Finishes](#)

[View Walnut Wood Standard Finishes](#)

Custom Wood Finishes: Customer to provide finish sample for factory matching. Factory to send matched sample to customer for approval. For each unique finish per order add \$200 Net.

Corian® Standard: Glacier White (**GW**) .5" thick







































Corian® Premium: Concrete (**CNT**) and Carbon (**CCT**) .5" thick

Stone Standard: Black Granite (**BG**) or Carrara Marble (**CM**) .75" thick

Power

Available. Contact factory for more information.

Materials & Finishes

Metal	POWDER COAT - COLOR	 CLD Cloud	 CMT Cement	 MTL Gunmetal	 SEA Deep Sea	 VBG Vandenberg	 DNE Dune
		 CRL Coral	 AGV Agave	 CHR Churro			
	POWDER COAT - NEUTRALS	 SRG Sugar Gloss	 SGM Sugar Matte	 CBG Carbon Gloss	 CBN Carbon Matte		
	POWDER COAT - METALLICS	 SIL Silver	 LD Lead	 BRZ Bronze	 FLI Flint	 MCA Mica	
Wood	ASH	 ASH1 Shoji	 ASH2 Cinder	 ASH3 Storm	 ASH8 Natural	 ASH9 Coal	 ASH10 Driftwood
		 ASH11 Burro	 ASH12 Char	 ASH13 Dune	 ASH14 Coral	 ASH15 Agave	 ASH16 Deep Sea
		 ASH17 Vandenberg					
	WALNUT	 WAL1 Natural	 WAL2 Deep				
Corian®	CORIAN®	 GW Glacier White	 CNT Concrete	 CCT Carbon			
Stone	MARBLE AND GRANITE	 CM Carrara Marble	 BG Black Granite				

Notes

SEE FINISHES ONLINE

WOOD: <https://martinbrattrud.com/Wood>

METAL & PAINT: <https://martinbrattrud.com/Metal>

CORIAN®: <https://martinbrattrud.com/Corian®>

STONE: <https://martinbrattrud.com/Stone>