

REVEAL

Martin
/ Bratrud

Pricelist

Effective 09/19/2024

DESIGNED BY BRIAN GRAHAM

With crisp lines to neatly define open plan spaces, Reveal offers an architectural approach to lounge seating and banquettes. Newly refreshed for 2024, Reveal's namesake gap reveal between seat and back has been extended across the range. Clear access to surfaces between seats and backs creates a visually distinctive pattern while also making Reveal an optimal choice for healthcare settings. Lounge seating is available in three back heights to accommodate different levels of privacy. Dining-height banquettes are available in two back heights. Two pull up table shapes and a pedestal coffee table complete the range.



LOW BACK	2
MID BACK	6
HIGH BACK	13
BANQUETTES	20
BENCHES	24
TABLES	26
MATERIALS & FINISHES	31



985-29

Low Back, Chair, Arms

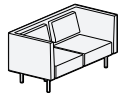
Single Upholstery		yds	sqft
		6.5	117

Multiple Upholstery	Body, Seat Cushion	5.75	104
	Lumbar Cushion	1	18

Outer Width	36.5"
Outer Depth	31"
Outer Height	32"
Seat Height	17.5"
Seat Depth	21.5"
Arm Height	32"
Width between Arms	29.5"
Carton Weight	135 lbs
Carton Volume	28 cu ft

COM	COL	MB LEATHER		GRADE-IN FABRICS								
		A	B	1	2	3	4	5	6	7	8	9
3572	3929	5444	5912	3988	4118	4248	4378	4508	4638	4768	4898	5028

METAL BASE Standard in Powder Coat GSA SIN 33721
 ✓ SCS Certified Indoor Advantage Gold
 See [Materials & Finishes](#) on page 31



985-66

Low Back, Sofa, 2 Single Seats, Arms

Single Upholstery		yds	sqft
		9	162

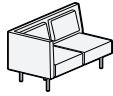
Multiple Upholstery	Body, Seat Cushion	8.25	149
	Lumbar Cushion	1.75	32

Outer Width	64.5"
Outer Depth	31"
Outer Height	32"
Seat Height	17.5"
Seat Depth	21.5"
Arm Height	32"
Width between Arms	57.5"
Carton Weight	275 lbs
Carton Volume	52 cu ft

COM	COL	MB LEATHER		GRADE-IN FABRICS								
		A	B	1	2	3	4	5	6	7	8	9
5562	6118	8154	8802	6138	6318	6498	6678	6858	7038	7218	7398	7578

METAL BASE Standard in Powder Coat GSA SIN 33721
 ✓ SCS Certified Indoor Advantage Gold
 See [Materials & Finishes](#) on page 31

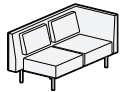
Low Back, Sofa, 2 Single Seats, Arm



985-64LAF

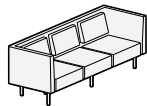
Single Upholstery		yds	sqft
		7.5	135
Multiple Upholstery	Body, Seat Cushion	7	126
	Lumbar Cushion	1.75	32

Outer Width	64.5"
Outer Depth	31"
Outer Height	32"
Seat Height	17.5"
Seat Depth	21.5"
Arm Height	32"
Carton Weight	260 lbs
Carton Volume	52 cu ft



985-64RAF

Low Back, Sofa, 3 Single Seats, Arms



985-93

Single Upholstery		yds	sqft
		11.5	207
Multiple Upholstery	Body, Seat Cushion	10.25	185
	Lumbar Cushion	2.5	45

Outer Width	92.5"
Outer Depth	31"
Outer Height	32"
Seat Height	17.5"
Seat Depth	21.5"
Arm Height	32"
Width between Arms	85.5"
Carton Weight	355 lbs
Carton Volume	73 cu ft

COM	COL	MB LEATHER		GRADE-IN FABRICS								
		A	B	1	2	3	4	5	6	7	8	9
5200	5720	7360	7900	5680	5830	5980	6130	6280	6430	6580	6730	6880

METAL BASE Standard in Powder Coat

GSA SIN 33721

✓ SCS Certified Indoor Advantage Gold

See [Materials & Finishes](#) on page 31

COM	COL	MB LEATHER		GRADE-IN FABRICS								
		A	B	1	2	3	4	5	6	7	8	9
7242	7966	10554	11382	7978	8208	8438	8668	8898	9128	9358	9588	9818

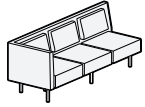
METAL BASE Standard in Powder Coat

GSA SIN 33721

✓ SCS Certified Indoor Advantage Gold

See [Materials & Finishes](#) on page 31

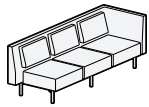
Low Back, Sofa, 3 Single Seats, Arm



985-91LAF

Single Upholstery		yds	sqft
		10	180
Multiple Upholstery	Body, Seat Cushion	9	162
	Lumbar Cushion	2.5	45

Outer Width	92.5"
Outer Depth	31"
Outer Height	32"
Seat Height	17.5"
Seat Depth	21.5"
Arm Height	32"
Carton Weight	340 lbs
Carton Volume	73 cu ft



985-91RAF

COM	COL	MB LEATHER		GRADE-IN FABRICS								
		A	B	1	2	3	4	5	6	7	8	9
6830	7513	9710	10430	7470	7670	7870	8070	8270	8470	8670	8870	9070

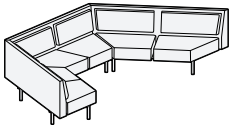
METAL BASE Standard in Powder Coat

GSA SIN 33721

✓ SCS Certified Indoor Advantage Gold

See [Materials & Finishes](#) on page 31

Low Back, Sofa, Angled, 6 Single Seats, Armless



985-165A

Single Upholstery		yds	sqft
		33	594
Multiple Upholstery	Body, Seat Cushion	28.5	513
	Lumbar Cushion	5.25	95

Outer Width	165"
Outer Depth	71"
Outer Height	32"
Seat Height	17.5"
Seat Depth	22.5"
Carton Weight	355 lbs
Carton Volume	73 cu ft


COM	COL	MB LEATHER		GRADE-IN FABRICS								
		A	B	1	2	3	4	5	6	7	8	9
19488	21437	28992	31368	21600	22260	22920	23580	24240	24900	25560	26220	26880

METAL BASE Standard in Powder Coat

GSA SIN 33721

✓ SCS Certified Indoor Advantage Gold

See [Materials & Finishes](#) on page 31



985-155C

Low Back, Sofa, Circular, 6 Single Seats, Armless

Single Upholstery		yds	sqft
		33	594
.....			
Multiple Upholstery	Body, Seat Cushion	28	504
	Lumbar Cushion	5.25	95

Outer Width	155"
Outer Depth	77.5"
Outer Height	32"
Seat Height	17.5"
Seat Depth	22.5"
Carton Weight	355 lbs
Carton Volume	73 cu ft

COM	COL	MB LEATHER		GRADE-IN FABRICS								
		A	B	1	2	3	4	5	6	7	8	9
23485	25834	32989	35365	25597	26257	26917	27577	28237	28897	29557	30217	30877

METAL BASE Standard in Powder Coat

GSA SIN 33721

✓ SCS Certified Indoor Advantage Gold

See [Materials & Finishes](#) on page 31



986-29

Mid Back, Chair, Arms

Single Upholstery	yds	sqft
	8.75	158

Outer Width		36.5"
Outer Depth		31"
Outer Height		42"
Seat Height		17.5"
Seat Depth		21.5"
Arm Height		42"
Width between Arms		29.5"

COM	COL	MB LEATHER		GRADE-IN FABRICS								
		A	B	1	2	3	4	5	6	7	8	9
3871	4258	6391	7021	4431	4606	4781	4956	5131	5306	5481	5656	5831

METAL BASE Standard in Powder Coat GSA SIN 33721
 ✓ SCS Certified Indoor Advantage Gold
 See [Materials & Finishes](#) on page 31



986-66

Mid Back, Sofa, 2 Single Seats, Arms

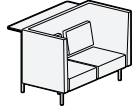
Single Upholstery	yds	sqft
	10.75	194

Multiple Upholstery	Body, Seat Cushion	10.25 185
	Lumbar Cushion	1.75 32

Outer Width	64.5"
Outer Depth	31"
Outer Height	42"
Seat Height	17.5"
Seat Depth	21.5"
Arm Height	42"
Width between Arms	57.5"
Carton Weight	305 lbs
Carton Volume	62 cu ft

COM	COL	MB LEATHER		GRADE-IN FABRICS								
		A	B	1	2	3	4	5	6	7	8	9
5867	6454	8963	9737	6555	6770	6985	7200	7415	7630	7845	8060	8275

METAL BASE Standard in Powder Coat GSA SIN 33721
 ✓ SCS Certified Indoor Advantage Gold
 See [Materials & Finishes](#) on page 31



986-66S

Mid Back, Sofa, 2 Single Seats, Arms, Touchdown Shelf

Single Upholstery	yds	sqft
	10.75	194

Multiple Upholstery	Body, Seat Cushion	10.25 185
	Lumbar Cushion	1.75 32

Outer Width	64.5"
Outer Depth	44"
Outer Height	42"
Seat Height	17.5"
Seat Depth	21.5"
Arm Height	42"
Width between Arms	57.5"

COM	COL	MB LEATHER		GRADE-IN FABRICS								
		A	B	1	2	3	4	5	6	7	8	9
8707	9578	11803	12577	9395	9610	9825	10040	10255	10470	10685	10900	11115

TOUCHDOWN SHELF	Standard in Ash											GSA SIN 33721
	Walnut						add	42				
	Corian® in Glacier White						add	783				✓ SCS Certified Indoor Advantage Gold
	Corian® in Carbon or Concrete						add	947				See Materials & Finishes on page 31
	Marble and Granite						add	1061				

METAL BASE Standard in Powder Coat



986-64LAF

Mid Back, Sofa, 2 Single Seats, Arm

Single Upholstery	yds	sqft
	9	162

Multiple Upholstery	Body, Seat Cushion	8.75 158
	Lumbar Cushion	1.75 32

Outer Width	64.5"
Outer Depth	31"
Outer Height	42"
Seat Height	17.5"
Seat Depth	21.5"
Arm Height	42"
Carton Weight	290 lbs
Carton Volume	61 cu ft

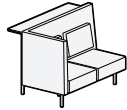
COM	COL	MB LEATHER		GRADE-IN FABRICS								
		A	B	1	2	3	4	5	6	7	8	9
5557	6113	8149	8797	6133	6313	6493	6673	6853	7033	7213	7393	7573

METAL BASE	Standard in Powder Coat												GSA SIN 33721
													✓ SCS Certified Indoor Advantage Gold
													See Materials & Finishes on page 31



986-64RAF

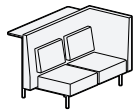
Mid Back, Sofa, 2 Single Seats, Arm, Touchdown Shelf



986-64LAFS

Single Upholstery		yds	sqft
		9	162
Multiple Upholstery	Body, Seat Cushion	8.75	158
	Lumbar Cushion	1.75	32

Outer Width	64.5"
Outer Depth	44"
Outer Height	17.5"
Seat Height	17.5"
Seat Depth	21.5"
Arm Height	42"



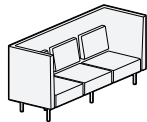
986-64RAFS

COM	COL	MB LEATHER		GRADE-IN FABRICS								
		A	B	1	2	3	4	5	6	7	8	9
8396	9236	10988	11636	8972	9152	9332	9512	9692	9872	10052	10232	10412

TOUCHDOWN SHELF	Standard in Ash											GSA SIN 33721
	Walnut							add	42			
	Corian® in Glacier White							add	783			✓ SCS Certified Indoor Advantage Gold
	Corian® in Carbon or Concrete							add	947			See Materials & Finishes on page 31
	Marble and Granite							add	1061			

METAL BASE	Standard in Powder Coat
------------	-------------------------

Mid Back, Sofa, 3 Single Seats, Arms



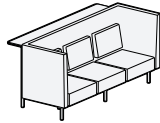
986-93

Single Upholstery		yds	sqft
		13.5	243
Multiple Upholstery	Body, Seat Cushion	12.75	230
	Lumbar Cushion	2.5	45

Outer Width	92.5"
Outer Depth	31"
Outer Height	42"
Seat Height	17.5"
Seat Depth	21.5"
Arm Height	42"
Width between Arms	85.5"
Carton Weight	410 lbs
Carton Volume	91 cu ft

COM	COL	MB LEATHER		GRADE-IN FABRICS								
		A	B	1	2	3	4	5	6	7	8	9
7696	8466	11584	12556	8560	8830	9100	9370	9640	9910	10180	10450	10720

METAL BASE	Standard in Powder Coat												GSA SIN 33721
													✓ SCS Certified Indoor Advantage Gold
													See Materials & Finishes on page 31



986-93S

Mid Back, Sofa, 3 Single Seats, Arms, Touchdown Shelf

Single Upholstery	yds	sqft
	13.5	243

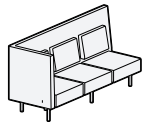
Multiple Upholstery	Body, Seat Cushion	12.75 230
	Lumbar Cushion	2.5 45

Outer Width	92.5"	
Outer Depth	44"	
Outer Height	42"	
Seat Height	17.5"	
Seat Depth	21.5"	
Arm Height	42"	
Width between Arms	85.5"	

COM	COL	MB LEATHER		GRADE-IN FABRICS								
		A	B	1	2	3	4	5	6	7	8	9
10536	11590	14424	15396	11400	11670	11940	12210	12480	12750	13020	13290	13560

TOUCHDOWN SHELF	Standard in Ash Walnut		add	42	GSA SIN 33721
	Corian® in Glacier White		add	783	✓ SCS Certified Indoor Advantage Gold
	Corian® in Carbon or Concrete		add	947	See Materials & Finishes on page 31
	Marble and Granite		add	1061	

METAL BASE Standard in Powder Coat



986-91LAF

Mid Back, Sofa, 3 Single Seats, Arm

Single Upholstery	yds	sqft
	12	216

Multiple Upholstery	Body, Seat Cushion	11.25 203
	Lumbar Cushion	2.5 45

Outer Width	92.5"	
Outer Depth	31"	
Outer Height	42"	
Seat Height	17.5"	
Seat Depth	21.5"	
Arm Height	42"	
Carton Weight	405 lbs	
Carton Volume	91 cu ft	

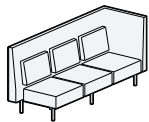
COM	COL	MB LEATHER		GRADE-IN FABRICS								
		A	B	1	2	3	4	5	6	7	8	9
7380	8118	10836	11700	8148	8388	8628	8868	9108	9348	9588	9828	10068

METAL BASE Standard in Powder Coat

GSA SIN 33721

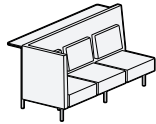
✓ SCS Certified Indoor Advantage Gold

See [Materials & Finishes](#) on page 31



986-91RAF

Mid Back, Sofa, 3 Single Seats, Arm, Touchdown Shelf

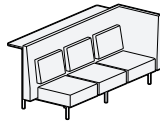


986-91LAFS

Single Upholstery		yds	sqft
		12	216

Multiple Upholstery	Body, Seat Cushion	11.25	203
	Lumbar Cushion	2.5	45

Outer Width	92.5"
Outer Depth	44"
Outer Height	42"
Seat Height	17.5"
Seat Depth	21.5"
Arm Height	42"



986-91RAFS

COM	COL	MB LEATHER		GRADE-IN FABRICS								
		A	B	1	2	3	4	5	6	7	8	9
10269	11296	13725	14589	11037	11277	11517	11757	11997	12237	12477	12717	12957

METAL BASE Standard in Powder Coat

GSA SIN 33721

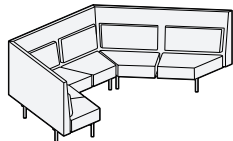
TOUCHDOWN SHELF

Standard in Ash		
Walnut	add	42
Corian® in Glacier White	add	783
Corian® in Carbon or Concrete	add	947
Marble and Granite	add	1061

✓ SCS Certified Indoor Advantage Gold

See [Materials & Finishes](#) on page 31

Mid Back, Sofa, 6 Single Seats, Angled, Armless



986-173A

Single Upholstery		yds	sqft
		35	630

Multiple Upholstery	Body, Seat Cushion	30.5	549
	Lumbar Cushion	5.75	104

Outer Width	165"
Outer Depth	71"
Outer Height	42"
Seat Height	17.5"
Seat Depth	21.5"
Carton Weight	395 lbs
Carton Volume	118 cu ft

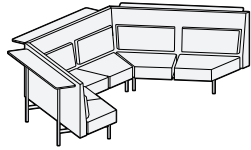
COM	COL	MB LEATHER		GRADE-IN FABRICS								
		A	B	1	2	3	4	5	6	7	8	9
20587	22646	30667	33187	22827	23527	24227	24927	25627	26327	27027	27727	28427

METAL BASE Standard in Powder Coat

GSA SIN 33721

✓ SCS Certified Indoor Advantage Gold

See [Materials & Finishes](#) on page 31



986-173AS


Mid Back, Sofa, Angled, 6 Single Seats, Armless, Touchdown Shelves

Single Upholstery	yds	sqft
	35	630

Multiple Upholstery	Body, Seat Cushion	30.5 549
	Lumbar Cushion	5.75 104

Outer Width	182"	
Outer Depth	84"	
Outer Height	42"	
Seat Height	17.5"	
Seat Depth	21.5"	

COM	COL	MB LEATHER		GRADE-IN FABRICS									
		A	B	1	2	3	4	5	6	7	8	9	
24878	27366	34958	37478	27118	27818	28518	29218	29918	30618	31318	32018	32718	
TOUCHDOWN SHELF		Standard in Ash Walnut						add	125	GSA SIN 33721			
		Corian® in Glacier White						add	2347	✓ SCS Certified Indoor Advantage Gold			
		Corian® in Carbon or Concrete						add	2626	See Materials & Finishes on page 31			
		Marble and Granite						add	3186				
METAL BASE		Standard in Powder Coat											



986-171C

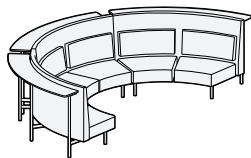
Mid Back, Sofa, Circular, 6 Single Seats, Armless

Single Upholstery	yds	sqft
	35	630

Multiple Upholstery	Body, Seat Cushion	30.5 549
	Lumbar Cushion	5.75 104

Outer Width	155"	
Outer Depth	77.5"	
Outer Height	42"	
Seat Height	17.5"	
Seat Depth	21.5"	
Carton Weight	395 lbs	
Carton Volume	118 cu ft	

COM	COL	MB LEATHER		GRADE-IN FABRICS								
		A	B	1	2	3	4	5	6	7	8	9
25524	28076	35604	38124	27764	28464	29164	29864	30564	31264	31964	32664	33364
METAL BASE		Standard in Powder Coat										
		GSA SIN 33721										
		✓ SCS Certified Indoor Advantage Gold										
		See Materials & Finishes on page 31										



986-171CS

Mid Back, Sofa, Circular, 6 Single Seats, Armless, Touchdown Shelves

Single Upholstery		yds	sqft
		35	630

Multiple Upholstery	Body, Seat Cushion	30.5	549
	Lumbar Cushion	5.75	104

Outer Width	181"
Outer Depth	90.5"
Outer Height	42"
Seat Height	17.5"
Seat Depth	21.5"

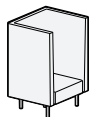
COM	COL	MB LEATHER		GRADE-IN FABRICS								
		A	B	1	2	3	4	5	6	7	8	9
29716	32688	39796	42316	31956	32656	33356	34056	34756	35456	36156	36856	37556

METAL BASE	Standard in Powder Coat	GSA SIN 33721
------------	-------------------------	---------------

TOUCHDOWN SHELF	Standard in Ash	
	Walnut	add 125
	Corian® in Glacier White	add 2347
	Corian® in Carbon or Concrete	add 2626
	Marble and Granite	add 3186

✓ SCS Certified Indoor Advantage Gold

See [Materials & Finishes](#) on page 31



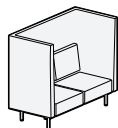
987-29

High Back, Chair, Arms

Single Upholstery	yds	sqft
	11	198

Outer Width		36.5"
Outer Depth		31"
Outer Height		54"
Seat Height		17.5"
Seat Depth		21.5"
Arm Height		54"
Width between Arms		29.5"

		MB LEATHER		GRADE-IN FABRICS								
COM	COL	A	B	1	2	3	4	5	6	7	8	9
4286	4715	7454	8246	4990	5210	5430	5650	5870	6090	6310	6530	6750
METAL BASE		Standard in Powder Coat									GSA SIN 33721	
												✓ SCS Certified Indoor Advantage Gold
												See Materials & Finishes on page 31



987-66

High Back, Sofa, 2 Single Seats, Arms

Single Upholstery	yds	sqft	
	14.5	261	

Multiple Upholstery	Body, Seat Cushion	13.25	239
	Lumbar Cushion	1.75	32

Outer Width		64.5"	
Outer Depth		31"	
Outer Height		54"	
Seat Height		17.5"	
Seat Depth		21.5"	
Arm Height		54"	
Width between Arms		57.5"	
Carton Weight		335 lbs	
Carton Volume		84 cu ft	

		MB LEATHER		GRADE-IN FABRICS								
COM	COL	A	B	1	2	3	4	5	6	7	8	9
6336	6970	10512	11556	7264	7554	7844	8134	8424	8714	9004	9294	9584
METAL BASE		Standard in Powder Coat									GSA SIN 33721	
												✓ SCS Certified Indoor Advantage Gold
												See Materials & Finishes on page 31



987-66S

High Back, Sofa, 2 Single Seats, Arms, Touchdown Shelf

Single Upholstery		yds	sqft
		14.5	261
Multiple Upholstery	Body, Seat Cushion	13.25	239
	Lumbar Cushion	1.75	32
Outer Width		64.5"	
Outer Depth		44"	
Outer Height		54"	
Seat Height		17.5"	
Seat Depth		21.5"	
Arm Height		54"	
Width between Arms		57.5"	

COM	COL	MB LEATHER		GRADE-IN FABRICS									
		A	B	1	2	3	4	5	6	7	8	9	
9173	10090	13349	14393	10101	10391	10681	10971	11261	11551	11841	12131	12421	
TOUCHDOWN SHELF		Standard in Ash Walnut						add	42	GSA SIN 33721			
		Corian® in Glacier White						add	783	✓ SCS Certified Indoor Advantage Gold			
		Corian® in Carbon or Concrete						add	947	See Materials & Finishes on page 31			
		Marble and Granite						add	1061				
METAL BASE		Standard in Powder Coat											

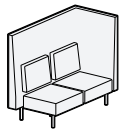


987-64LAF

High Back, Sofa, 2 Single Seats, Arm

Single Upholstery		yds	sqft
		11.75	212
Multiple Upholstery	Body, Seat Cushion	10.25	185
	Lumbar Cushion	1.75	32
Outer Width		64.5"	
Outer Depth		31"	
Outer Height		54"	
Seat Height		17.5"	
Seat Depth		21.5"	
Arm Height		54"	
Carton Weight		320 lbs	
Carton Volume		84 cu ft	

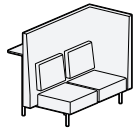
COM	COL	MB LEATHER		GRADE-IN FABRICS								
		A	B	1	2	3	4	5	6	7	8	9
5896	6486	9280	10126	6648	6883	7118	7353	7588	7823	8058	8293	8528
METAL BASE		Standard in Powder Coat										
		GSA SIN 33721										
		✓ SCS Certified Indoor Advantage Gold										
		See Materials & Finishes on page 31										



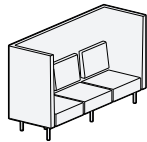
987-64RAF



987-64LAFS



987-64RAFS



987-93

High Back, Sofa, 2 Single Seats, Arm, Touchdown Shelf

Single Upholstery		yds	sqft
		11.75	212

Multiple Upholstery	Body, Seat Cushion	10.25	185
	Lumbar Cushion	1.75	32

Outer Width	64.5"
Outer Depth	44"
Outer Height	54"
Seat Height	17.5"
Seat Depth	21.5"
Arm Height	54"

High Back, Sofa, 3 Single Seats, Arms

Single Upholstery		yds	sqft
		17.5	315

Multiple Upholstery	Body, Seat Cushion	15.75	284
	Lumbar Cushion	2.5	45

Outer Width	92.5"
Outer Depth	31"
Outer Height	54"
Seat Height	17.5"
Seat Depth	21.5"
Arm Height	54"
Width between Arms	85.5"
Carton Weight	395 lbs
Carton Volume	118 cu ft

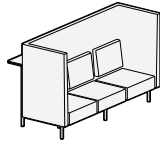
COM	COL	MB LEATHER		GRADE-IN FABRICS								
		A	B	1	2	3	4	5	6	7	8	9
8735	9609	12119	12965	9487	9722	9957	10192	10427	10662	10897	11132	11367

TOUCHDOWN SHELF	Standard in Ash											GSA SIN 33721
	Walnut						add	42				✓ SCS Certified Indoor Advantage Gold
	Corian® in Glacier White						add	783				See Materials & Finishes on page 31
	Corian® in Carbon or Concrete						add	947				
	Marble and Granite						add	1061				

METAL BASE	Standard in Powder Coat
------------	-------------------------

COM	COL	MB LEATHER		GRADE-IN FABRICS								
		A	B	1	2	3	4	5	6	7	8	9
8156	8972	13196	14456	9276	9626	9976	10326	10676	11026	11376	11726	12076

METAL BASE	Standard in Powder Coat												GSA SIN 33721
													✓ SCS Certified Indoor Advantage Gold
													See Materials & Finishes on page 31



987-93S

High Back, Sofa, 3 Single Seats, Arms, Touchdown Shelf

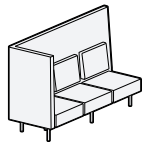
Single Upholstery		yds	sqft
		17.5	315
Multiple Upholstery	Body, Seat Cushion	15.75	284
	Lumbar Cushion	2.5	45

Outer Width	92.5"
Outer Depth	44"
Outer Height	54"
Seat Height	17.5"
Seat Depth	21.5"
Arm Height	54"
Width between Arms	85.5"

COM	COL	MB LEATHER		GRADE-IN FABRICS								
		A	B	1	2	3	4	5	6	7	8	9
10995	12095	16035	17295	12115	12465	12815	13165	13515	13865	14215	14565	14915

METAL BASE	Standard in Powder Coat	GSA SIN 33721
TOUCHDOWN SHELF	Standard in Ash	✓ SCS Certified Indoor Advantage Gold
	Walnut	add 42
	Corian® in Glacier White	add 783
	Corian® in Carbon or Concrete	add 947
	Marble and Granite	add 1061

See [Materials & Finishes](#) on page 31



987-91LAF

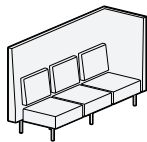
High Back, Sofa, 3 Single Seats, Arm LAF

Single Upholstery		yds	sqft
		15	270
Multiple Upholstery	Body, Seat Cushion	13.75	248
	Lumbar Cushion	2.5	45

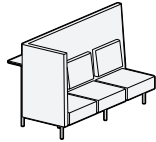
Outer Width	92.5"
Outer Depth	31"
Outer Height	54"
Seat Height	17.5"
Seat Depth	21.5"
Arm Height	54"
Carton Weight	465 lbs
Carton Volume	118 cu ft

COM	COL	MB LEATHER		GRADE-IN FABRICS								
		A	B	1	2	3	4	5	6	7	8	9
7843	8627	12163	13243	8803	9103	9403	9703	10003	10303	10603	10903	11203

METAL BASE	Standard in Powder Coat	GSA SIN 33721
		✓ SCS Certified Indoor Advantage Gold
		See Materials & Finishes on page 31



987-91RAF

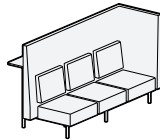


987-91LAFS

High Back, Sofa, 3 Single Seats, Arm, Touchdown Shelf

Single Upholstery		yds	sqft
		15	270
Multiple Upholstery	Body, Seat Cushion	13.75	248
	Lumbar Cushion	2.5	45

Outer Width	92.5"
Outer Depth	44"
Outer Height	54"
Seat Height	17.5"
Seat Depth	21.5"
Arm Height	54"



987-91RAFS

COM	COL	MB LEATHER		GRADE-IN FABRICS								
		A	B	1	2	3	4	5	6	7	8	9
10682	11750	15002	16082	11642	11942	12242	12542	12842	13142	13442	13742	14042

METAL BASE Standard in Powder Coat

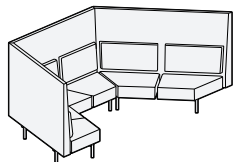
GSA SIN 33721

TOUCHDOWN SHELF

Standard in Ash		
Walnut	add	42
Corian® in Glacier White	add	783
Corian® in Carbon or Concrete	add	947
Marble and Granite	add	1061

✓ SCS Certified Indoor Advantage Gold

See [Materials & Finishes](#) on page 31



987-173A

High Back, Sofa, Angled, 6 Single Seats, Armless

Single Upholstery		yds	sqft
		37	666
Multiple Upholstery	Body, Seat Cushion	32.5	585
	Lumbar Cushion	6	108

Outer Width	165"
Outer Depth	71"
Outer Height	54"
Seat Height	17.5"
Seat Depth	21.5"
Carton Weight	395 lbs
Carton Volume	118 cu ft

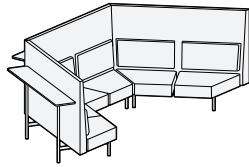
COM	COL	MB LEATHER		GRADE-IN FABRICS								
		A	B	1	2	3	4	5	6	7	8	9
22011	24212	32667	35331	24379	25119	25859	26599	27339	28079	28819	29559	30299

METAL BASE Standard in Powder Coat

GSA SIN 33721

✓ SCS Certified Indoor Advantage Gold

See [Materials & Finishes](#) on page 31



987-173AS

High Back, Sofa, Angled, 6 Single Seats, Armless, Touchdown Shelves

Single Upholstery		yds	sqft
		37	666

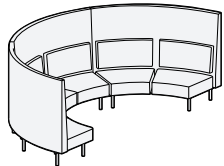
Multiple Upholstery	Body, Seat Cushion	32.5	585
	Lumbar Cushion	6	108

Outer Width	182"
Outer Depth	84"
Outer Height	54"
Seat Height	17.5"
Seat Depth	21.5"

COM	COL	MB LEATHER		GRADE-IN FABRICS								
		A	B	1	2	3	4	5	6	7	8	9
26204	28824	36860	39524	28572	29312	30052	30792	31532	32272	33012	33752	34492

METAL BASE	Standard in Powder Coat	GSA SIN 33721
TOUCHDOWN SHELF	Standard in Ash	✓ SCS Certified Indoor Advantage Gold
	Walnut	add 125
	Corian® in Glacier White	add 2347
	Corian® in Carbon or Concrete	add 2626
	Marble and Granite	add 3186

See [Materials & Finishes](#) on page 31



987-171C

High Back, Sofa, Circular, 6 Single Seats, Armless

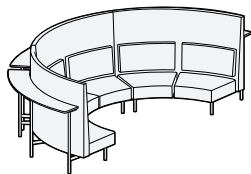
Single Upholstery		yds	sqft
		37	666

Multiple Upholstery	Body, Seat Cushion	32.5	585
	Lumbar Cushion	6	108

Outer Width	155"
Outer Depth	77.5"
Outer Height	54"
Seat Height	17.5"
Seat Depth	21.5"
Carton Weight	395 lbs
Carton Volume	118 cu ft

COM	COL	MB LEATHER		GRADE-IN FABRICS								
		A	B	1	2	3	4	5	6	7	8	9
27617	30379	38273	40937	29985	30725	31465	32205	32945	33685	34425	35165	35905

METAL BASE	Standard in Powder Coat	GSA SIN 33721
		✓ SCS Certified Indoor Advantage Gold
		See Materials & Finishes on page 31



987-171CS

High Back, Sofa, Circular, 6 Single Seats, Armless, Touchdown Shelves

Single Upholstery		yds	sqft
		37	666

Multiple Upholstery	Body, Seat Cushion	32.5	585
	Lumbar Cushion	6	108

Outer Width	181"
Outer Depth	90.5"
Outer Height	54"
Seat Height	17.5"
Seat Depth	21.5"

COM	COL	MB LEATHER		GRADE-IN FABRICS								
		A	B	1	2	3	4	5	6	7	8	9
31956	35152	42612	45276	34324	35064	35804	36544	37284	38024	38764	39504	40244

TOUCHDOWN SHELF	Standard in Ash		
	Walnut	add	125
	Corian® in Glacier White	add	2347
	Corian® in Carbon or Concrete	add	2626
	Marble and Granite	add	3186

GSA SIN 33721

✓ SCS Certified Indoor Advantage Gold

See [Materials & Finishes](#) on page 31

METAL BASE	Standard in Powder Coat
------------	-------------------------



988-30M

Banquette, Mid Back, Single Sided


Single Upholstery		yds	sqft
		6	108

Multiple Upholstery	Lumbar Cushion	1.75	32
	Body, Seat Cushion	6.75	122

Outer Width	30"
Outer Depth	30"
Outer Height	42"
Seat Height	19"
Seat Depth	20.5"
Carton Volume	45 cu ft

COM	COL	MB LEATHER		GRADE-IN FABRICS								
		A	B	1	2	3	4	5	6	7	8	9
3992	4391	5720	6152	4376	4496	4616	4736	4856	4976	5096	5216	5336

METAL BASE Standard in Powder Coat GSA SIN 33721
 ✓ SCS Certified Indoor Advantage Gold
 See [Materials & Finishes](#) on page 31



988-30MBTB

Banquette, Mid Back, Back-to-Back

Single Upholstery		yds	sqft
		10	180

Multiple Upholstery	Body, Seat Cushion	6.75	122
	Lumbar Cushion	1.75	32

Outer Width	30"
Outer Depth	57"
Outer Height	42"
Seat Height	19"
Seat Depth	20.5"
Carton Volume	80 cu ft

COM	COL	MB LEATHER		GRADE-IN FABRICS								
		A	B	1	2	3	4	5	6	7	8	9
6380	7018	9260	9980	7020	7220	7420	7620	7820	8020	8220	8420	8620

METAL BASE Standard in Powder Coat GSA SIN 33721
 ✓ SCS Certified Indoor Advantage Gold
 See [Materials & Finishes](#) on page 31



988-30H

Banquette, High Back, Single Sided

Single Upholstery		yds	sqft
		6.5	117

Multiple Upholstery	Body, Seat Cushion	6.75	122
	Lumbar Cushion	1.75	32

Outer Width	30"
Outer Depth	30"
Outer Height	54"
Seat Height	19"
Seat Depth	20.5"
Carton Volume	45 cu ft

COM	COL	MB LEATHER		GRADE-IN FABRICS								
		A	B	1	2	3	4	5	6	7	8	9
4192	4611	6064	6532	4608	4738	4868	4998	5128	5258	5388	5518	5648

METAL BASE Standard in Powder Coat

GSA SIN 33721

✓ SCS Certified Indoor Advantage Gold

See [Materials & Finishes](#) on page 31



988-30HBTB

Banquette, High Back, Back-to-Back

Single Upholstery		yds	sqft
		11	198

Multiple Upholstery	Lumbar Cushion	3.5	63
	Body, Seat Cushion	10.75	194

Outer Width	30"
Outer Depth	57"
Outer Height	54"
Seat Height	19"
Seat Depth	20.5"
Carton Volume	73 cu ft

COM	COL	MB LEATHER		GRADE-IN FABRICS								
		A	B	1	2	3	4	5	6	7	8	9
6780	7458	9948	10740	7484	7704	7924	8144	8364	8584	8804	9024	9244

METAL BASE Standard in Powder Coat

GSA SIN 33721

✓ SCS Certified Indoor Advantage Gold

See [Materials & Finishes](#) on page 31



988-51M

Banquette, Mid Back, Single Sided

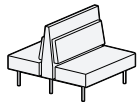
Single Upholstery		yds	sqft
		8.25	149

Multiple Upholstery	Body, Seat Cushion	6.75	122
	Lumbar Cushion	1.75	32

Outer Width	48"
Outer Depth	30"
Outer Height	42"
Seat Height	19"
Seat Depth	20.5"
Carton Volume	45 cu ft

COM	COL	MB LEATHER		GRADE-IN FABRICS								
		A	B	1	2	3	4	5	6	7	8	9
4890	5379	7266	7860	5418	5583	5748	5913	6078	6243	6408	6573	6738

METAL BASE Standard in Powder Coat GSA SIN 33721
 ✓ SCS Certified Indoor Advantage Gold
 See [Materials & Finishes](#) on page 31



988-51MBTB

Banquette, Mid Back, Back-to-Back

Single Upholstery		yds	sqft
		14.5	261

Multiple Upholstery	Body, Seat Cushion	10.75	194
	Lumbar Cushion	3.5	63

Outer Width	48"
Outer Depth	57"
Outer Height	42"
Seat Height	19"
Seat Depth	20.5"
Carton Volume	73 cu ft

COM	COL	MB LEATHER		GRADE-IN FABRICS								
		A	B	1	2	3	4	5	6	7	8	9
7846	8631	12022	13066	8774	9064	9354	9644	9934	10224	10514	10804	11094

METAL BASE Standard in Powder Coat GSA SIN 33721
 ✓ SCS Certified Indoor Advantage Gold
 See [Materials & Finishes](#) on page 31



988-51H

Banquette, High Back, Single Sided

Single Upholstery		yds	sqft
		9	162

Multiple Upholstery	Lumbar Cushion	1.75	32
	Body, Seat Cushion	7.5	135

Outer Width	48"
Outer Depth	30"
Outer Height	54"
Seat Height	19"
Seat Depth	20.5"
Carton Volume	56 cu ft

COM	COL	MB LEATHER		GRADE-IN FABRICS								
		A	B	1	2	3	4	5	6	7	8	9
5207	5728	7799	8447	5783	5963	6143	6323	6503	6683	6863	7043	7223

METAL BASE Standard in Powder Coat GSA SIN 33721
 ✓ SCS Certified Indoor Advantage Gold
 See [Materials & Finishes](#) on page 31



988-51HBTB

Banquette, High Back, Back-to-Back

Single Upholstery		yds	sqft
		14.5	261

Multiple Upholstery	Lumbar Cushion	3.5	63
	Body, Seat Cushion	11.5	207

Outer Width	48"
Outer Depth	57"
Outer Height	54"
Seat Height	19"
Seat Depth	20.5"
Carton Volume	56 cu ft

COM	COL	MB LEATHER		GRADE-IN FABRICS								
		A	B	1	2	3	4	5	6	7	8	9
8249	9074	12425	13469	9177	9467	9757	10047	10337	10627	10917	11207	11497

METAL BASE Standard in Powder Coat GSA SIN 33721
 ✓ SCS Certified Indoor Advantage Gold
 See [Materials & Finishes](#) on page 31

Bench, 26" Bench



981-26B

Single Upholstery	yds	sqft
	1.75	32

Outer Width	26.5"	
Outer Depth	24"	
Outer Height	17.5"	
Carton Weight	75 lbs	
Carton Volume	9 cu ft	

COM	COL	MB LEATHER		GRADE-IN FABRICS								
		A	B	1	2	3	4	5	6	7	8	9
2366	2603	2870	2996	2478	2513	2548	2583	2618	2653	2688	2723	2758

METAL BASE Standard in Powder Coat GSA SIN 33721

✓ SCS Certified Indoor Advantage Gold

See [Materials & Finishes](#) on page 31

Bench, 54" Bench



981-54B

Single Upholstery	yds	sqft
	2.75	50

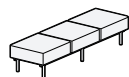
Outer Width	54.5"	
Outer Depth	24"	
Outer Height	17.5"	
Carton Weight	135 lbs	
Carton Volume	18 cu ft	

COM	COL	MB LEATHER		GRADE-IN FABRICS								
		A	B	1	2	3	4	5	6	7	8	9
3991	4390	4783	4981	4167	4222	4277	4332	4387	4442	4497	4552	4607

METAL BASE Standard in Powder Coat GSA SIN 33721

✓ SCS Certified Indoor Advantage Gold

See [Materials & Finishes](#) on page 31



981-82B

Bench, 82" Bench

Single Upholstery	yds	sqft
	4	72
.....		
Outer Width		82.5"
Outer Depth		24"
Outer Height		17.5"
Carton Weight		115 lbs
Carton Volume		31 cu ft

COM	COL	MB LEATHER		GRADE-IN FABRICS								
		A	B	1	2	3	4	5	6	7	8	9
4983	5481	6135	6423	5239	5319	5399	5479	5559	5639	5719	5799	5879

METAL BASE Standard in Powder Coat GSA SIN 33721

✓ SCS Certified Indoor Advantage Gold

See [Materials & Finishes](#) on page 31

Table, Round, High, Centered Post



982-15C

Outer Width	15"
Outer Depth	15"
Outer Height	26.5"
Carton Weight	42 lbs
Carton Volume	5 cu ft

SELF EDGE				
Ash Veneer	Walnut Veneer	Corian®	Stone	Laminate
1439	1489	2074	2231	1429

TABLE TOP	Corian® Standard in Glacier White			
	Corian® in Carbon or Concrete	add	91	

GSA SIN 33721

✓ SCS Certified Indoor Advantage Gold

TABLE METAL BASE	Standard in Powder Coat
------------------	-------------------------

See [Materials & Finishes](#) on page 31

Table, Round, High, Off-Centered Post



982-15CO

Outer Width	15"
Outer Depth	15"
Outer Height	26.5"

SELF EDGE				
Ash Veneer	Walnut Veneer	Corian®	Stone	Laminate
1433	1481	2069	2217	1424

TABLE TOP	Corian® Standard in Glacier White			
	Corian® in Carbon or Concrete	add	91	

GSA SIN 33721

✓ SCS Certified Indoor Advantage Gold

TABLE METAL BASE	Standard in Powder Coat
------------------	-------------------------

See [Materials & Finishes](#) on page 31

Table, Round, Mid-Centered Post



982-16C

Outer Width	15"
Outer Depth	15"
Outer Height	23"
Carton Weight	42 lbs
Carton Volume	5 cu ft

SELF EDGE				
Ash Veneer	Walnut Veneer	Corian®	Stone	Laminate
1418	1469	2049	2210	1407

TABLE TOP	Corian® Standard in Glacier White			
	Corian® in Carbon or Concrete	add	91	

GSA SIN 33721

✓ SCS Certified Indoor Advantage Gold

TABLE METAL BASE	Standard in Powder Coat
------------------	-------------------------

See [Materials & Finishes](#) on page 31

Table, Round, Mid, Off-Centered Post



982-16CO

Outer Width	15"
Outer Depth	15"
Outer Height	23"
Carton Weight	42 lbs
Carton Volume	5 cu ft

SELF EDGE				
Ash Veneer	Walnut Veneer	Corian®	Stone	Laminate
1410	1459	2045	2193	1400

TABLE TOP	Corian® Standard in Glacier White			
	Corian® in Carbon or Concrete	add	91	

GSA SIN 33721

✓ SCS Certified Indoor Advantage Gold

TABLE METAL BASE	Standard in Powder Coat
------------------	-------------------------

See [Materials & Finishes](#) on page 31

Table, Rectangle, High, Centered Post



982-15R

Outer Width	10"
Outer Depth	15"
Outer Height	26.5"
Carton Weight	40 lbs
Carton Volume	5 cu ft

SELF EDGE				
Ash Veneer	Walnut Veneer	Corian®	Stone	Laminate
1286	1336	1920	2072	1265

TABLE TOP	Corian® Standard in Glacier White			
	Corian® in Carbon or Concrete	add	91	

GSA SIN 33721

✓ SCS Certified Indoor Advantage Gold

TABLE METAL BASE	Standard in Powder Coat
------------------	-------------------------

See [Materials & Finishes](#) on page 31

Table, Rectangle, High, Off-Centered Post



982-15RO

Outer Width	10"
Outer Depth	15"
Outer Height	26.5"
Carton Weight	40 lbs
Carton Volume	5 cu ft

SELF EDGE				
Ash Veneer	Walnut Veneer	Corian®	Stone	Glass Top, Veneer Surround
1280	1329	1912	2072	1265

TABLE TOP	Corian® Standard in Glacier White			
	Corian® in Carbon or Concrete	add	91	

GSA SIN 33721

✓ SCS Certified Indoor Advantage Gold

TABLE METAL BASE	Standard in Powder Coat
------------------	-------------------------

See [Materials & Finishes](#) on page 31

REVEAL

Martin
/ Bratrud



982-30C

Table, Round

Outer Width	30"
Outer Depth	30"
Outer Height	17.5"
Carton Weight	70 lbs
Carton Volume	12 cu ft

SELF EDGE				
Ash Veneer	Walnut Veneer	Corian®	Stone	Laminate
2762	2824	3969	4120	2745

TABLE TOP	Corian® Standard in Glacier White			
	Corian® in Carbon or Concrete	add	132	

GSA SIN 33721

✓ SCS Certified Indoor Advantage Gold

TABLE METAL BASE	Standard in Powder Coat
---------------------	-------------------------

See [Materials & Finishes](#) on page 31

Notes

Metal Base & Legs

(Specify Martin Brattrud Finish)

Standard: Powder Coat

[View Powder Coat - Metallics](#)

[View Powder Coat - Neutrals](#)

[View Powder Coat - Color](#)

Custom Powder Coat Finish produced upon receipt of a customer supplied RAL# and fee of \$385 Net, with a minimum order of 10.

Table Tops and Touchdown Shelves

(Specify Martin Brattrud Finish)

Wood Standard: Ash veneer

Wood Premium: Walnut veneer

[View Ash Wood Standard Finishes](#)

[View Walnut Wood Standard Finishes](#)

Custom Wood Finishes: Customer to provide finish sample for factory matching. Factory to send matched sample to customer for approval. For each unique finish per order add \$200 Net.

Corian® Standard: Glacier White (**GW**) .5" thick







































Corian® Premium: Concrete (**CNT**) and Carbon (**CCT**) .5" thick

Stone Standard: Black Granite (**BG**) or Carrara Marble (**CM**) .75" thick

Power

Available. Contact factory for more information.

Materials & Finishes

Metal	POWDER COAT - COLOR	 CLD Cloud	 CMT Cement	 MTL Gunmetal	 SEA Deep Sea	 VBG Vandenberg	 DNE Dune
		 CRL Coral	 AGV Agave	 CHR Churro			
	POWDER COAT - NEUTRALS	 SRG Sugar Gloss	 SGM Sugar Matte	 CBG Carbon Gloss	 CBN Carbon Matte		
	POWDER COAT - METALLICS	 SIL Silver	 LD Lead	 BRZ Bronze	 FLI Flint	 MCA Mica	
Wood	ASH	 ASH1 Shoji	 ASH2 Cinder	 ASH3 Storm	 ASH8 Natural	 ASH9 Coal	 ASH10 Driftwood
		 ASH11 Burro	 ASH12 Char	 ASH13 Dune	 ASH14 Coral	 ASH15 Agave	 ASH16 Deep Sea
		 ASH17 Vandenberg					
	WALNUT	 WAL1 Natural	 WAL2 Deep				
Corian®	CORIAN®	 GW Glacier White	 CNT Concrete	 CCT Carbon			
Stone	MARBLE AND GRANITE	 CM Carrara Marble	 BG Black Granite				

Notes

SEE FINISHES ONLINE

WOOD: <https://martinbrattrud.com/Wood>

METAL & PAINT: <https://martinbrattrud.com/Metal>

CORIAN®: <https://martinbrattrud.com/Corian®>

STONE: <https://martinbrattrud.com/Stone>