

Martin Bratrud

GSA

Price List

2018

This page is intentionally left blank

GENERAL SERVICES ADMINISTRATION

Federal Supply Service Authorized Federal Supply Schedule Price List

Online access to contract ordering information, terms and conditions, up to date pricing, and the option to create an electronic delivery order are available through GSA Advantage, a menu driven database system. For more information, please go to GSAAdvantage.gov

71 I - Office Furniture, FSC 7110;
NAICS 337214 GS-28F-0014R
Effective Date January 1, 2017 Supplement 7
For more information on ordering from Federal Supply Schedules click on the FSS Schedules button at fss.gsa.gov

February 25, 2015 - February 24, 2020

Martin Brattrud Inc.
1224 West 132nd Street
Gardena, CA 90247
T (323) 770 4171
martinbrattrud.com

Small Business DUNS 008385973

1	SIN 711-11	Tables & Accessories	page xx
	SIN 711-16	Lounge Seating	page xx
	SIN 711-18	Banquette Seating	page xx
	SIN 711-95	Installation Services	refer to block 19

2	MAXIMUM ORDER
	SIN 711-11 \$500,000 for tables
	SIN 711-16 \$300,000 for lounge
	SIN 711-18 \$200,000 for multi-purpose
SIN 711-95 \$150,000 for installation	

SIN	MODEL	DESCRIPTION	PRICE
SIN 711-11	1504-80	Assembl: Single Hanger Accessory	\$50.39
SIN 711-11	1504-12RO	Assembl: Open Offset Table	\$355.68
SIN 711-16	3255-025	Q-Bitz: Ottoman	\$519.19
SIN 711-18	1035-03	Capra: Side Chair, Armless	\$375.93
SIN 711-95	Install	Install under \$150,000 CLIN	12% of product

3	MINIMUM ORDER
	\$100 Net (\$203 List)

4	GEOGRAPHIC COVERAGE
	CONUS/POE

5	POINT OF PRODUCTION
	Gardena, Los Angeles County, CA

6	DISCOUNT FROM LIST PRICES
	50.6% (ie. multiplier .494)

7	QUANTITY DISCOUNTS	
	Order volume tier (List)	Discount
	\$ 203.00 - \$ 20,245.00	50.6%
	\$ 20,246.00 - \$ 42,645.00	53.1%
	\$ 42,646.00 - \$ 65,220.00	54.0%
	\$ 65,221.00 - \$101,125.00	55.5%
\$101,126.00 - \$139,210.00	56.9%	
\$139,211.00 - \$473,930.00	57.8%	

Quantity discounts do not apply to Graded-in upholstery material (apply base discount only to difference between COM/ COL price and the fabric grade) Contract contractor for assistance.

8	PROMPT PAYMENT TERMS
	Net 30

9 Government purchase cards are accepted below, at, and above the micro-purchase threshold. (See block 17)

10	FOREIGN ITEMS
	None

11	TIME OF DELIVERY (shipment)
	45 Days ARO (subject to receipt of COM/COL and/or approval of special wood finishes)

OVERNIGHT & 2-DAY DELIVERY
None offered.

Selected items (ADP) are available in 15 days upon request. NB* Shipments shall be as per Martin Brattrud Guaranteed Freight Program. Orders shall contain a CLIN for the prescribed freight calculation to be considered for ADP.

URGENT REQUIREMENTS
This contract contains an "Urgent Requirements" clause (I-FSS-140-B). Agencies may contact the Contractor's representative to affect a faster delivery.

12	F.O.B.
	Origin, CONUS / POE. Freight pre-paid and added as per Manufactures published commercial practice unless otherwise directed by the government.

13	ORDERING ADDRESS
	Martin Brattrud Inc.
	1224 West 132nd Street
	Gardena, California 90247
T 323 770 4171	

ORDERING PROCEDURES
For supplies and services, the ordering procedures, information on Blanket Purchase Agreements (BPA's), and a sample BPA, go to the GSA/FSS Schedule homepage, (fss.gsa.gov schedules). Activities are asked. Reference "Participating Representatives" in the body of the order.

14 PAYMENT ADDRESS
Martin Brattrud Inc.
1224 W. 132nd Street
Gardena, California 90247

15 WARRANTY
Standard written commercial
warranty

16 EXPORT PACKING
None offered. Contact contractor

**17 TERMS AND CONDITIONS OF GOVERNMENT
PURCHASE CARD ACCEPTANCE**
Oral/Verbal orders shall be confirmed in writing to include a
signature. No additional thresholds or discounts.

18 EXPORT PACKING
None offered. Contact contractor

19 TERMS AND CONDITIONS OF INSTALLATION
For installation orders under \$150,000.00, with normal delivery
conditions; (i.e. normal business hours, unrestricted access, stan-
dard docks and elevators as maybe required) services shall be NTE
12% of product net. Orders above \$150,000.00 shall be negotiated
on a project by project basis.

**20 TERMS AND CONDITIONS
OF REPAIR PARTS**
Available as commercial practice

**21 SERVICE AND
DISTRIBUTION POINTS**
Contact contractor, see
website

22 PARTICIPATING DEALERS
Contact contractor,
see website

23 PREVENTIVE MAINTENANCE
Contact contractor

**24 SPECIAL ATTRIBUTES
(IE. RECYCLED
CONTENT, ETC.)**
A variety of products
and offerings contain
high post-consumer
recycled content.
Contact contractor for
more details.
Section 508: N/A

25 DUNS NUMBER
DUNS 008385973
CAGE 3J9H8
FEIN 95-3134228

26 Martin Brattrud Inc. is
registered in the System for
Award Management (SAM)
database.

27 INSPECTION/ACCEPTANCE
The Government or its designate shall inspect products for visible
or concealed damage upon receipt. Visible damage shall be
annotated upon the shipping documents, and the carrier notified
for inspection. Items shall be inspected for concealed damage
within 15 days in accordance with NMF transportation tariff. Prior
to inspection, do not remove, relocate or dispose of packaging.

28 CANCELLATION
Cancellation shall be No Charge
prior to production. Once in
production the contractor shall be
entitled to collect cost incurred
if products are not sold within
120 days. Upon shipment, refer
to #29.

29 RESTOCKING
Restocking shall be authorized in writing prior to return of items.
Restocking charges of 25% shall apply. The government shall pay
and bear responsibility for return transportation. Return credit
is subject to inspection and product being returned in salable
condition.

<u>INTRODUCTION</u>		<u>INTRODUCTION INDEX OF LOUNGE CHAIRS</u>			<u>NUMERICAL INDEX OF LOUNGE CHAIRS</u>		
	Page #	Style Name	Style #	Page #	Style #	Style Name	Page #
<u>TERMS OF SALE</u>	1-2	Adare	880	13	230-32	Fold	96-102
Prices / Construction		Assembli	1501-03	14-56	233	Fold HB	103
Terms Credit / Order		Atomo	3216	57	247-48	Bristol	67-76
Change Order / Cancellation		Augusta	370	58	260	Edinburgh	91
Returns / Delivery / Shipping		Ballybunion	1207	59	261	Edinburgh II	92
COM / Shipments / Storage		Baltusrol	340	60	262	Edinburgh HB	93
Claims / Warranty		Blackburn	760	61	290	Links	118-123
		Blarney	1001	62	340	Baltusrol	60
		Braemar	785	63-66	370	Augusta	58
<u>ORDERING DETAILS</u>	2-4	Bristol	247-48	67-76	480	Kurve	116-117
Custom Designs		Canterbury	945	77	520	Times Square	216
Standard Wood Finishes		Capra	1035	78-83	530	Serif	202-204
Custom Wood Finishes		Cardiff	1060	84-85	540-42	St. Germain	208-210
Leathers, Grade-In Partners		Carmel	702	86	630-34	One	171-179
Faux Leathers		Cypress	820	87	640	Occhio	167-169
Masquerade & Indulgence		Delaney	1030	88-89	702	Carmel	86
Textile / COM, COL		Durnoch	825	90	707	Kinsale	114-115
		Edinburgh	260	91	760	Blackburn	61
		Edinburgh II	261	92	785	Braemar	63-66
<u>PRODUCT INFORMATION</u>	3-4	Edinburgh HB	262	93	802	Flex	94-95
Estimating Yardage Req		Flex	802	94-95	810	Shamrock	205
Pillows / Measurements &		Fold	230-32	96-102	820	Cypress	87
Weights / Flammability		Fold HB	233	103	825	Durnoch	90
		Gleneagles	840	105-106	840	Gleneagles	105-105
<u>ACCELERATED DELIVERY PROGRAM</u>	4	Greystone	1050	107	845	Highlands	110-112
QuickShip15		Heritage	910	108-109	870	Prestwick	181
		Highlands	845	110-112	880	Adare	13
		K-2	943	113	910	Heritage	108-109
<u>GUARANTEED FREIGHT PRGM</u>	5	Kinsale	707	114-115	915	Stonehenge	211-214
<u>LEATHERS/FAUX LEATHERS</u>	6-10	Kurve	480	116-117	932-33	Monument	162-166
Martin Brattrud Leathers &		Links	290	118-123	943	K-2	113
Masquerade		Lundin	1005	124-126	945	Canterbury	77
		Maitias	1025	127	980-988	Reveal	186-200
		McKeldin	1045	128-130	1001	Blarney	62
<u>ORDERING PROCEDURE &</u>		Medinah	1924-26	131-160	1005	Lundin	124-126
<u>KEY TO DIMENSIONS</u>	10	Monument	932-33	162-166	1010	Prince	182
		Occhio	640	167-169	1020	Urbeyn	217
<u>LOUNGE COLLECTIONS</u>	12	One	630-34	171-179	1025	Maitias	127
		Prestwick	870	181	1030	Delaney	88-89
<u>BANQUETTES</u>	224	Prince	1010	182	1035	Capra	78-83
		Q-Bitz	3255	183-185	1045	McKeldin	128-130
<u>TABLES</u>	262	Reveal	980-88	186-200	1050	Greystone	107
		Serif	530	202-204	1060	Cardiff	84-85
		Shamrock	810	205	1207	Ballybunion	59
<u>ACCESSORIES</u>	312	Spyglass	3645	207	1501	Assembli	14-56
		St. Germain	540-42	208-210	1924-26	Medinah	131-160
		Stonehenge	915	211-214	2006	Wexford	218
		Times Square	520	216	2413	Xavier	219-22
		Urbeyn	1020	217	3216	Atomo	57
		Wexford	2006	218	3255	Q-Bitz	183-185
		Xavier	2413	219-222	3645	Spyglass	207

<u>INTRODUCTION</u>		<u>INTRODUCTION INDEX OF BANQUETTES</u>		<u>NUMERICAL INDEX OF BANQUETTES</u>			
	Page #	Style Name	Style #	Page #	Style #	Style Name	Page #
<u>TERMS OF SALE</u>	1-2	Bristol	246	227-232	246	Bristol	227-232
Prices / Construction		K-2	940-41	233-237	930-31	Monument	255-258
Terms Credit / Order		La Jolla	970	238-241	940-41	K-2	233-237
Change Order / Cancellation		La Moye	965-67	242-244	950	Lakeside	247-248
Returns / Delivery / Shipping		La Purisma	955	245	955	La Purisma	245
COM / Shipments / Storage		La Quinta	960	246	960	La Quinta	246
Claims / Warranty		Lakeside	650	247-248	965-67	La Moye	242-244
<u>ORDERING DETAILS</u>	2-4	Medinah	1928-29	249-254	970	La Jolla	238-241
Custom Designs		Monument	930-31	255-258	980-83	Reveal	259-260
Standard Wood Finishes		Reveal	980-83	259-260	1928-29	Medinah	249-254
Custom Wood Finishes		<u>INTRODUCTION INDEX OF TABLES</u>		<u>NUMERICAL INDEX OF TABLES</u>			
Leathers, Grade-In Partners		Style Name	Style #	Page #	Style #	Style Name	Page #
Faux Leathers		Arbre	446	263	231	Fold	274-275
Masquerade & Indulgence		Assembli	1504	264	235	Tripod	309
Textile / COM, COL		Braemar	784	265-266	249	Bristol	267-269
<u>PRODUCT INFORMATION</u>	3-4	Bristol	249	267-269	272	Sterling	307-308
Estimating Yardage Req		Capra	1036	270	291-93	Links	286-289
Pillows / Measurements &		Contollo	1602	271-272	310	Makayla	294
Weights / Flammability		Cor-Bitz	227	273	446	Arbre	263
<u>ACCELERATED DELIVERY PROGRAM</u>	4	Fold	231	274-275	481	Kurve	285
QuickShip15		Jetty	1842	276-282	531-32	Serif	304-305
<u>GUARANTEED FREIGHT PRGM</u>	5	Knightswood	2210	283-284	541	St. Germain	306
<u>LEATHERS/FAUX LEATHERS</u>	6-10	Kurve	481	285	632	One	300-301
Martin Brattrud Leathers &		Links	291-93	286-289	641	Occhio	299
Masquerade		Lundin	1006	290	741	Cor-Bitz	273
<u>ORDERING PROCEDURE &</u>		Lutta	801	291-293	784	Braemar	265-266
<u>KEY TO DIMENSIONS</u>	10	Makayla	310	294	801	Lutta	291-293
<u>LOUNGE COLLECTIONS</u>	12	Manele	2003	295	982	Reveal	302-303
<u>BANQUETTES</u>	224	Medinah	1927	296	1006	Lundin	290
<u>TABLES</u>	262	Niblick	1009	297-298	1009	Niblick	297-298
<u>ACCESSORIES</u>	312	Occhio	641	299	1036	Capra	270
		One	632	300-301	1504	Assembli	264
		Reveal	982	302-303	1602	Contollo	271-272
		Serif	531-32	304-305	1842	Jetty	276-282
		St. Germain	541	306	1927	Medinah	296
		Sterling	272	307-308	2003	Manele	295
		Tripoid	235	309	2210	Knightswood	283-284
		Xavier	2414	310	2414	Xavier	310
		<u>INTRODUCTION INDEX OF ACCESSORIES</u>		<u>NUMERICAL INDEX OF ACCESSORIES</u>			
		Style Name	Style #	Page #	Style #	Style Name	Page #
		Assembli	1504	313-315	804	Flex	316
		Flex	804	316	1504	Assembli	313-315

This page is intentionally left blank

PRICES

Except where noted, all prices are List. Prices are F.O.B. Martin Brattrud Inc., Gardena, California. High quality cartoning which meets trucking and railroad specifications is standard at no extra charge when furniture is shipped out of California and within the continental United States. Contact the factory for cartoning charges for other destinations. MB reserves the right to change prices and specifications without notice.

CONSTRUCTION

Martin Brattrud loose cushion construction consists of a high density foam core and a soft wrap. Loose seat cushions are attached to frame with tie down rings as standard on applicable lounge seating. Specification designations such as right arm facing, RAF, or left arm facing, LAF, and other descriptive details, are identified by facing the front of the design.

TERMS

A 50% deposit and the balance NET 30 days for open accounts with approved credit. All accounts exceeding our normal payment terms will be assessed a service charge of 1.5% per month, accrued monthly.

CREDIT

Credit may be established upon acceptance of satisfactory references. A 50% deposit and the balance on a NET 30 days is standard procedure for open and established accounts. Established accounts must provide satisfactory references including a bank reference to increase current credit limits. New accounts must submit a 50% deposit and the balance must be paid prior to shipping (CBD). For open accounts or new customers whose account is not current no credit will be extended. Accounts which are new or are not current will not have their orders scheduled into production until a 50% deposit is received. Orders exceeding \$50,000 NET will require a 50% deposit and will not be scheduled into production until the deposit is received. For orders over \$50,000 NET a bank letter of credit may be required.

ORDER

All orders are subject to acceptance by Martin Brattrud. Receipt of MB's acknowledgment indicates acceptance of your order subject to Martin Brattrud conditions. Please read the acknowledgment carefully and notify us immediately of any discrepancies.

CHANGE ORDER

Requests for changes to orders must be made in writing. Martin Brat-trud reserves the right to charge for labor, materials and administrative costs for order changes.

CANCELLATION

Orders may not be terminated without MB's consent. Cancellation cannot be accepted after fabric has been cut, after the order is in production or materials have been placed on an order.

MERCHANDISE RETURNS POLICY

A written Return Authorization (RA) Form must be issued by Martin Brattrud prior to the return of any merchandise. Unauthorized returns will be refused by our receiving department. Return merchandise must be received in original carton and in sale-able condition. The customer is responsible for a 35% restocking fee plus freight, should a return be authorized by MB for reasons other than damaged or defective merchandise. The liability for any defective merchandise shall be limited to the replacement or repair of the merchandise at the sole option of Martin Brattrud and Martin Brattrud shall not be liable for any other damages or losses.

DELIVERY

Martin Brattrud is not liable for delay or failure to deliver due to strikes, lockouts or other labor difficulties, failure or delay at other sources of supply, transportation difficulties, accidents, fire, war, riot, compliance with government regulations, acts of God or other causes of like or unlike nature beyond Martin Brattrud's control. Normal delivery is 6 to 8 weeks from receipt of COM / COL.

SHIPPING

Martin Brattrud will ship in accordance with customer instructions when shipping is collect. MB will ship via Martin Brattrud Guaranteed Freight Program all orders which do not have specific customer shipping instructions or have not prepaid shipping. MB reserves the right to split ship orders.

COM SHIPMENTS

All fabrics should be shipped to:

Martin Brattrud Inc.
13715 South Western Ave.
Gardena, CA 90247

Tag fabric with company name and Purchase Order for a more prompt allocation

STORAGE

Martin Brattrud does not have storage space for completed orders. If a customer is unable to accept delivery of merchandise when ready for shipment, MB may transfer the merchandise to storage. All costs associated with storage, including transportation, will be charged to the customer. MB will consider such shipments as "delivery to the customer" and all other Terms and Conditions should apply. Customers will bear all risks of damage or loss during storage of merchandise.

CLAIMS

Martin Brattrud is not responsible for damage in transit or storage. Customer must examine merchandise upon receipt and note any obvious damage on carrier's delivery receipt. Any claims against MB for defects, errors or shortages must be made within ten days of delivery. Failure to make any such claims shall constitute full acceptance of merchandise.

WARRANTY

Martin Brattrud warrants its lounge seating and table frames to be free from defects in materials and workmanship (single shift business day) for a period of five years from date of delivery. During the warranty period MB will repair or at its option, replace free of charge, products that are proven to be defective. This warranty does not apply to damage resulting from accident, alteration, misuse, tampering, negligence or abuse. Wood furniture is made of naturally variable raw materials. Differences in grain characteristics and color among wood species are naturally occurring variations and are not within the control of MB nor considered defects included in this warranty. COM Textiles and COL Leathers are not warranted. Martin Brattrud leathers are not warranted against fading, wear or marking since it is beyond MB's control.

CUSTOM DESIGNS

Martin Brattrud is prepared to build upholstered designs and banquette units to your specific needs. Visit our web site at: martinbrattrud.com/banquettes for standard banquette pricing. For custom quotes simply provide your specifications, floor plans, photos or drawings and MB will submit a price quotation for your approval. With receipt of purchase order, MB will create drawings for approval upon request. Consult your representative or the factory for additional information.

WOOD

All external wood parts used in the manufacturing of Martin Brattrud seating is of the highest grade solid maple unless otherwise specified.

TABLES

Available in solid maple, wood veneers, chrome and solid stainless steel. Wood, like other natural materials, is subject to variations in grain and coloration. Do not place furniture in a location with permanent exposure to direct sunlight.

STANDARD WOOD FINISHES

Martin Brattrud offers a choice of ten (10) standard finishes on maple wood. The price list includes any of these finishes:

- A1 - Natural Maple on Maple Wood
- A2 - Honey Maple on Maple Wood
- A3 - Light Cherry on Maple Wood
- A4 - Medium Cherry on Maple Wood
- A5 - Cherry on Maple Wood
- A6 - Dark Cherry on Maple Wood
- A7 - Light Walnut on Maple Wood
- A8 - Mahogany on Maple Wood
- A9 - Ebony on Maple Wood
- A10 - Dark Walnut on Maple Wood
- A11 - Dark Walnut on Maple Wood
- CF - Custom Finish

Note: Finishes may vary in tone and character. No guarantee will be made of an exact match to Martin Brattrud finish samples.

LINKS COLLECTION WOOD FINISHES

Collection available in rift cut white oak veneer. Links standard wood finishes are:

- L1 - White Oak
- L2 - Pickled
- L3 - Amaretto
- L4 - Sage
- L5 - Umber
- L6 - Java
- L7 - Onyx

CUSTOM WOOD FINISHES

Custom wood finish samples must accompany the purchase order. Orders specifying custom wood finishes will be scheduled into production upon receipt of an approved customer's custom wood sample match. An upcharge of \$150 NET per order will apply for each custom wood finish.

METAL AND POWDER COAT FINISHES

Martin Brattrud offers a variety of metal and powder coat finishes. Note that not all metal options are available for every style. Upcharges or deductions may apply:

- Polished Chrome (PC)
- Brushed Chrome (BC)
- Polished Stainless Steel (PSS)
- Satin Stainless Steel (SSS) Brushed Nickel (BN)
- Polished Aluminum (PA)
- Hand Rubbed Charcoal Steel (CS)
- Hard Rubbed Black Steel (BS)

Powder Coats:

- Sugar (SUG)
- Carbon (CBN)
- Silver (SIL)
- Lead (LD)
- Daffodil (DFD)
- Poppy (PP)
- Bronze (BRZ)

COM / COL

For COM, all yardage requirements are based upon 54" plain material. For COL, square footage requirements are based on leather hides, which average 50 to 55 sq.ft. each for COL. Fabrics which have a repeat that must be matched, or are less than 54" wide, require more yardage and the following information should be used for determining COM yardage requirements. Please add the indicated percentage (see following page) to the yardage shown beside the appropriate style number in the price list. The chart will accurately cover most COM orders, but there could be instances due to unusual repeats or designs that dictate additional yardage be ordered. Please consult with your representative or factory for COM requirements.

All fabrics will be cut and applied at Martin Brattrud's discretion unless special cutting instructions are included in writing with the order. Fabric patterns should be identified as applied vertically or horizontally on the frame. MB assumes no responsibility for the appearance, flammability, normal durability, color fastness or any other quality after fabrics have been upholstered on a Martin Brattrud design.

GREEN CERTIFICATION

Martin Brattrud seating has been certified by Scientific Certification Systems (SCS) to meet SCS Indoor Advantage or SCS Indoor Advantage Gold criteria. MB's registration numbers are SCS-IAQ-01633 and SCS-IAQ-01634 for seating and SCS-IAQ-02063 for tables.

ESTIMATING YARDAGE REQUIREMENTS

Yardages indicated in price list are for 54" wide and plain fabrics.

Narrow Fabrics	50" width, add 10% more yardage 48" width, add 15% more yardage 45" width, add 20% more yardage 36" width, add 50% more yardage
Pattern Fabrics	5" to 14" repeat, add 10% more yardage 15" to 19" repeat, add 15% more yardage 20" to 27" repeat, add 20% more yardage 28" to 36" repeat, add 25% more yardage

To estimate fabrics which have both vertical and horizontal repeats add the vertical and horizontal repeats together and use the combined total with the above chart for estimated yardage.

Note: If fabric is narrow and patterned, add both percentages.

Throw Pillow Sizes	Yards	LIST Trillium	LIST Down
Throw Pillows 18"	3/4	\$115	\$185
Throw Pillows 20"	3/4	\$125	\$185
Throw Pillows 22"	1-1/2	\$150	\$208
Kidney Pillows 24"x11"	3/4	\$170	\$284
Bolster 20"x6"	1	\$315	

MEASUREMENTS AND WEIGHTS

All dimensions and weights listed herein are approximate and subject to change without notice.

FLAMMABILITY

All Martin Brattrud seating is made in accordance with the California Bureau of Home Furnishings Bulletin #117-2013.

CALIFORNIA FLAMMABILITY

California Flammability Regulation #117-2013 is a set of minimum allowable standards of flammability to which all upholstered furniture sold in the State of California must comply. It relates primarily to fabric coverings and resilient fillings.

CALIFORNIA TECHNICAL BULLETIN TB 133

TB 133 is a fire test for seating furniture for use in public buildings. Facilities including hospitals, health care facilities, day care centers, hotels and penal institutions may be included.

Martin Brattrud uses special materials, including barrier wrap and/or CMHR foam to comply with TB 133. Martin Brattrud must be consulted for pre-approval of fabric and leather to be used on orders requiring TB 133 compliance. The up-charge for TB 133 construction is 20% for each chair. Purchase orders requesting TB 133 certification involve a full-scale test, which means an actual piece of furniture must be burned before final regulatory approval can be made. This process requires a typical furniture piece identical to the unit being installed on the job site to be tested. The client must supply the fabric to be tested. The charge for certification is \$875 NET test/per item. The charge includes the testing and the manufacturing of the sample for the test. Lab testing requires an additional 3-4 week lead-time to Martin Brattrud standard lead times. Orders can't be placed in production until mockup has passed TB 133.

The use of barrier wraps, flame proofing and/or CMHR foam will affect hand, sit and look of most styles. The special materials used for compliance or certification yield a firmer seat and less supple hand.

All purchase orders requesting TB 133 must clearly stipulate on the purchase order the need for TB 133 compliance or TB 133 certification. It is the specifier's responsibility to check with local agencies for the flammability and other code requirements.

Martin Brattrud can supply Combustion Modified High Resiliency (CMHR) Foam for selected styles. Please contact the factory for pricing and specifications.

Martin Brattrud

ORDERING DETAILS (continued) | ACCELERATED DELIVERY PROGRAM (ADP)

All accepted Accelerated Delivery Program (ADP) purchase orders using Martin Brattrud black leathers or Martin Brattrud black faux leathers will ship 15 working days from receipt of order. Camira, Designtex, Knoll Textiles, Maharam, Unika Vaev, or COM / COL will ship 15 working days from receipt of textiles or leathers. ADP orders meet CFR #117-2013 only. Contact factory for shipping time frames meeting CFR #133.

QUANTITY LIMITATIONS

A maximum of 20 units of any one style will be accepted per purchase order per project. Martin Brattrud may at its discretion accept purchase orders under the Accelerated Delivery Program (ADP) of 20 or more units.

ORDER ENTRY

Orders must clearly indicate Accelerated Delivery Program (ADP) on purchase order. Purchase order must be faxed or emailed to ADP@ martinbrattrud.com

Martin Brattrud specifications must clearly be stated to eliminate delays.

- Style
- MB Wood Finish
- Size
- Textiles/Leather Designated by Style

ADP Purchase orders not clearly marked and not having all the necessary information are subject to delays. Martin Brattrud will acknowledge purchase orders and provide ship date within 3 working days of receipt of purchase order.

CHANGES / CANCELLATIONS

Once an order has been entered no changes or cancellations are accepted.

TERMS

Accounts without established credit require 100% pre-payment with purchase order.

Note: Not all items in the collection are available for ADP. Style must clearly say ADP. Example: Not all Lundin tables are available for ADP.

INTRODUCTION INDEX OF LOUNGE CHAIRS

Style Name	Style #	Page #
Augusta	370	58
Ballybunion	1207	59
Blackburn	760	61
Bristol	247-48	67-76
Carmel	702	86
Cypress	820	87
Delaney	1030	88-89
Edinburgh	260	91
Edinburgh II	261	92
Edinburgh HB	262	93
Flex	802	94-95
Heritage	910	108-109
Highlands	845	110-112
Medinah	1924-26	131-160
Spyglass	3645	207
Stonehenge	915	211-214

NUMERICAL INDEX OF LOUNGE CHAIRS

Style #	Style Name	Page #
247-48	Bristol	67-76
260	Edinburgh	91
261	Edinburgh II	92
262	Edinburgh HB	93
370	Augusta	58
702	Carmel	86
760	Blackburn	61
802	Flex	94-95
820	Cypress	87
845	Highlands	110-112
910	Heritage	108-109
915	Stonehenge	211-214
1030	Delaney	88-89
1207	Ballybunion	59
1924-26	Medinah	131-160
3645	Spyglass	207

INTRODUCTION INDEX OF BANQUETTES

Style Name	Style #	Page #
Bristol	246	247-232
K-2	940-41	233-237
La Purisma	955	245

NUMERICAL INDEX OF BANQUETTES

Style #	Style Name	Page #
246	Bristol	247-232
940-41	K-2	233-237
955	La Purisma	245

INTRODUCTION INDEX OF TABLES

Style Name	Style #	Page #
Bristol	249	267-269
Lundin	1006	290
Makayla	310	294
Manele	2003	295
Reveal	982	302-303

NUMERICAL INDEX OF TABLES

Style #	Style Name	Page #
249	Bristol	267-269
310	Makayla	294
982	Reveal	902-903
1006	Lundin	290
2003	Manele	295

Martin Bratrud offers the opportunity to provide a fixed freight cost at the time of purchase order placement. Martin Bratrud has negotiated preferential rates with freight carriers to provide their clients with guaranteed freight rates.

Refer to the chart to determine the zone to which Martin Bratrud designs are to be shipped and then calculate your fixed freight costs as a percentage of the COM/NET price.

Martin Bratrud will ship all furniture orders via Martin Bratrud Guaranteed Furniture Freight Program unless customer has advised on their purchase order of other specific shipping instructions. Martin Bratrud will select the carrier and will include the pre-calculated fixed freight rate as a part of your invoice.

Martin Bratrud has a minimum freight charge of \$175.00 NET per shipment. All freight charges include cartoning and are for normal delivery to the dock only.

All ADP orders will ship Guaranteed Freight.

The title of goods changes when merchandise leaves Martin Bratrud's dock. Any subsequent damage and all freight claims are the responsibility of the purchaser. All shipments outside the continental United States are on a special quote basis only.

Contact the factory for freight quotes and information on orders being shipped outside the continental / contiguous 48 states. All freight quotes outside of the continental / contiguous 48 states will be subject to change and can only be confirmed prior to actual shipment.

ZONE 1 (8%)

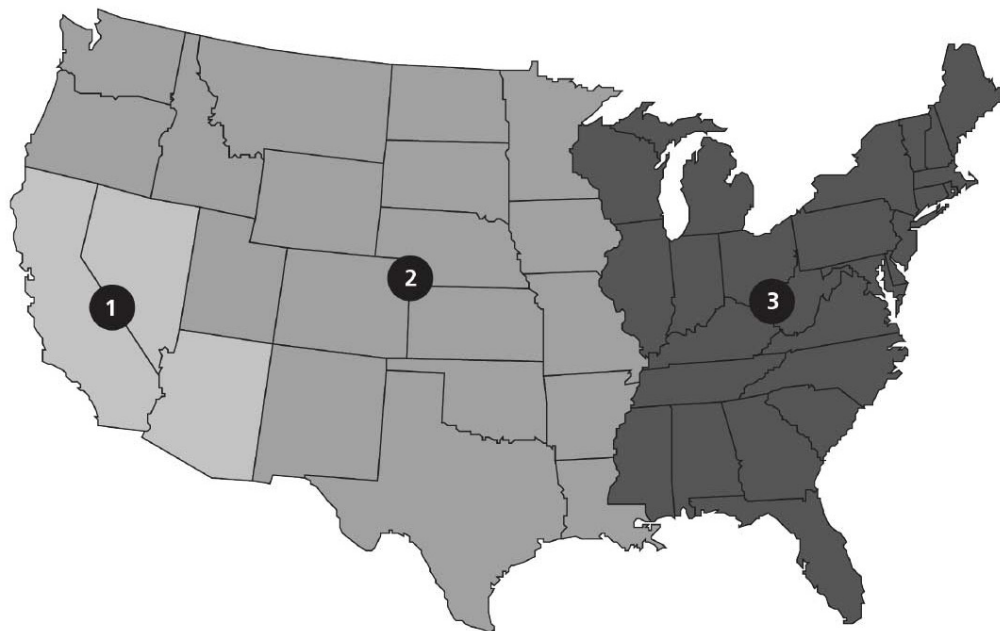
Arizona
California
Nevada

ZONE 2 (9%)

Arkansas
Colorado
Idaho
Iowa
Kansas
Louisiana
Minnesota
Missouri
Montana
Nebraska
New Mexico
North Dakota
Oklahoma
Oregon
South Dakota
Texas
Utah
Washington
Wyoming

ZONE 3 (11%)

Alabama
Connecticut
Delaware
District of Columbia
Florida
Georgia
Illinois
Indiana
Kentucky
Maine
Maryland
Massachusetts
Michigan
Mississippi
New Hampshire
New Jersey
New York
North Carolina
Ohio
Pennsylvania
Rhode Island
South Carolina
Tennessee
Vermont
Virginia
West Virginia
Wisconsin



Martin Bratrud

**Leathers
& Textiles**

2018

This page is intentionally left blank

Elegance Grade A		Harmonia Grade B		Harmonia Plus Grade C		Optimum Grade D	
Color Name	Color #	Color Name	Color #	Color Name	Color #	Color Name	Color #
Bisque	A197	Baltic	B45	Black Onyx	C+14	Ash	C101
Black	A599	Beach	B34	Brownstone	C+22	Baked Earth	C012
Black Cherry	A510	Birchwood	B29	Caramel	C+20	Black Tie	C100
Brittle	A131	Black Night	B01	Ermine	C+15	Bridle	C004
Brownies	A421	Blue Jay	B49	Espresso	C+23	Buf	C001
Brulée	A938	Brick	B47	Holly Berry	C+21	Cuban	C139
Carbon	A004	Butterscotch	B39	Raven's Wing	C+17	Dark Roast	C025
Chestnut	A272	Camel	B28	River Rock	C+26	Dusty	C058
Cool Grey	A517	Cherries	B40	Safron	C+25	Ecru	C144
Dark Grey	A519	Cognac	B33	Tusks	C+24	Granite	C041
Egret	A043	Dark Cocoa	B81			Hot Chocolate	C024
Faint Blush	A743	Evening Storm	B08			Light Oak	C067
Forestville	A155	Fawn	B35			Maize	C016
Garnet	A508	Gulf Stream	B46			Mystic	C5114
High Seas	A939	Honeysuckle	B36			Navy Navy	C011
Indigo	A127	Lily	B12			Oats	C010
Jade	A739	Melon	B42			Oceanica	C056
Jasper	A516	Midnight	B38			Ochre	C005
Kraft Paper	A827	Mulch	B32			Olive	C073
Laurel	A937	Peat	B27			Pecan	C061
Lead	A005	Persimmon	B41			Red Kiss	C076
Linen	A503	Pine Cone	B31			Shadow	C089
Magnolia	A792	Pumpkin	B44			Silhouette	C000
Osso	A132	Saddle Up	B43			Smokehouse	C074
Pebble	A101	Sage	B23			Winery	C135
Pedro	A518	Shiraz	B37				
Pinot Noir	A509	Silk	B30				
Snow Day	A738	Spring Grass	B26				
Steely Blue	A512	Thyme	B25				
Turkish Café	A504	Tobacco	B07				
Willow	A515	Walnut	B48				
Zinfandel	A828						

Elegance (Grade A)

An enhanced top grain product that is drum-through dyed and sealed with a water based protective coat that ensures color uniformity, easier maintenance and fade resistance. This leather is versatile and suitable for any public space. Hides average 55 sq. ft.
NET Price: \$6.99 / sq.ft.

Harmonia (Grade B)

An environmentally sensitive product. With its supple hand, saturated color, and water based protective finish, this leather is appropriate for any setting. Hides average 55 sq.ft.
NET Price: \$7.99 / sq.ft.

Optimum (Grade C)

Has vibrant color, a luxurious feel and a natural grain without embossing. This premium leather is drum-through dyed, has a protective, breathable finish and will beautifully grace any interior space. Hides average 55 sq. ft.
NET Price: \$8.99 / sq.ft.

Harmonia Plus (Grade C)

With 100% natural full grain this is a premium fine leather. There are inherent fluctuations in grain throughout the hide and from hide to hide: hallmarks of quality and natural beauty. Hides average 55 sq.ft. NET Price: \$8.99 / sq.ft.

Advantage

Offers performance and value for budget oriented projects. More information available from your representative and the factory.
NET Price: \$4.99 / sq.ft.

Note: Martin Brattrud is able to match a specific color with a minimum order of 1,250 sq.ft using any of its leathers. Consult your local representative or the factory for additional information.

Martin Brattrud Leathers may be ordered for usage on other than Martin Brattrud designs. For Online quoting, please go to martinbrat-trud.com, Leathers/Textiles, and Online Quote. For samples, consult your sales representative or factory.

Martin Brattrud

MARTIN BRATTRUD LEATHERS

Masquerade

CARL'S CHICAGO

Brawling
Husky
Laughing
Rebuilding
Stormy

NEW ENGLAND

Bar Harbor
Black River
Block Island
Castine
Dorset
Grafton
Nantucket
Newport
Rockport
Wethersfeld

NYC

Battery's Down
Big Apple
Bronx Is Up
Gotham Black
Hey, Cabbie
Knickerbocker
Lenape
Metropolis
Scraping Sky
Shearith
Sidewalks Of
St. Patrick's
Stick Ball
Take "A" Train
The Harbor

PACIFIC

Avalon
Avila
Big Sur
Black Sea
Cambria
Coronado
Dana Point
Del Mar
Eureka
Farallon
Fort Bragg
Golden Gate
Gorda
Isla Vista
Laguna Beach
Malibu
Oecano
Palos Verdes
Salt Point
Santa Barbara

PACIFIC PEARL

Black Pearl
Kee Beach
Molokini
Pearl Harbor
Road to Hana

ROCKIES

Aspen
Black Pot
Breckenridge
Durango
Leadville
Pike's Peak
Purgatory
Steamboat
Telluride
Vail

SIERRA

Amador
Badger Pass
Black Mt.
Carson Peak
Colfax
Devil's Postpile
El Dorado
El Portal
Grizzly Flats
Hetch Hetchy
Mt. Whitney
Muir Trail
Placer
Raymond
Soda Springs
Yosemite

Indulgence

Bubbles
Caviar
Down Comforter
Dulce de Leche
Egypt's Cotton
Italian Shoes
Maple Syrup
Ocean Cruise
On Safari
Opening Night
Park Avenue
Pewter
Rodeo Drive
Sapphire
Shopping Spree
Single Malt
Spa Time
Top Shelf
Vintage Port
White Trife

Masquerade

Grade 4
NET Price \$54/yd

Indulgence

Grade 6
NET Price \$72/yd

All Faux Leather Collections:
Fiber Content: 100% Nylon
Width: 54 inches
Durability: 100,000+ double rubs
Wyzenbeek wire screen method

Martin Brattrud Faux Leathers may be ordered for usage on other than Martin Brattrud designs. For Online quoting, please go to martinbrattrud.com, Leathers/Textiles, and click Online Quote. For more samples, consult your sales representative or factory.

EXAMPLE

The following is an example of how to order a sofa 72” wide from the Augusta Collection. The length of the sofa is 72”, so the style number for the product is 370-72. The client wants a mahogany finish: the order number is 370-72-A8.

370-72-A8

First digits indicate style of the product.

Second digits indicate length of sofa. Chairs are designated with an -01.

- A1 - Natural Maple on Maple Wood
- A2 - Honey Maple on Maple Wood
- A3 - Light Cherry on Maple Wood
- A4 - Medium Cherry on Maple Wood
- A5 - Cherry on Maple Wood
- A6 - Dark Cherry on Maple Wood
- A7 - Light Walnut on Maple Wood
- A8 - Mahogany on Maple Wood
- A9 - Ebony on Maple Wood
- A11 - Dark Walnut on Maple Wood
- TBD/CF - Custom Finish

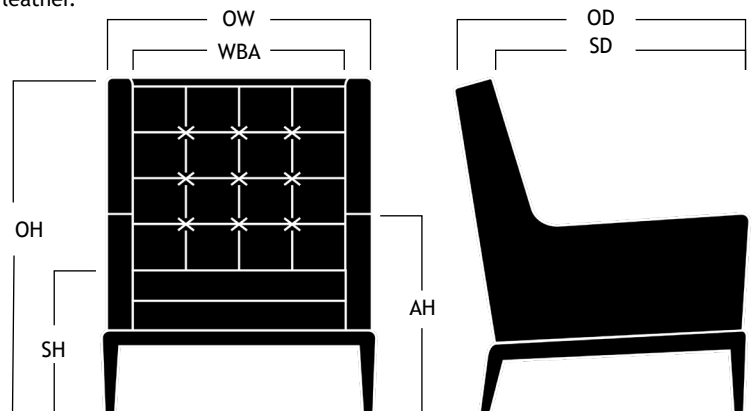
ESTIMATING YARDAGE REQUIREMENTS

When ordering please specify the following:

1. Bill to and Ship to address
2. Style Number
3. Description (i.e. Chair, Sofa)
4. Specification designations such as right arm facing, RAF, or left arm facing, LAF, and other descriptive details, are identified by facing the front of the design.
5. Finish
6. Price
7. Special Instructions (i.e. Flammability codes other than California #117-2013, identification system for installation, instructions on fabric application, Guaranteed Freight...)
8. Identify fabric/leathers for each product.
9. Stipulate items if Martin Brattrud is to purchase fabric/ leather.

KEY TO DIMENSIONS

OW	Overall Width
OD	Overall Depth
OH	Overall Height
SH	Seat Height
AH	Arm Height
WBA	Width Between Arms
SD	Seat Depth








This page is intentionally left blank

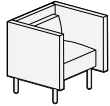
Martin Bratrud

Lounge Chairs

2018

Style		Metal	Wood	Glass		Dimensions
Adare 880-01	Chairs	11	11	13		OW 34 OD 36 OH 39.5 SH 18.5 AH 25 SD 22 WBA 21.5
		Inside Back Upholstery Special requirements for "X" stitch pattern with or without button.				
		Exposed Wood Legs • Standard: Solid Maple (Specify Martin Bratrud Standard Maple Finish)				
					Cartoned Wt. (lbs.)	67
GSA SIN 711-16					Cartoned Vol. (cu.ft.)	30
Adare 880-60	Sofas 60" Sofa	n/a	n/a	n/a		OW 60 OD 36 OH 39.5 SH 18.5 AH 25 SD 22 WBA 48.5
		Inside Back Upholstery Special requirements for "X" stitch pattern with or without button.				
		Exposed Wood Legs • Standard: Solid Maple (Specify Martin Bratrud Standard Maple Finish)				
					Cartoned Wt. (lbs.)	180
GSA SIN 711-16					Cartoned Vol. (cu.ft.)	53
Adare 880-84	Sofas 84" Sofa	n/a	n/a	n/a		OW 84 OD 36 OH 39.5 SH 18.5 AH 25 SD 22 WBA 72.5
		Inside Back Upholstery Special requirements for "X" stitch pattern with or without button.				
		Exposed Wood Legs • Standard: Solid Maple (Specify Martin Bratrud Standard Maple Finish)				
					Cartoned Wt. (lbs.)	250
GSA SIN 711-16					Cartoned Vol. (cu.ft.)	74
Adare 880-02	Ottomans	n/a	n/a	n/a		OW 29 OD 24 OH 17.5 SH 17.5
		Exposed Wood Legs • Standard: Solid Maple (Specify Martin Bratrud Standard Maple Finish)				
					Cartoned Wt. (lbs.)	38
GSA SIN 711-16					Cartoned Vol. (cu.ft.)	8
Adare 880-58B	Benches 58" Bench Armless	n/a	n/a	n/a		OW 58 OD 24 OH 17.5
		Exposed Wood Legs • Standard: Solid Maple (Specify Martin Bratrud Standard Maple Finish)				
					Cartoned Wt. (lbs.)	60
GSA SIN 711-16					Cartoned Vol. (cu.ft.)	20

Style	COM	COL	MB Leather Grade			Fabric Grades			MB Masquerade							Fabric Yardage	Sq. Ft. Leather	Dimensions	
			A	B	C	1	2	3	4	5	6	7	8	9					
Assembli 1501-01	Low Back	1980	2178	4149	4456	4770	2461	2616	2771	2926	3081	3236	3391	3546	3701	7.75	140	OW	34
	Chair	Multiple Upholstery																OD	30
	Arms	Lumbar Cushion														1	18	OH	36
		Seat Cushion														2	36	SH	18
		Back Panel and Arms														6	108	AH	36



Back and Arm Panels standard as Upholstered.

- Available in Maple Veneer in MB standard finishes (W), add \$1335.
- Also available in Rift Cut Oak Veneer and Walnut Veneer, add \$1455.
- Available in Laminate (LM), add \$1035. See below for options.
- Panels available as Upholstered Channel Back without lumbar (CN), add \$30, or with lumbar (CL), add \$270.
- Available as Panel Built to Floor, see 1501-01BTF.

Legs standard as Round or Square.

- Available as Plus (+) Legs, add \$80. Unavailable in Chrome/Nickel
- Available with Sled Back Legs, add \$40. Powder Coat colors only.

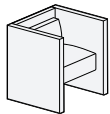
Legs standard in Powder Coat Sugar.

- Available in six additional colors. See below.
- Available in custom Powder Coat colors, contact factory.
- Also available in Polished Chrome (PC), add \$80, and Brushed Chrome (BC), add \$48. Not applicable for Sled Back Legs.

GSA SIN 711-16

Cartoned Wt. (lbs.)
Cartoned Vol. (cu.ft.) 25

Assembli 1501-01BTF	Low Back	2060	2266	4579	4936	5300	2618	2798	2978	3158	3338	3518	3698	3878	4058	9	162	OW	34
	Chair	Multiple Upholstery																OD	30
	Arms	Lumbar Cushion														1	18	OH	36
	Built-to-Floor	Seat														2	36	SH	18
		Back Panel and Arms														7.5	135	AH	36



• Panels available as Upholstered Channel Back without lumbar (CN), add \$30, or with lumbar (CL), add \$270.

• Available as Panel Built to Floor, see 1501-01BTF.

Back and Arm Panels standard as Upholstered.

- Available in Maple Veneer in MB standard finishes (W), add \$1335.
- Also available in Rift Cut Oak Veneer and Walnut Veneer, add \$1455.
- Available in Laminate (LM), add \$1035. See below for options.

Legs standard as Round or Square.

- Available as Plus (+) Legs, add \$80. Unavailable in Chrome/Nickel
- Available with Sled Back Legs, add \$40. Powder Coat colors only.

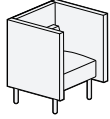
Legs standard in Powder Coat Sugar.

- Available in six additional colors. See below.
- Available in custom Powder Coat colors, contact factory.
- Also available in Polished Chrome (PC), add \$80, and Brushed Chrome (BC), add \$48. Not applicable for Sled Back Legs.

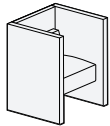
GSA SIN 711-16

Cartoned Wt. (lbs.)
Cartoned Vol. (cu.ft.) 25

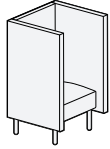
Style	COM	COL	MB Leather Grade			Fabric Grades			MB Masquerade						Fabric Yardage	Sq. Ft. Leather	Dimensions		
			A	B	C	1	2	3	4	5	6	7	8	9					
Assembli 1502-01	Mid Back Chair Arms	2265	2492	4714	5061	5415	2808	2983	3158	3333	3508	3683	3858	4033	4208	8.75	158	OW	34
		Multiple Upholstery																	
Lumbar Cushion																			
Seat														1	18	OH	42		
Back Panel and Arms														2	36	SH	18		
														6.75	122	AH	42		
<ul style="list-style-type: none"> • Panels available as Upholstered Channel Back without lumbar (CN), add \$30, or with lumbar (CL), add \$270. • Available as Panel Built to Floor, see 1501-01BTF. 																			
Back and Arm Panels standard as Upholstered.																			
<ul style="list-style-type: none"> • Available in Maple Veneer in MB standard finishes (W), add \$1335. • Also available in Rift Cut Oak Veneer and Walnut Veneer, add \$1455. • Available in Laminate (LM), add \$1035. See below for options. 																			
Legs standard as Round or Square.																			
<ul style="list-style-type: none"> • Available as Plus (+) Legs, add \$80. Unavailable in Chrome/Nickel • Available with Sled Back Legs, add \$40. Powder Coat colors only. 																			
Legs standard in Powder Coat Sugar.																			
<ul style="list-style-type: none"> • Available in six additional colors. See below. • Available in custom Powder Coat colors, contact factory. • Also available in Polished Chrome (PC), add \$80, and Brushed Chrome (BC), add \$48. Not applicable for Sled Back Legs. 																			
GSA SIN 711-16														Cartoned Wt. (lbs.)		28			
														Cartoned Vol. (cu.ft.)		28			



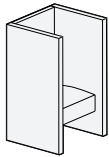
Assembli 1502-01BTF	Mid Back Chair Arms Built-to-Floor	2345	2580	5214	5620	6035	2981	3186	3391	3596	3801	4006	4211	4416	4621	10.25	185	OW	34
		Multiple Upholstery																	
Lumbar Cushion																			
Seat														1	18	OH	42		
Back Panel and Arms														2	36	SH	18		
														9	162	AH	42		
<ul style="list-style-type: none"> • Panels available as Upholstered Channel Back without lumbar (CN), add \$30, or with lumbar (CL), add \$270. • Available as Panel Built to Floor, see 1501-01BTF. 																			
Back and Arm Panels standard as Upholstered.																			
<ul style="list-style-type: none"> • Available in Maple Veneer in MB standard finishes (W), add \$1335. • Also available in Rift Cut Oak Veneer and Walnut Veneer, add \$1455. • Available in Laminate (LM), add \$1035. See below for options. 																			
Legs standard as Round or Square.																			
<ul style="list-style-type: none"> • Available as Plus (+) Legs, add \$80. Unavailable in Chrome/Nickel • Available with Sled Back Legs, add \$40. Powder Coat colors only. 																			
Legs standard in Powder Coat Sugar.																			
<ul style="list-style-type: none"> • Available in six additional colors. See below. • Available in custom Powder Coat colors, contact factory. • Also available in Polished Chrome (PC), add \$80, and Brushed Chrome (BC), add \$48. Not applicable for Sled Back Legs. 																			
GSA SIN 711-16														Cartoned Wt. (lbs.)		28			
														Cartoned Vol. (cu.ft.)		28			





Style	COM	COL	MB Leather Grade			Fabric Grades			MB Masquerade									Fabric Yardage	Sq. Ft. Leather	Dimensions	
			A	B	C	1	2	3	4	5	6	7	8	9							
Assembli 1503-01	High Back Chair Arms	2711	2982	5860	6305	6761	3409	3634	3859	4084	4309	4534	4759	4984	5209	11.25	203	OW	34		
		Multiple Upholstery																			
		Lumbar Cushion																			
		Seat														1	18	OH	56		
		Back Panel and Arms														2	36	SH	18		
																9.5	171	AH	56		
		<ul style="list-style-type: none"> • Panels available as Upholstered Channel Back without lumbar (CN), add \$30, or with lumbar (CL), add \$270. • Available as Panel Built to Floor, see 1501-01BTF. 																			
		Back and Arm Panels standard as Upholstered.																			
		<ul style="list-style-type: none"> • Available in Maple Veneer in MB standard finishes (W), add \$1335. • Also available in Rift Cut Oak Veneer and Walnut Veneer, add \$1455. • Available in Laminate (LM), add \$1035. See below for options. 																			
		Legs standard as Round or Square.																			
		<ul style="list-style-type: none"> • Available as Plus (+) Legs, add \$80. Unavailable in Chrome/Nickel • Available with Sled Back Legs, add \$40. Powder Coat colors only. 																			
		Legs standard in Powder Coat Sugar.																			
		<ul style="list-style-type: none"> • Available in six additional colors. See below. • Available in custom Powder Coat colors, contact factory. • Also available in Polished Chrome (PC), add \$80, and Brushed Chrome (BC), add \$48. Not applicable for Sled Back Legs. 																			
GSA SIN 711-16															Cartoned Wt. (lbs.)		36				
GSA SIN 711-16															Cartoned Vol. (cu.ft.)		36				



Style	COM	COL	MB Leather Grade			Fabric Grades			MB Masquerade									Fabric Yardage	Sq. Ft. Leather	Dimensions	
			A	B	C	1	2	3	4	5	6	7	8	9							
Assembli 1503-01BTF	High Back Chair Arms Built-to-Floor	2790	3069	6359	6864	7380	3581	3836	4091	4346	4601	4856	5111	5366	5621	12.75	230	OW	34		
		Multiple Upholstery																			
		Lumbar Cushion																			
		Seat														1	18	OH	56		
		Back Panel and Arms														2	36	SH	18		
																10	180				
		<ul style="list-style-type: none"> • Panels available as Upholstered Channel Back without lumbar (CN), add \$30, or with lumbar (CL), add \$270. • Available as Panel Built to Floor, see 1501-01BTF. 																			
		Back and Arm Panels standard as Upholstered.																			
		<ul style="list-style-type: none"> • Available in Maple Veneer in MB standard finishes (W), add \$1335. • Also available in Rift Cut Oak Veneer and Walnut Veneer, add \$1455. • Available in Laminate (LM), add \$1035. See below for options. 																			
		Legs standard as Round or Square.																			
		<ul style="list-style-type: none"> • Available as Plus (+) Legs, add \$80. Unavailable in Chrome/Nickel • Available with Sled Back Legs, add \$40. Powder Coat colors only. 																			
		Legs standard in Powder Coat Sugar.																			
		<ul style="list-style-type: none"> • Available in six additional colors. See below. • Available in custom Powder Coat colors, contact factory. • Also available in Polished Chrome (PC), add \$80, and Brushed Chrome (BC), add \$48. Not applicable for Sled Back Legs. 																			
GSA SIN 711-16															Cartoned Wt. (lbs.)		36				
GSA SIN 711-16															Cartoned Vol. (cu.ft.)		36				



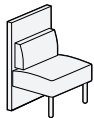
Style	COM	COL	MB Leather Grade			Fabric Grades			MB Masquerade							Fabric Yardage	Sq. Ft. Leather	Dimensions	
			A	B	C	1	2	3	4	5	6	7	8	9					
Assembli 1501-02 	Low Back Chair No Arms	1488	1637	2678	2846	3018	1752	1837	1922	2007	2092	2177	2262	2347	2432	4.25	77	OW	30
		Multiple Upholstery																	
		Lumbar Cushion																	
		Seat														1	18	OH	36
		Back Panel														2	36	SH	18
		<ul style="list-style-type: none"> • Panels available as Upholstered Channel Back without lumbar (CN), add \$30, or with lumbar (CL), add \$270. • Available as Panel Built to Floor, see 1501-01BTF. 																	
		Back and Arm Panels standard as Upholstered.																	
		<ul style="list-style-type: none"> • Available in Maple Veneer in MB standard finishes (W), add \$1335. • Also available in Rift Cut Oak Veneer and Walnut Veneer, add \$1455. • Available in Laminate (LM), add \$1035. See below for options. 																	
		Legs standard as Round or Square.																	
		<ul style="list-style-type: none"> • Available as Plus (+) Legs, add \$80. Unavailable in Chrome/Nickel • Available with Sled Back Legs, add \$40. Powder Coat colors only. 																	
Legs standard in Powder Coat Sugar.																			
<ul style="list-style-type: none"> • Available in six additional colors. See below. • Available in custom Powder Coat colors, contact factory. • Also available in Polished Chrome (PC), add \$80, and Brushed Chrome (BC), add \$48. Not applicable for Sled Back Legs. 																			
GSA SIN 711-16														Cartoned Wt. (lbs.)					
														Cartoned Vol. (cu.ft.)		20			

Assembli 1501-02BTF 	Low Back Chair No Arms Built-to-Floor	1554	1709	2884	3072	3264	1849	1944	2039	2134	2229	2324	2419	2514	2609	4.75	86	OW	30
		Multiple Upholstery																	
		Lumbar Cushion																	
		Seat														1	18	OH	36
		Back Panel														2	36	SH	18
		<ul style="list-style-type: none"> • Panels available as Upholstered Channel Back without lumbar (CN), add \$30, or with lumbar (CL), add \$270. • Available as Panel Built to Floor, see 1501-01BTF. 																	
		Back and Arm Panels standard as Upholstered.																	
		<ul style="list-style-type: none"> • Available in Maple Veneer in MB standard finishes (W), add \$1335. • Also available in Rift Cut Oak Veneer and Walnut Veneer, add \$1455. • Available in Laminate (LM), add \$1035. See below for options. 																	
		Legs standard as Round or Square.																	
		<ul style="list-style-type: none"> • Available as Plus (+) Legs, add \$80. Unavailable in Chrome/Nickel • Available with Sled Back Legs, add \$40. Powder Coat colors only. 																	
Legs standard in Powder Coat Sugar.																			
<ul style="list-style-type: none"> • Available in six additional colors. See below. • Available in custom Powder Coat colors, contact factory. • Also available in Polished Chrome (PC), add \$80, and Brushed Chrome (BC), add \$48. Not applicable for Sled Back Legs. 																			
GSA SIN 711-16														Cartoned Wt. (lbs.)					
														Cartoned Vol. (cu.ft.)		20			

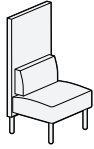
Style	COM	COL	MB Leather Grade			Fabric Grades			MB Masquerade							Fabric Yardage	Sq. Ft. Leather	Dimensions	
			A	B	C	1	2	3	4	5	6	7	8	9					
Assembli 1502-02	Mid Back Chair No Arms	1607	1768	2867	3045	3227	1886	1976	2066	2156	2246	2336	2426	2516	2606	4.5	81	OW	30
		Multiple Upholstery																	
		Lumbar Cushion														1	18	OH	42
		Seat														2	36	SH	18
Back Panel														2.25	41				
<ul style="list-style-type: none"> • Panels available as Upholstered Channel Back without lumbar (CN), add \$30, or with lumbar (CL), add \$270. • Available as Panel Built to Floor, see 1501-01BTF. 																			
Back and Arm Panels standard as Upholstered.																			
<ul style="list-style-type: none"> • Available in Maple Veneer in MB standard finishes (W), add \$1335. • Also available in Rift Cut Oak Veneer and Walnut Veneer, add \$1455. • Available in Laminate (LM), add \$1035. See below for options. 																			
Legs standard as Round or Square.																			
<ul style="list-style-type: none"> • Available as Plus (+) Legs, add \$80. Unavailable in Chrome/Nickel • Available with Sled Back Legs, add \$40. Powder Coat colors only. 																			
Legs standard in Powder Coat Sugar.																			
<ul style="list-style-type: none"> • Available in six additional colors. See below. • Available in custom Powder Coat colors, contact factory. • Also available in Polished Chrome (PC), add \$80, and Brushed Chrome (BC), add \$48. Not applicable for Sled Back Legs. 																			
GSA SIN 711-16															Cartoned Wt. (lbs.)		23		
GSA SIN 711-16															Cartoned Vol. (cu.ft.)		23		



Style	COM	COL	MB Leather Grade			Fabric Grades			MB Masquerade							Fabric Yardage	Sq. Ft. Leather	Dimensions	
			A	B	C	1	2	3	4	5	6	7	8	9					
Assembli 1502-02BTF	Mid Back Chair No Arms Built-to-Floor	1673	1840	3073	3271	3473	1983	2083	2183	2283	2383	2483	2583	2683	2783	5	90	OW	30
		Multiple Upholstery																	
		Lumbar Cushion														1	18	OH	42
		Seat														2	36	SH	18
Back Panel														3	54				
<ul style="list-style-type: none"> • Panels available as Upholstered Channel Back without lumbar (CN), add \$30, or with lumbar (CL), add \$270. • Available as Panel Built to Floor, see 1501-01BTF. 																			
Back and Arm Panels standard as Upholstered.																			
<ul style="list-style-type: none"> • Available in Maple Veneer in MB standard finishes (W), add \$1335. • Also available in Rift Cut Oak Veneer and Walnut Veneer, add \$1455. • Available in Laminate (LM), add \$1035. See below for options. 																			
Legs standard as Round or Square.																			
<ul style="list-style-type: none"> • Available as Plus (+) Legs, add \$80. Unavailable in Chrome/Nickel • Available with Sled Back Legs, add \$40. Powder Coat colors only. 																			
Legs standard in Powder Coat Sugar.																			
<ul style="list-style-type: none"> • Available in six additional colors. See below. • Available in custom Powder Coat colors, contact factory. • Also available in Polished Chrome (PC), add \$80, and Brushed Chrome (BC), add \$48. Not applicable for Sled Back Legs. 																			
GSA SIN 711-16															Cartoned Wt. (lbs.)		23		
GSA SIN 711-16															Cartoned Vol. (cu.ft.)		23		



Style	COM	COL	MB Leather Grade			Fabric Grades									Fabric Yardage	Sq. Ft. Leather	Dimensions		
			A	B	C	1	2	3	4	5	6	7	8	9					
Assembli 1503-02	High Back Chair No Arms	1850	2035	3389	3607	3830	2191	2301	2411	2521	2631	2741	2851	2961	3071	5.5	99	OW	30
		Multiple Upholstery																	
		Lumbar Cushion														1	18	OH	56
		Seat														2	36	SH	18
		Back Panel														3.25	59		



Back and Arm Panels standard as Upholstered.

- Available in Maple Veneer in MB standard finishes (**W**), add \$1335.
- Also available in Rift Cut Oak Veneer and Walnut Veneer, add \$1455.
- Available in Laminate (**LM**), add \$1035. See below for options.
- Panels available as Upholstered Channel Back without lumbar (**CN**), add \$30, or with lumbar (**CL**), add \$270.
- Available as Panel Built to Floor, see 1501-01BTF.

Legs standard as Round or Square.

- Available as Plus (+) Legs, add \$80. Unavailable in Chrome/Nickel
- Available with Sled Back Legs, add \$40. Powder Coat colors only.

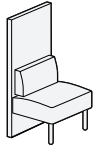
Legs standard in Powder Coat Sugar.

- Available in six additional colors. See below.
- Available in custom Powder Coat colors, contact factory.
- Also available in Polished Chrome (**PC**), add \$80, and Brushed Chrome (**BC**), add \$48. Not applicable for Sled Back Legs.

GSA SIN 711-16

Cartoned Wt. (lbs.)
Cartoned Vol. (cu.ft.) 30

Assembli 1503-02BTF	High Back Chair No Arms	1916	2108	3665	3913	4166	2304	2429	2554	2679	2804	2929	3054	3179	3304	6.25	113	OW	30
		Multiple Upholstery																	
		Lumbar Cushion														1	18	OH	56
		Seat														2	36	SH	18
		Back Panel														3.75	68		



Back and Arm Panels standard as Upholstered.

- Available in Maple Veneer in MB standard finishes (**W**), add \$1335.
- Also available in Rift Cut Oak Veneer and Walnut Veneer, add \$1455.
- Available in Laminate (**LM**), add \$1035. See below for options.
- Panels available as Upholstered Channel Back without lumbar (**CN**), add \$30, or with lumbar (**CL**), add \$270.
- Available as Panel Built to Floor, see 1501-01BTF.

Legs standard as Round or Square.

- Available as Plus (+) Legs, add \$80. Unavailable in Chrome/Nickel
- Available with Sled Back Legs, add \$40. Powder Coat colors only.

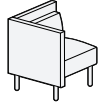
Legs standard in Powder Coat Sugar.

- Available in six additional colors. See below.
- Available in custom Powder Coat colors, contact factory.
- Also available in Polished Chrome (**PC**), add \$80, and Brushed Chrome (**BC**), add \$48. Not applicable for Sled Back Legs.

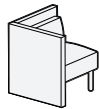
GSA SIN 711-16

Cartoned Wt. (lbs.)
Cartoned Vol. (cu.ft.) 30

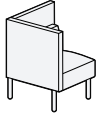
Style	COM	COL	MB Leather Grade			Fabric Grades			MB Masquerade							Fabric Yardage	Sq. Ft. Leather	Dimensions	
			A	B	C	1	2	3	4	5	6	7	8	9					
Assembli 1501-05	Low Back	1747	1922	3426	3664	3907	2119	2239	2359	2479	2599	2719	2839	2959	3079	6	108	OW	32
	Chair	Multiple Upholstery																OD	30
	Arm LAF	Lumbar Cushion														1	18	OH	36
		Seat														2	36	SH	18
	Back Panel and Arm														4	72	AH	36	
	<ul style="list-style-type: none"> • Panels available as Upholstered Channel Back without lumbar (CN), add \$30, or with lumbar (CL), add \$270. • Available as Panel Built to Floor, see 1501-01BTF. 																		
	Back and Arm Panels standard as Upholstered.																		
	<ul style="list-style-type: none"> • Available in Maple Veneer in MB standard finishes (W), add \$1335. • Also available in Rift Cut Oak Veneer and Walnut Veneer, add \$1455. • Available in Laminate (LM), add \$1035. See below for options. 																		
	Legs standard as Round or Square.																		
	<ul style="list-style-type: none"> • Available as Plus (+) Legs, add \$80. Unavailable in Chrome/Nickel • Available with Sled Back Legs, add \$40. Powder Coat colors only. 																		
	Legs standard in Powder Coat Sugar.																		
	<ul style="list-style-type: none"> • Available in six additional colors. See below. • Available in custom Powder Coat colors, contact factory. • Also available in Polished Chrome (PC), add \$80, and Brushed Chrome (BC), add \$48. Not applicable for Sled Back Legs. 																		
	All available as Right Arm Facing (1501-06).																		
GSA SIN 711-16															Cartoned Wt. (lbs.)		23		
GSA SIN 711-16															Cartoned Vol. (cu.ft.)		23		



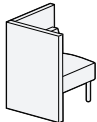
Style	COM	COL	MB Leather Grade			Fabric Grades			MB Masquerade							Fabric Yardage	Sq. Ft. Leather	Dimensions	
			A	B	C	1	2	3	4	5	6	7	8	9					
Assembli 1501-05BTF	Low Back	1825	2008	3784	4062	4345	2259	2399	2539	2679	2819	2959	3099	3239	3379	7	126	OW	32
	Chair	Multiple Upholstery																OD	30
	Arm LAF	Lumbar Cushion														1	18	OH	36
	Built-to-Floor	Seat														2	36	SH	18
	Back Panel and Arm														5	90	AH	36	
	<ul style="list-style-type: none"> • Panels available as Upholstered Channel Back without lumbar (CN), add \$30, or with lumbar (CL), add \$270. • Available as Panel Built to Floor, see 1501-01BTF. 																		
	Back and Arm Panels standard as Upholstered.																		
	<ul style="list-style-type: none"> • Available in Maple Veneer in MB standard finishes (W), add \$1335. • Also available in Rift Cut Oak Veneer and Walnut Veneer, add \$1455. • Available in Laminate (LM), add \$1035. See below for options. 																		
	Legs standard as Round or Square.																		
	<ul style="list-style-type: none"> • Available as Plus (+) Legs, add \$80. Unavailable in Chrome/Nickel • Available with Sled Back Legs, add \$40. Powder Coat colors only. 																		
	Legs standard in Powder Coat Sugar.																		
	<ul style="list-style-type: none"> • Available in six additional colors. See below. • Available in custom Powder Coat colors, contact factory. • Also available in Polished Chrome (PC), add \$80, and Brushed Chrome (BC), add \$48. Not applicable for Sled Back Legs. 																		
	All available as Right Arm Facing (1501-06BTF).																		
GSA SIN 711-16															Cartoned Wt. (lbs.)		23		
GSA SIN 711-16															Cartoned Vol. (cu.ft.)		23		



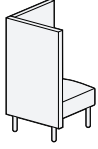
Style	COM	COL	MB Leather Grade			Fabric Grades			MB Masquerade	6	7	8	9	Fabric Yardage	Sq. Ft. Leather	Dimensions			
			A	B	C	1	2	3								4	5	OW	OD
Assembli 1502-05	Mid Back Chair Arm LAF	1910	2101	3799	4067	4340	2329	2464	2599	2734	2869	3004	3139	3274	3409	6.75	122	OW	32
		Multiple Upholstery															OD	30	
		Lumbar Cushion													1	18	OH	42	
		Seat													2	36	SH	18	
Back Panel and Arm													4.5	81	AH	42			
<ul style="list-style-type: none"> • Panels available as Upholstered Channel Back without lumbar (CN), add \$30, or with lumbar (CL), add \$270. • Available as Panel Built to Floor, see 1501-01BTF. 																			
Back and Arm Panels standard as Upholstered.																			
<ul style="list-style-type: none"> • Available in Maple Veneer in MB standard finishes (W), add \$1335. • Also available in Rift Cut Oak Veneer and Walnut Veneer, add \$1455. • Available in Laminate (LM), add \$1035. See below for options. 																			
Legs standard as Round or Square.																			
<ul style="list-style-type: none"> • Available as Plus (+) Legs, add \$80. Unavailable in Chrome/Nickel • Available with Sled Back Legs, add \$40. Powder Coat colors only. 																			
Legs standard in Powder Coat Sugar.																			
<ul style="list-style-type: none"> • Available in six additional colors. See below. • Available in custom Powder Coat colors, contact factory. • Also available in Polished Chrome (PC), add \$80, and Brushed Chrome (BC), add \$48. Not applicable for Sled Back Legs. 																			
All available as Right Arm Facing (1502-06).																			
GSA SIN 711-16													Cartoned Wt. (lbs.)		27				
GSA SIN 711-16													Cartoned Vol. (cu.ft.)		27				



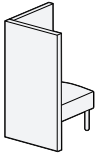
Style	COM	COL	MB Leather Grade			Fabric Grades			MB Masquerade	6	7	8	9	Fabric Yardage	Sq. Ft. Leather	Dimensions			
			A	B	C	1	2	3								4	5	OW	OD
Assembli 1502-05BTF	Mid Back Chair Arm LAF Built-to-Floor	1988	2187	4087	4384	4688	2453	2603	2753	2903	3053	3203	3353	3503	3653	7.5	135	OW	32
		Multiple Upholstery															OD	30	
		Lumbar Cushion													1	18	OH	42	
		Seat													2	36	SH	18	
Back Panel and Arm													5.5	99					
<ul style="list-style-type: none"> • Available in Maple Veneer in MB standard finishes (W), add \$1335. • Also available in Rift Cut Oak Veneer and Walnut Veneer, add \$1455. • Available in Laminate (LM), add \$1035. See below for options. 																			
Back and Arm Panels standard as Upholstered.																			
<ul style="list-style-type: none"> • Panels available as Upholstered Channel Back without lumbar (CN), add \$30, or with lumbar (CL), add \$270. • Available as Panel Built to Floor, see 1501-01BTF. 																			
Legs standard as Round or Square.																			
<ul style="list-style-type: none"> • Available as Plus (+) Legs, add \$80. Unavailable in Chrome/Nickel • Available with Sled Back Legs, add \$40. Powder Coat colors only. 																			
Legs standard in Powder Coat Sugar.																			
<ul style="list-style-type: none"> • Available in six additional colors. See below. • Available in custom Powder Coat colors, contact factory. • Also available in Polished Chrome (PC), add \$80, and Brushed Chrome (BC), add \$48. Not applicable for Sled Back Legs. 																			
All available as Right Arm Facing (1502-06BTF).																			
GSA SIN 711-16													Cartoned Wt. (lbs.)		27				
GSA SIN 711-16													Cartoned Vol. (cu.ft.)		27				



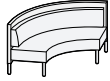
Style	COM	COL	MB Leather Grade			Fabric Grades			MB Masquerade							Fabric Yardage	Sq. Ft. Leather	Dimensions	
			A	B	C	1	2	3	4	5	6	7	8	9					
Assembli 1503-05	High Back Chair Arm LAF	2186	2405	4495	4822	5156	2698	2863	3028	3193	3358	3523	3688	3853	4018	8.25	149	OW	32
		Multiple Upholstery																	
		Lumbar Cushion														1	18	OH	56
		Seat														2	36	SH	18
Back Panel and Arm														6.5	117	AH	56		
<ul style="list-style-type: none"> • Panels available as Upholstered Channel Back without lumbar (CN), add \$30, or with lumbar (CL), add \$270. • Available as Panel Built to Floor, see 1501-01BTF. 																			
Back and Arm Panels standard as Upholstered.																			
<ul style="list-style-type: none"> • Available in Maple Veneer in MB standard finishes (W), add \$1335. • Also available in Rift Cut Oak Veneer and Walnut Veneer, add \$1455. • Available in Laminate (LM), add \$1035. See below for options. 																			
Legs standard as Round or Square.																			
<ul style="list-style-type: none"> • Available as Plus (+) Legs, add \$80. Unavailable in Chrome/Nickel • Available with Sled Back Legs, add \$40. Powder Coat colors only. 																			
Legs standard in Powder Coat Sugar.																			
<ul style="list-style-type: none"> • Available in six additional colors. See below. • Available in custom Powder Coat colors, contact factory. • Also available in Polished Chrome (PC), add \$80, and Brushed Chrome (BC), add \$48. Not applicable for Sled Back Legs. 																			
All available as Right Arm Facing (1503-06).																			
GSA SIN 711-16															Cartoned Wt. (lbs.)		35		
GSA SIN 711-16															Cartoned Vol. (cu.ft.)		35		



Assembli 1503-05BTF	High Back Chair Arm LAF Built-to-Floor	2760	3036	5419	5795	6180	3349	3539	3729	3919	4109	4299	4489	4679	4869	9.5	171	OW	32
		Multiple Upholstery																	
		Lumbar Cushion														1	18	OH	56
		Seat														2	36	SH	18
Back Panel and Arm														7.5	135	AH	36		
<ul style="list-style-type: none"> • Available in Maple Veneer in MB standard finishes (W), add \$1335. • Also available in Rift Cut Oak Veneer and Walnut Veneer, add \$1455. • Available in Laminate (LM), add \$1035. See below for options. 																			
Back and Arm Panels standard as Upholstered.																			
<ul style="list-style-type: none"> • Available as Upholstered Channel Back without lumbar (CN), add \$30, or with lumbar (CL), add \$270. • Available as Panel Built to Floor, see 1501-01BTF. 																			
Legs standard as Round or Square.																			
<ul style="list-style-type: none"> • Available as Plus (+) Legs, add \$80. Unavailable in Chrome/Nickel • Available with Sled Back Legs, add \$40. Powder Coat colors only. 																			
Legs standard in Powder Coat Sugar.																			
<ul style="list-style-type: none"> • Available in six additional colors. See below. • Available in custom Powder Coat colors, contact factory. • Also available in Polished Chrome (PC), add \$80, and Brushed Chrome (BC), add \$48. Not applicable for Sled Back Legs. 																			
All available as Right Arm Facing (1503-06BTF).																			
GSA SIN 711-16															Cartoned Wt. (lbs.)		35		
GSA SIN 711-16															Cartoned Vol. (cu.ft.)		35		



Style	COM	COL	MB Leather Grade			Fabric Grades			MB Masquerade						Fabric Yardage	Sq. Ft. Leather	Dimensions		
			A	B	C	1	2	3	4	5	6	7	8	9					
Assembli 1501-07	Wedge	2127	2340	3387	3565	3747	2406	2496	2586	2676	2766	2856	2946	3036	3126	4.5	81	OW	31
	Low-Back	Multiple Upholstery																OD	31
	Outside Wedge	Lumbar Cushion														1	18	OH	36
			Seat														1.75	32	SH
		Back Panel														2.25	41		



Back and Arm Panels standard as Upholstered.

- Available in Maple Veneer in MB standard finishes (W), add \$1335.
- Also available in Rift Cut Oak Veneer and Walnut Veneer, add \$1455.
- Available in Laminate (LM), add \$1035. See below for options.
- Panels available as Upholstered Channel Back without lumbar (CN), add \$30, or with lumbar (CL), add \$270.
- Available as Panel Built to Floor, see 1501-01BTF.

Legs standard as Round or Square.

- Available as Plus (+) Legs, add \$80. Unavailable in Chrome/Nickel
- Available with Sled Back Legs, add \$40. Powder Coat colors only.

Legs standard in Powder Coat Sugar.

- Available in six additional colors. See below.
- Available in custom Powder Coat colors, contact factory.
- Also available in Polished Chrome (PC), add \$80, and Brushed Chrome (BC), add \$48. Not applicable for Sled Back Legs.

GSA SIN 711-16

Cartoned Wt. (lbs.)
Cartoned Vol. (cu.ft.) 23

Assembli 1501-07BTF	Wedge	2238	2462	3638	3836	4038	2548	2648	2748	2848	2948	3048	3148	3248	3348	5	90	OW	31
	Low-Back	Multiple Upholstery																OD	31
	Outside Wedge	Lumbar Cushion														1	18	OH	36
	Built-to-Floor		Seat														1.75	32	SH
		Back Panel														2.75	50		

- Panels available as Upholstered Channel Back without lumbar (CN), add \$30, or with lumbar (CL), add \$270.
- Available as Panel Built to Floor, see 1501-01BTF.

Back and Arm Panels standard as Upholstered.

- Available in Maple Veneer in MB standard finishes (W), add \$1335.
- Also available in Rift Cut Oak Veneer and Walnut Veneer, add \$1455.
- Available in Laminate (LM), add \$1035. See below for options.

Legs standard as Round or Square.

- Available as Plus (+) Legs, add \$80. Unavailable in Chrome/Nickel
- Available with Sled Back Legs, add \$40. Powder Coat colors only.

Legs standard in Powder Coat Sugar.

- Available in six additional colors. See below.
- Available in custom Powder Coat colors, contact factory.
- Also available in Polished Chrome (PC), add \$80, and Brushed Chrome (BC), add \$48. Not applicable for Sled Back Legs.

GSA SIN 711-16

Cartoned Wt. (lbs.)
Cartoned Vol. (cu.ft.) 23

Style	COM	COL	MB Leather Grade			Fabric Grades									Fabric Yardage	Sq. Ft. Leather	Dimensions		
			A	B	C	1	2	3	4	5	6	7	8	9					
Assembli 1503-07	Wedge	2454	2699	4133	4371	4614	2826	2946	3066	3186	3306	3426	3546	3666	3786	6	108	OW	31
	High-Back	Multiple Upholstery																OD	31
	Outside Wedge	Lumbar Cushion														1	18	OH	56
		Seat														1.75	32	SH	18
	Back Panel														3.75	68			
	<ul style="list-style-type: none"> • Panels available as Upholstered Channel Back without lumbar (CN), add \$30, or with lumbar (CL), add \$270. • Available as Panel Built to Floor, see 1501-01BTF. 																		
	Back and Arm Panels standard as Upholstered.																		
	<ul style="list-style-type: none"> • Available in Maple Veneer in MB standard finishes (W), add \$1335. • Also available in Rift Cut Oak Veneer and Walnut Veneer, add \$1455. • Available in Laminate (LM), add \$1035. See below for options. 																		
	Legs standard as Round or Square.																		
	<ul style="list-style-type: none"> • Available as Plus (+) Legs, add \$80. Unavailable in Chrome/Nickel • Available with Sled Back Legs, add \$40. Powder Coat colors only. 																		
	Legs standard in Powder Coat Sugar.																		
	<ul style="list-style-type: none"> • Available in six additional colors. See below. • Available in custom Powder Coat colors, contact factory. • Also available in Polished Chrome (PC), add \$80, and Brushed Chrome (BC), add \$48. Not applicable for Sled Back Legs. 																		
GSA SIN 711-16												Cartoned Wt. (lbs.)		35					
GSA SIN 711-16												Cartoned Vol. (cu.ft.)		35					



Assembli 1503-07BTF	Wedge	2564	2820	4383	4641	4904	2967	3097	3227	3357	3487	3617	3747	3877	4007	6.5	117	OW	31
	High-Back	Multiple Upholstery																OD	31
	Outside Wedge	Lumbar Cushion														1	18	OH	56
	Built-to-Floor	Seat														1.75	32	SH	18
	Back Panel														4.25	77			
	<ul style="list-style-type: none"> • Available in Maple Veneer in MB standard finishes (W), add \$1335. • Also available in Rift Cut Oak Veneer and Walnut Veneer, add \$1455. • Available in Laminate (LM), add \$1035. See below for options. • Panels available as Upholstered Channel Back without lumbar (CN), add \$30, or with lumbar (CL), add \$270. • Available as Panel Built to Floor, see 1501-01BTF. 																		
	Legs standard as Round or Square.																		
	<ul style="list-style-type: none"> • Available as Plus (+) Legs, add \$80. Unavailable in Chrome/Nickel • Available with Sled Back Legs, add \$40. Powder Coat colors only. 																		
	Legs standard in Powder Coat Sugar.																		
	<ul style="list-style-type: none"> • Available in six additional colors. See below. • Available in custom Powder Coat colors, contact factory. • Also available in Polished Chrome (PC), add \$80, and Brushed Chrome (BC), add \$48. Not applicable for Sled Back Legs. 																		
GSA SIN 711-16												Cartoned Wt. (lbs.)		35					
GSA SIN 711-16												Cartoned Vol. (cu.ft.)		35					

Style	COM	COL	MB Leather Grade			Fabric Grades									Fabric Yardage	Sq. Ft. Leather	Dimensions		
			A	B	C	1	2	3	4	5	6	7	8	9					
Assembli 1502-08	Wedge	2576	2834	4395	4653	4916	2979	3109	3239	3369	3499	3629	3759	3889	4019	6.5	117	OW	79.5
	Mid-Back	Multiple Upholstery																OD	27
	Inside Wedge	Lumbar Cushion														1	18	OH	42
		Seat														3.25	59	SH	18
	Back Panel														2.75	50			
	<ul style="list-style-type: none"> • Panels available as Upholstered Channel Back without lumbar (CN), add \$30, or with lumbar (CL), add \$270. • Available as Panel Built to Floor, see 1501-01BTF. 																		
	Back and Arm Panels standard as Upholstered.																		
	<ul style="list-style-type: none"> • Available in Maple Veneer in MB standard finishes (W), add \$1335. • Also available in Rift Cut Oak Veneer and Walnut Veneer, add \$1455. • Available in Laminate (LM), add \$1035. See below for options. 																		
	Legs standard as Round or Square.																		
	<ul style="list-style-type: none"> • Available as Plus (+) Legs, add \$80. Unavailable in Chrome/Nickel • Available with Sled Back Legs, add \$40. Powder Coat colors only. 																		
	Legs standard in Powder Coat Sugar.																		
	<ul style="list-style-type: none"> • Available in six additional colors. See below. • Available in custom Powder Coat colors, contact factory. • Also available in Polished Chrome (PC), add \$80, and Brushed Chrome (BC), add \$48. Not applicable for Sled Back Legs. 																		
GSA SIN 711-16																Cartoned Wt. (lbs.)		56	
GSA SIN 711-16																Cartoned Vol. (cu.ft.)		56	



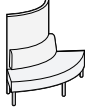
Assembli 1502-08BTF	Wedge	2686	2955	4645	4923	5206	3120	3260	3400	3540	3680	3820	3960	4100	4240	7	126	OW	79.5
	Mid-Back	Multiple Upholstery																OD	27
	Inside Wedge	Lumbar Cushion														1	18	OH	42
	Built-to-Floor	Seat														3.25	59	SH	18
	Back Panel														3.25	59			
	<ul style="list-style-type: none"> • Panels available as Upholstered Channel Back without lumbar (CN), add \$30, or with lumbar (CL), add \$270. • Available as Panel Built to Floor, see 1501-01BTF. 																		
	Back and Arm Panels standard as Upholstered.																		
	<ul style="list-style-type: none"> • Available in Maple Veneer in MB standard finishes (W), add \$1335. • Also available in Rift Cut Oak Veneer and Walnut Veneer, add \$1455. • Available in Laminate (LM), add \$1035. See below for options. 																		
	Legs standard as Round or Square.																		
	<ul style="list-style-type: none"> • Available as Plus (+) Legs, add \$80. Unavailable in Chrome/Nickel • Available with Sled Back Legs, add \$40. Powder Coat colors only. 																		
	Legs standard in Powder Coat Sugar.																		
	<ul style="list-style-type: none"> • Available in six additional colors. See below. • Available in custom Powder Coat colors, contact factory. • Also available in Polished Chrome (PC), add \$80, and Brushed Chrome (BC), add \$48. Not applicable for Sled Back Legs. 																		
GSA SIN 711-16																Cartoned Wt. (lbs.)		56	
GSA SIN 711-16																Cartoned Vol. (cu.ft.)		56	

Style	COM	COL	MB Leather Grade			Fabric Grades									Fabric Yardage	Sq. Ft. Leather	Dimensions		
			A	B	C	1	2	3	4	5	6	7	8	9					
Assembli 1502-08	Wedge	2576	2834	4395	4653	4916	2979	3109	3239	3369	3499	3629	3759	3889	4019	6.5	117	OW	79.5
	Mid-Back	Multiple Upholstery																OD	27
	Inside Wedge	Lumbar Cushion														1	18	OH	42
		Seat														3.25	59	SH	18
	Back Panel														2.75	50			
	<ul style="list-style-type: none"> • Panels available as Upholstered Channel Back without lumbar (CN), add \$30, or with lumbar (CL), add \$270. • Available as Panel Built to Floor, see 1501-01BTF. 																		
	Back and Arm Panels standard as Upholstered.																		
	<ul style="list-style-type: none"> • Available in Maple Veneer in MB standard finishes (W), add \$1335. • Also available in Rift Cut Oak Veneer and Walnut Veneer, add \$1455. • Available in Laminate (LM), add \$1035. See below for options. 																		
	Legs standard as Round or Square.																		
	<ul style="list-style-type: none"> • Available as Plus (+) Legs, add \$80. Unavailable in Chrome/Nickel • Available with Sled Back Legs, add \$40. Powder Coat colors only. 																		
	Legs standard in Powder Coat Sugar.																		
	<ul style="list-style-type: none"> • Available in six additional colors. See below. • Available in custom Powder Coat colors, contact factory. • Also available in Polished Chrome (PC), add \$80, and Brushed Chrome (BC), add \$48. Not applicable for Sled Back Legs. 																		
GSA SIN 711-16																Cartoned Wt. (lbs.)		56	
GSA SIN 711-16																Cartoned Vol. (cu.ft.)		56	



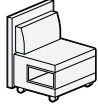
Style	COM	COL	MB Leather Grade			Fabric Grades									Fabric Yardage	Sq. Ft. Leather	Dimensions		
			A	B	C	1	2	3	4	5	6	7	8	9					
Assembli 1502-08BTF	Wedge	2686	2955	4645	4923	5206	3120	3260	3400	3540	3680	3820	3960	4100	4240	7	126	OW	79.5
	Mid-Back	Multiple Upholstery																OD	27
	Inside Wedge	Lumbar Cushion														1	18	OH	42
	Built-to-Floor	Seat														3.25	59	SH	18
	Back Panel														3.25	59			
	<ul style="list-style-type: none"> • Panels available as Upholstered Channel Back without lumbar (CN), add \$30, or with lumbar (CL), add \$270. • Available as Panel Built to Floor, see 1501-01BTF. 																		
	Back and Arm Panels standard as Upholstered.																		
	<ul style="list-style-type: none"> • Available in Maple Veneer in MB standard finishes (W), add \$1335. • Also available in Rift Cut Oak Veneer and Walnut Veneer, add \$1455. • Available in Laminate (LM), add \$1035. See below for options. 																		
	Legs standard as Round or Square.																		
	<ul style="list-style-type: none"> • Available as Plus (+) Legs, add \$80. Unavailable in Chrome/Nickel • Available with Sled Back Legs, add \$40. Powder Coat colors only. 																		
	Legs standard in Powder Coat Sugar.																		
	<ul style="list-style-type: none"> • Available in six additional colors. See below. • Available in custom Powder Coat colors, contact factory. • Also available in Polished Chrome (PC), add \$80, and Brushed Chrome (BC), add \$48. Not applicable for Sled Back Legs. 																		
GSA SIN 711-16																Cartoned Wt. (lbs.)		56	
GSA SIN 711-16																Cartoned Vol. (cu.ft.)		56	

Style	COM	COL	MB Leather Grade			Fabric Grades			MB Masquerade						Fabric Yardage	Sq. Ft. Leather	Dimensions		
			A	B	C	1	2	3	4	5	6	7	8	9					
Assembli 1503-08	Wedge	2769	3046	4868	5165	5469	3234	3384	3534	3684	3834	3984	4134	4284	4434	7.5	135	OW	79.5
	High-Back	Multiple Upholstery																OD	27
	Inside Wedge	Lumbar CUshion														1	18	OH	56
		Seat														3.25	59	SH	18
	Back Panel														4.25	77			
	<ul style="list-style-type: none"> • Panels available as Upholstered Channel Back without lumbar (CN), add \$30, or with lumbar (CL), add \$270. • Available as Panel Built to Floor, see 1501-01BTF. 																		
	Back and Arm Panels standard as Upholstered.																		
	<ul style="list-style-type: none"> • Available in Maple Veneer in MB standard finishes (W), add \$1335. • Also available in Rift Cut Oak Veneer and Walnut Veneer, add \$1455. • Available in Laminate (LM), add \$1035. See below for options. 																		
	Legs standard as Round or Square.																		
	<ul style="list-style-type: none"> • Available as Plus (+) Legs, add \$80. Unavailable in Chrome/Nickel • Available with Sled Back Legs, add \$40. Powder Coat colors only. 																		
	Legs standard in Powder Coat Sugar.																		
	<ul style="list-style-type: none"> • Available in six additional colors. See below. • Available in custom Powder Coat colors, contact factory. • Also available in Polished Chrome (PC), add \$80, and Brushed Chrome (BC), add \$48. Not applicable for Sled Back Legs. 																		
GSA SIN 711-16												Cartoned Wt. (lbs.)		73					
GSA SIN 711-16												Cartoned Vol. (cu.ft.)		73					



Assembli 1503-08BTF	Wedge	2879	3167	5118	5435	5759	3375	3535	3695	3855	4015	4175	4335	4495	4655	8	144	OW	79.5
	High-Back	Multiple Upholstery																OD	27
	Inside Wedge	Lumbar Cushion														1	18	OH	56
	Built-to-Floor	Seat														3.25	59	SH	18
	Back Panel														4.25	77			
	<ul style="list-style-type: none"> • Panels available as Upholstered Channel Back without lumbar (CN), add \$30, or with lumbar (CL), add \$270. • Available as Panel Built to Floor, see 1501-01BTF. 																		
	Back and Arm Panels standard as Upholstered.																		
	<ul style="list-style-type: none"> • Available in Maple Veneer in MB standard finishes (W), add \$1335. • Also available in Rift Cut Oak Veneer and Walnut Veneer, add \$1455. • Available in Laminate (LM), add \$1035. See below for options. 																		
	Legs standard as Round or Square.																		
	<ul style="list-style-type: none"> • Available as Plus (+) Legs, add \$80. Unavailable in Chrome/Nickel • Available with Sled Back Legs, add \$40. Powder Coat colors only. 																		
	Legs standard in Powder Coat Sugar.																		
	<ul style="list-style-type: none"> • Available in six additional colors. See below. • Available in custom Powder Coat colors, contact factory. • Also available in Polished Chrome (PC), add \$80, and Brushed Chrome (BC), add \$48. Not applicable for Sled Back Legs. 																		
GSA SIN 711-16												Cartoned Wt. (lbs.)		73					
GSA SIN 711-16												Cartoned Vol. (cu.ft.)		73					

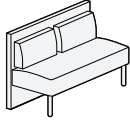
Style		COM COL		MB Leather Grade			Fabric Grades			MB Masquerade					Fabric Yardage	Sq. Ft. Leather	Dimensions		
		A	B	C	1	2	3	4	5	6	7	8	9	OW			OD		
Assembli 1501-09S	Low Back	2475	2723	4014	4232	4455	2816	2926	3036	3146	3256	3366	3476	3586	3696	5.5	99	OW	30
	Chair	Multiple Upholstery																OD	27
	Casters	Lumbar Cushion														1	18	OH	36
	Shelf	Seat														2	36	SH	18
		Back Panel														2.5	45		
		<ul style="list-style-type: none"> • Panels available as Upholstered Channel Back without lumbar (CN), add \$30, or with lumbar (CL), add \$270. • Available as Panel Built to Floor, see 1501-01BTF. 																	
		Back and Arm Panels standard as Upholstered.																	
		<ul style="list-style-type: none"> • Available in Maple Veneer in MB standard finishes (W), add \$1335. • Also available in Rift Cut Oak Veneer and Walnut Veneer, add \$1455. • Available in Laminate (LM), add \$1035. See below for options. 																	
		Legs standard as Round or Square.																	
		<ul style="list-style-type: none"> • Available as Plus (+) Legs, add \$80. Unavailable in Chrome/Nickel • Available with Sled Back Legs, add \$40. Powder Coat colors only. 																	
		Legs standard in Powder Coat Sugar.																	
		<ul style="list-style-type: none"> • Available in six additional colors. See below. • Available in custom Powder Coat colors, contact factory. • Also available in Polished Chrome (PC), add \$80, and Brushed Chrome (BC), add \$48. Not applicable for Sled Back Legs. 																	
GSA SIN 711-16												Cartoned Wt. (lbs.)		20					
GSA SIN 711-16												Cartoned Vol. (cu.ft.)		20					



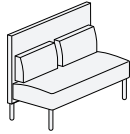
Style		COM COL		MB Leather Grade			Fabric Grades			MB Masquerade					Fabric Yardage	Sq. Ft. Leather	Dimensions		
		A	B	C	1	2	3	4	5	6	7	8	9	OW			OD		
Assembli 1502-09S	Mid Back	2595	2855	4414	4672	4935	2998	3128	3258	3388	3518	3648	3778	3908	4038	6.5	117	OW	30
	Chair	Multiple Upholstery																OD	27
	Casters	Lumbar Cushion														1	18	OH	42
	Shelf	Seat														2	36	SH	18
		Back Panel														3	54		
		<ul style="list-style-type: none"> • Panels available as Upholstered Channel Back without lumbar (CN), add \$30, or with lumbar (CL), add \$270. • Available as Panel Built to Floor, see 1501-01BTF. 																	
		Back and Arm Panels standard as Upholstered.																	
		<ul style="list-style-type: none"> • Available in Maple Veneer in MB standard finishes (W), add \$1335. • Also available in Rift Cut Oak Veneer and Walnut Veneer, add \$1455. • Available in Laminate (LM), add \$1035. See below for options. 																	
		Legs standard as Round or Square.																	
		<ul style="list-style-type: none"> • Available as Plus (+) Legs, add \$80. Unavailable in Chrome/Nickel • Available with Sled Back Legs, add \$40. Powder Coat colors only. 																	
		Legs standard in Powder Coat Sugar.																	
		<ul style="list-style-type: none"> • Available in six additional colors. See below. • Available in custom Powder Coat colors, contact factory. • Also available in Polished Chrome (PC), add \$80, and Brushed Chrome (BC), add \$48. Not applicable for Sled Back Legs. 																	
GSA SIN 711-16												Cartoned Wt. (lbs.)		23					
GSA SIN 711-16												Cartoned Vol. (cu.ft.)		23					



Style		COM		MB Leather Grade			Fabric Grades			MB Masquerade					Fabric Yardage	Sq. Ft. Leather	Dimensions		
		COL	A	B	C	1	2	3	4	5	6	7	8	9			OW	OD	
Assembli 1501-61BTF	Low Back	3062	3368	5651	6017	6392	3636	3821	4006	4191	4376	4561	4746	4931	5116	9.25	167	OW	60
	Sofa	Multiple Upholstery																	
	No Arms	Lumbar Cushion																	
	Built-to-Floor	Seat																	
		Back Panel																	
		<ul style="list-style-type: none"> • Panels available as Upholstered Channel Back without lumbar (CN), add \$30, or with lumbar (CL), add \$270. • Available as Panel Built to Floor, see 1501-01BTF. 																	
		Back and Arm Panels standard as Upholstered.																	
		<ul style="list-style-type: none"> • Available in Maple Veneer in MB standard finishes (W), add \$1335. • Also available in Rift Cut Oak Veneer and Walnut Veneer, add \$1455. • Available in Laminate (LM), add \$1035. See below for options. 																	
		Legs standard as Round or Square.																	
		<ul style="list-style-type: none"> • Available as Plus (+) Legs, add \$80. Unavailable in Chrome/Nickel • Available with Sled Back Legs, add \$40. Powder Coat colors only. 																	
		Legs standard in Powder Coat Sugar.																	
		<ul style="list-style-type: none"> • Available in six additional colors. See below. • Available in custom Powder Coat colors, contact factory. • Also available in Polished Chrome (PC), add \$80, and Brushed Chrome (BC), add \$48. Not applicable for Sled Back Legs. 																	
GSA SIN 711-16												Cartoned Wt. (lbs.)		37					
GSA SIN 711-16												Cartoned Vol. (cu.ft.)		37					



Assembli 1502-61	Mid Back	3708	4079	6367	6743	7128	4297	4487	4677	4867	5057	5247	5437	5627	5817	9.5	171	OW	60
	Sofa	Multiple Upholstery																	
	No Arms	Lumbar Cushion																	
		Seat																	
		Back Panel																	
		<ul style="list-style-type: none"> • Panels available as Upholstered Channel Back without lumbar (CN), add \$30, or with lumbar (CL), add \$270. • Available as Panel Built to Floor, see 1501-01BTF. 																	
		Back and Arm Panels standard as Upholstered.																	
		<ul style="list-style-type: none"> • Available in Maple Veneer in MB standard finishes (W), add \$1335. • Also available in Rift Cut Oak Veneer and Walnut Veneer, add \$1455. • Available in Laminate (LM), add \$1035. See below for options. 																	
		Legs standard as Round or Square.																	
		<ul style="list-style-type: none"> • Available as Plus (+) Legs, add \$80. Unavailable in Chrome/Nickel • Available with Sled Back Legs, add \$40. Powder Coat colors only. 																	
		Legs standard in Powder Coat Sugar.																	
		<ul style="list-style-type: none"> • Available in six additional colors. See below. • Available in custom Powder Coat colors, contact factory. • Also available in Polished Chrome (PC), add \$80, and Brushed Chrome (BC), add \$48. Not applicable for Sled Back Legs. 																	
GSA SIN 711-16												Cartoned Wt. (lbs.)		43					
GSA SIN 711-16												Cartoned Vol. (cu.ft.)		43					

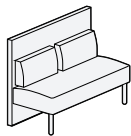


Style	COM	COL	MB Leather Grade			Fabric Grades									Fabric Yardage	Sq. Ft. Leather	Dimensions		
			A	B	C	1	2	3	4	5	6	7	8	9					
Assembli 1502-61	Mid Back Sofa	3708	4079	6367	6743	7128	4297	4487	4677	4867	5057	5247	5437	5627	5817	9.5	171	OW	60
																		OD	27
	No Arms	Multiple Upholstery																	
		Lumbar Cushion																	
		Seat														2	36	OH	42
		Back Panel														4	72	SH	18
		<ul style="list-style-type: none"> • Panels available as Upholstered Channel Back without lumbar (CN), add \$30, or with lumbar (CL), add \$270. • Available as Panel Built to Floor, see 1501-01BTF. 																	
		Back and Arm Panels standard as Upholstered.																	
		<ul style="list-style-type: none"> • Available in Maple Veneer in MB standard finishes (W), add \$1335. • Also available in Rift Cut Oak Veneer and Walnut Veneer, add \$1455. • Available in Laminate (LM), add \$1035. See below for options. 																	
		Legs standard as Round or Square.																	
		<ul style="list-style-type: none"> • Available as Plus (+) Legs, add \$80. Unavailable in Chrome/Nickel • Available with Sled Back Legs, add \$40. Powder Coat colors only. 																	
		Legs standard in Powder Coat Sugar.																	
		<ul style="list-style-type: none"> • Available in six additional colors. See below. • Available in custom Powder Coat colors, contact factory. • Also available in Polished Chrome (PC), add \$80, and Brushed Chrome (BC), add \$48. Not applicable for Sled Back Legs. 																	
																Cartoned Wt. (lbs.)			
																Cartoned Vol. (cu.ft.)		43	




GSA SIN 711-16

Assembli 1502-61BTF	Mid Back Sofa	3808	4189	6747	7163	7588	4459	4669	4879	5089	5299	5509	5719	5929	6139	10.5	189	OW	60
																		OD	27
	No Arms	Multiple Upholstery																	
	Built-to-Floor	Lumbar Cushion																	
		Seat														2	36	OH	42
		Back Panel														4	72	SH	18
		<ul style="list-style-type: none"> • Panels available as Upholstered Channel Back without lumbar (CN), add \$30, or with lumbar (CL), add \$270. • Available as Panel Built to Floor, see 1501-01BTF. 																	
		Back and Arm Panels standard as Upholstered.																	
		<ul style="list-style-type: none"> • Available in Maple Veneer in MB standard finishes (W), add \$1335. • Also available in Rift Cut Oak Veneer and Walnut Veneer, add \$1455. • Available in Laminate (LM), add \$1035. See below for options. 																	
		Legs standard as Round or Square.																	
		<ul style="list-style-type: none"> • Available as Plus (+) Legs, add \$80. Unavailable in Chrome/Nickel • Available with Sled Back Legs, add \$40. Powder Coat colors only. 																	
		Legs standard in Powder Coat Sugar.																	
		<ul style="list-style-type: none"> • Available in six additional colors. See below. • Available in custom Powder Coat colors, contact factory. • Also available in Polished Chrome (PC), add \$80, and Brushed Chrome (BC), add \$48. Not applicable for Sled Back Legs. 																	
																Cartoned Wt. (lbs.)			
																Cartoned Vol. (cu.ft.)		43	



GSA SIN 711-16

Style	COM	COL	MB Leather Grade			Fabric Grades			MB Masquerade							Fabric Yardage	Sq. Ft. Leather	Dimensions	
			A	B	C	1	2	3	4	5	6	7	8	9					
Assembli 1503-61	High Back	4047	4452	7126	7562	8007	4729	4949	5169	5389	5609	5829	6049	6269	6489	11	198	OW	60
	Sofa	Multiple Upholstery																OD	27
	No Arms	Lumbar Cushion																OH	56
		Seats														2	36		
		Back Panel														4	72		
																6	108		



Back and Arm Panels standard as Upholstered.

- Available in Maple Veneer in MB standard finishes (W), add \$1335.
- Also available in Rift Cut Oak Veneer and Walnut Veneer, add \$1455.
- Available in Laminate (LM), add \$1035. See below for options.
- Panels available as Upholstered Channel Back without lumbar (CN), add \$30, or with lumbar (CL), add \$270.
- Available as Panel Built to Floor, see 1501-01BTF.

Legs standard as Round or Square.

- Available as Plus (+) Legs, add \$80. Unavailable in Chrome/Nickel
- Available with Sled Back Legs, add \$40. Powder Coat colors only.

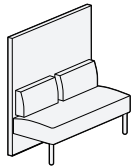
Legs standard in Powder Coat Sugar.

- Available in six additional colors. See below.
- Available in custom Powder Coat colors, contact factory.
- Also available in Polished Chrome (PC), add \$80, and Brushed Chrome (BC), add \$48. Not applicable for Sled Back Legs.

GSA SIN 711-16

Cartoned Wt. (lbs.)
Cartoned Vol. (cu.ft.) 56

Assembli 1503-61BTF	High Back	4149	4564	7438	7903	8379	4878	5113	5348	5583	5818	6053	6288	6523	6758	11.75	212	OW	60
	Sofa	Multiple Upholstery																OD	27
	No Arms	Lumbar Cushion																OH	56
	Built-to-Floor	Seats														2	36		
		Back Panel														4	72		
																6.5	117		



Back and Arm Panels standard as Upholstered.

- Available in Maple Veneer in MB standard finishes (W), add \$1335.
- Also available in Rift Cut Oak Veneer and Walnut Veneer, add \$1455.
- Available in Laminate (LM), add \$1035. See below for options.
- Panels available as Upholstered Channel Back without lumbar (CN), add \$30, or with lumbar (CL), add \$270.
- Available as Panel Built to Floor, see 1501-01BTF.

Legs standard as Round or Square.

- Available as Plus (+) Legs, add \$80. Unavailable in Chrome/Nickel
- Available with Sled Back Legs, add \$40. Powder Coat colors only.

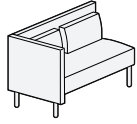
Legs standard in Powder Coat Sugar.

- Available in six additional colors. See below.
- Available in custom Powder Coat colors, contact factory.
- Also available in Polished Chrome (PC), add \$80, and Brushed Chrome (BC), add \$48. Not applicable for Sled Back Legs.

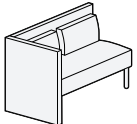
GSA SIN 711-16

Cartoned Wt. (lbs.)
Cartoned Vol. (cu.ft.) 56

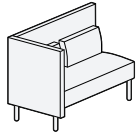
Style	COM	COL	MB Leather Grade			Fabric Grades			MB Masquerade							Fabric Yardage	Sq. Ft. Leather	Dimensions	
			A	B	C	1	2	3	4	5	6	7	8	9					
Assembli 1501-63	Low Back	3243	3567	6042	6438	6843	3863	4063	4263	4463	4663	4863	5063	5263	5463	10	180	OW	62
	Sofa	Multiple Upholstery																OD	27
	Arm LAF	Lumbar Cushion																OH	36
		Seat														2	36	SH	18
		Back Panel														4	72		
		<ul style="list-style-type: none"> • Panels available as Upholstered Channel Back without lumbar (CN), add \$30, or with lumbar (CL), add \$270. • Available as Panel Built to Floor, see 1501-01BTF. 														5.5	99		
		<p>Back and Arm Panels standard as Upholstered.</p> <ul style="list-style-type: none"> • Available in Maple Veneer in MB standard finishes (W), add \$1335. • Also available in Rift Cut Oak Veneer and Walnut Veneer, add \$1455. • Available in Laminate (LM), add \$1035. See below for options. <p>Legs standard as Round or Square.</p> <ul style="list-style-type: none"> • Available as Plus (+) Legs, add \$80. Unavailable in Chrome/Nickel • Available with Sled Back Legs, add \$40. Powder Coat colors only. <p>Legs standard in Powder Coat Sugar.</p> <ul style="list-style-type: none"> • Available in six additional colors. See below. • Available in custom Powder Coat colors, contact factory. • Also available in Polished Chrome (PC), add \$80, and Brushed Chrome (BC), add \$48. Not applicable for Sled Back Legs. <p>All available as Right Arm Facing (1501-64).</p>																	
GSA SIN 711-16															Cartoned Wt. (lbs.)				
GSA SIN 711-16															Cartoned Vol. (cu.ft.)		38		



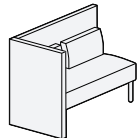
Style	COM	COL	MB Leather Grade			Fabric Grades			MB Masquerade							Fabric Yardage	Sq. Ft. Leather	Dimensions	
			A	B	C	1	2	3	4	5	6	7	8	9					
Assembli 1501-63BTF	Low Back	3397	3737	6826	7311	7807	4157	4402	4647	4892	5137	5382	5627	5872	6117	12.25	221	OW	62
	Sofa	Multiple Upholstery																OD	27
	Arm LAF	Lumbar Cushion																OH	36
	Built-to-Floor	Seat														2	36	SH	18
		Back Panel														4	72		
		<ul style="list-style-type: none"> • Panels available as Upholstered Channel Back without lumbar (CN), add \$30, or with lumbar (CL), add \$270. • Available as Panel Built to Floor, see 1501-01BTF. 														7.5	135		
		<p>Back and Arm Panels standard as Upholstered.</p> <ul style="list-style-type: none"> • Available in Maple Veneer in MB standard finishes (W), add \$1335. • Also available in Rift Cut Oak Veneer and Walnut Veneer, add \$1455. • Available in Laminate (LM), add \$1035. See below for options. <p>Legs standard as Round or Square.</p> <ul style="list-style-type: none"> • Available as Plus (+) Legs, add \$80. Unavailable in Chrome/Nickel • Available with Sled Back Legs, add \$40. Powder Coat colors only. <p>Legs standard in Powder Coat Sugar.</p> <ul style="list-style-type: none"> • Available in six additional colors. See below. • Available in custom Powder Coat colors, contact factory. • Also available in Polished Chrome (PC), add \$80, and Brushed Chrome (BC), add \$48. Not applicable for Sled Back Legs. <p>All available as Right Arm Facing (1501-64BTF).</p>																	
GSA SIN 711-16															Cartoned Wt. (lbs.)				
GSA SIN 711-16															Cartoned Vol. (cu.ft.)		38		



Style	COM	COL	MB Leather Grade			Fabric Grades			MB Masquerade	4	5	6	7	8	9	Fabric Yardage	Sq. Ft. Leather	Dimensions		
			A	B	C	1	2	3										OW	OD	
Assembli 1502-63	Mid Back Sofa	4078	4486	7367	7832	8308	4807	5042	5277	5512	5747	5982	6217	6452	6687	11.75	212	OW	62	
		Multiple Upholstery																	OD	27
	Arm LAF	Lumbar Cushion																	OH	42
		Seat															2	36	SH	18
		Back Panel															4	72		
																	6.75	122		
		<ul style="list-style-type: none"> • Panels available as Upholstered Channel Back without lumbar (CN), add \$30, or with lumbar (CL), add \$270. • Available as Panel Built to Floor, see 1501-01BTF. 																		
		Back and Arm Panels standard as Upholstered.																		
		<ul style="list-style-type: none"> • Available in Maple Veneer in MB standard finishes (W), add \$1335. • Also available in Rift Cut Oak Veneer and Walnut Veneer, add \$1455. • Available in Laminate (LM), add \$1035. See below for options. 																		
		Legs standard as Round or Square.																		
		<ul style="list-style-type: none"> • Available as Plus (+) Legs, add \$80. Unavailable in Chrome/Nickel • Available with Sled Back Legs, add \$40. Powder Coat colors only. 																		
		Legs standard in Powder Coat Sugar.																		
		<ul style="list-style-type: none"> • Available in six additional colors. See below. • Available in custom Powder Coat colors, contact factory. • Also available in Polished Chrome (PC), add \$80, and Brushed Chrome (BC), add \$48. Not applicable for Sled Back Legs. 																		
		All available as Right Arm Facing (1502-64).																		
															Cartoned Wt. (lbs.)					
GSA SIN 711-16															Cartoned Vol. (cu.ft.)		82			



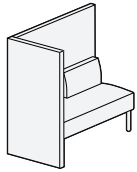
Style	COM	COL	MB Leather Grade			Fabric Grades			MB Masquerade	4	5	6	7	8	9	Fabric Yardage	Sq. Ft. Leather	Dimensions		
			A	B	C	1	2	3										OW	OD	
Assembli 1502-63BTF	Mid Back Sofa	4204	4624	7913	8437	8974	5026	5291	5556	5821	6086	6351	6616	6881	7146	13.25	239	OW	62	
		Multiple Upholstery																	OD	27
	ArmLAF	Lumbar Cushion																	OH	42
	Built-to-Floor	Seat															2	36	SH	18
		Back Panel															4	72		
																	8.25	149		
		<ul style="list-style-type: none"> • Panels available as Upholstered Channel Back without lumbar (CN), add \$30, or with lumbar (CL), add \$270. • Available as Panel Built to Floor, see 1501-01BTF. 																		
		Back and Arm Panels standard as Upholstered.																		
		<ul style="list-style-type: none"> • Available in Maple Veneer in MB standard finishes (W), add \$1335. • Also available in Rift Cut Oak Veneer and Walnut Veneer, add \$1455. • Available in Laminate (LM), add \$1035. See below for options. 																		
		Legs standard as Round or Square.																		
		<ul style="list-style-type: none"> • Available as Plus (+) Legs, add \$80. Unavailable in Chrome/Nickel • Available with Sled Back Legs, add \$40. Powder Coat colors only. 																		
		Legs standard in Powder Coat Sugar.																		
		<ul style="list-style-type: none"> • Available in six additional colors. See below. • Available in custom Powder Coat colors, contact factory. • Also available in Polished Chrome (PC), add \$80, and Brushed Chrome (BC), add \$48. Not applicable for Sled Back Legs. 																		
		All available as Right Arm Facing (1502-64BTF).																		
															Cartoned Wt. (lbs.)					
GSA SIN 711-16															Cartoned Vol. (cu.ft.)		82			



Style	COM		COL		MB Leather Grade			Fabric Grades			MB Masquerade					Fabric Yardage	Sq. Ft. Leather	Dimensions
	0	0	A	B	C	1	2	3	4	5	6	7	8	9	0			

GSA SIN 711-16

Assembl	High Back	4614	5075	8813	9407	10014	5544	5844	6144	6444	6744	7044	7344	7644	7944	15	270	OW	60	
1503-63BTF	Sofa	Multiple Upholstery																	OD	27
	Arm LAF	Lumbar Cushion														2	36	OH	56	
	Built-to-Floor	Seat														4	72	SH	18	
		Back Panel														10	180			



Back and Arm Panels standard as Upholstered.

- Available in Maple Veneer in MB standard finishes (**W**), add \$1335.
- Also available in Rift Cut Oak Veneer and Walnut Veneer, add \$1455.
- Available in Laminate (**LM**), add \$1035. See below for options.
- Panels available as Upholstered Channel Back without lumbar (**CN**), add \$30, or with lumbar (**CL**), add \$270.
- Available as Panel Built to Floor, see 1501-01BTF.

Legs standard as Round or Square.

- Available as Plus (+) Legs, add \$80. Unavailable in Chrome/Nickel
- Available with Sled Back Legs, add \$40. Powder Coat colors only.

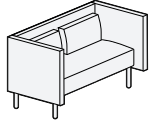
Legs standard in Powder Coat Sugar.

- Available in six additional colors. See below.
 - Available in custom Powder Coat colors, contact factory.
 - Also available in Polished Chrome (**PC**), add \$80, and Brushed Chrome (**BC**), add \$48. Not applicable for Sled Back Legs.
- All available as Right Arm Facing (1503-64BTF).

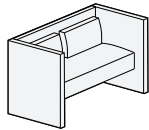
GSA SIN 711-16

Cartoned Wt. (lbs.)
Cartoned Vol. (cu.ft.) 56

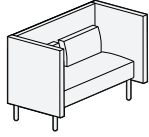
Style	COM	COL	MB Leather Grade			Fabric Grades			MB Masquerade							Fabric Yardage	Sq. Ft. Leather	Dimensions	
			A	B	C	1	2	3	4	5	6	7	8	9					
Assembli 1501-67	Low Back	3552	3907	6981	7466	7962	4312	4557	4802	5047	5292	5537	5782	6027	6272	12.25	221	OW	64
	Sofa	Multiple Upholstery																	
	Arms	Lumbar Cushion																	
		Seat																	
		Back Panel																	
		<ul style="list-style-type: none"> • Panels available as Upholstered Channel Back without lumbar (CN), add \$30, or with lumbar (CL), add \$270. • Available as Panel Built to Floor, see 1501-01BTF. 																	
		Back and Arm Panels standard as Upholstered.																	
		<ul style="list-style-type: none"> • Available in Maple Veneer in MB standard finishes (W), add \$1335. • Also available in Rift Cut Oak Veneer and Walnut Veneer, add \$1455. • Available in Laminate (LM), add \$1035. See below for options. 																	
		Legs standard as Round or Square.																	
		<ul style="list-style-type: none"> • Available as Plus (+) Legs, add \$80. Unavailable in Chrome/Nickel • Available with Sled Back Legs, add \$40. Powder Coat colors only. 																	
		Legs standard in Powder Coat Sugar.																	
		<ul style="list-style-type: none"> • Available in six additional colors. See below. • Available in custom Powder Coat colors, contact factory. • Also available in Polished Chrome (PC), add \$80, and Brushed Chrome (BC), add \$48. Not applicable for Sled Back Legs. 																	
																Cartoned Wt. (lbs.)			
GSA SIN 711-16																Cartoned Vol. (cu.ft.)		43	



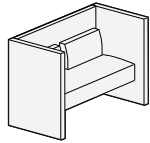
Assembli 1501-67BTF	Low Back	3663	4029	7582	8136	8703	4531	4811	5091	5371	5651	5931	6211	6491	6771	14	252	OW	64
	Sofa	Multiple Upholstery																	
	Arms	Lumbar Cushion																	
	Built-to-Floor	Seat																	
		Back Panel																	
		<ul style="list-style-type: none"> • Panels available as Upholstered Channel Back without lumbar (CN), add \$30, or with lumbar (CL), add \$270. • Available as Panel Built to Floor, see 1501-01BTF. 																	
		Back and Arm Panels standard as Upholstered.																	
		<ul style="list-style-type: none"> • Available in Maple Veneer in MB standard finishes (W), add \$1335. • Also available in Rift Cut Oak Veneer and Walnut Veneer, add \$1455. • Available in Laminate (LM), add \$1035. See below for options. 																	
		Legs standard as Round or Square.																	
		<ul style="list-style-type: none"> • Available as Plus (+) Legs, add \$80. Unavailable in Chrome/Nickel • Available with Sled Back Legs, add \$40. Powder Coat colors only. 																	
		Legs standard in Powder Coat Sugar.																	
		<ul style="list-style-type: none"> • Available in six additional colors. See below. • Available in custom Powder Coat colors, contact factory. • Also available in Polished Chrome (PC), add \$80, and Brushed Chrome (BC), add \$48. Not applicable for Sled Back Legs. 																	
																Cartoned Wt. (lbs.)			
GSA SIN 711-16																Cartoned Vol. (cu.ft.)		43	



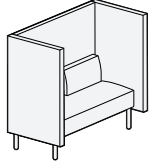
Style	COM	COL	MB Leather Grade			Fabric Grades			MB Masquerade						Fabric Yardage	Sq. Ft. Leather	Dimensions		
			A	B	C	1	2	3	4	5	6	7	8	9					
Assembli 1502-67	Mid Back Sofa Arms	4458	4904	8097	8612	9138	5264	5524	5784	6044	6304	6564	6824	7084	7344	13	234	OW	64
		Multiple Upholstery																	
		Lumbar Cushion														2	36	OH	42
		Seat														4	72	SH	18
Back Panel														8	144	AH	42		
<ul style="list-style-type: none"> • Panels available as Upholstered Channel Back without lumbar (CN), add \$30, or with lumbar (CL), add \$270. • Available as Panel Built to Floor, see 1501-01BTF. 																			
Back and Arm Panels standard as Upholstered.																			
<ul style="list-style-type: none"> • Available in Maple Veneer in MB standard finishes (W), add \$1335. • Also available in Rift Cut Oak Veneer and Walnut Veneer, add \$1455. • Available in Laminate (LM), add \$1035. See below for options. 																			
Legs standard as Round or Square.																			
<ul style="list-style-type: none"> • Available as Plus (+) Legs, add \$80. Unavailable in Chrome/Nickel • Available with Sled Back Legs, add \$40. Powder Coat colors only. 																			
Legs standard in Powder Coat Sugar.																			
<ul style="list-style-type: none"> • Available in six additional colors. See below. • Available in custom Powder Coat colors, contact factory. • Also available in Polished Chrome (PC), add \$80, and Brushed Chrome (BC), add \$48. Not applicable for Sled Back Legs. 																			
GSA SIN 711-16															Cartoned Wt. (lbs.)		50		
															Cartoned Vol. (cu.ft.)		50		



Assembli 1502-67BTF	Mid Back Sofa Arms	4573	5030	8772	9366	9973	5503	5803	6103	6403	6703	7003	7303	7603	7903	15	270	OW	64
		Multiple Upholstery																	
		Lumbar Cushion														2	36	OH	42
		Seat														4	72	SH	18
Back Panel														10	180	AH	42		
<ul style="list-style-type: none"> • Panels available as Upholstered Channel Back without lumbar (CN), add \$30, or with lumbar (CL), add \$270. • Available as Panel Built to Floor, see 1501-01BTF. 																			
Back and Arm Panels standard as Upholstered.																			
<ul style="list-style-type: none"> • Available in Maple Veneer in MB standard finishes (W), add \$1335. • Also available in Rift Cut Oak Veneer and Walnut Veneer, add \$1455. • Available in Laminate (LM), add \$1035. See below for options. 																			
Legs standard as Round or Square.																			
<ul style="list-style-type: none"> • Available as Plus (+) Legs, add \$80. Unavailable in Chrome/Nickel • Available with Sled Back Legs, add \$40. Powder Coat colors only. 																			
Legs standard in Powder Coat Sugar.																			
<ul style="list-style-type: none"> • Available in six additional colors. See below. • Available in custom Powder Coat colors, contact factory. • Also available in Polished Chrome (PC), add \$80, and Brushed Chrome (BC), add \$48. Not applicable for Sled Back Legs. 																			
GSA SIN 711-16															Cartoned Wt. (lbs.)		50		
															Cartoned Vol. (cu.ft.)		50		



Style	COM	COL	MB Leather Grade			Fabric Grades			MB Masquerade						Fabric Yardage	Sq. Ft. Leather	Dimensions			
			A	B	C	1	2	3	4	5	6	7	8	9						
Assembli 1503-67	High Back Sofa Arms	4934	5427	8993	9567	10154	5833	6123	6413	6703	6993	7283	7573	7863	8153	14.5	261	OW	64	
		Multiple Upholstery																OD	30	
		Lumbar Cushion															2	36	OH	56
		Seat															4	72	SH	18
		Back Panel and Arms														10.5	189	AH	56	



Back and Arm Panels standard as Upholstered.

- Available in Maple Veneer in MB standard finishes (W), add \$1335.
- Also available in Rift Cut Oak Veneer and Walnut Veneer, add \$1455.
- Available in Laminate (LM), add \$1035. See below for options.
- Panels available as Upholstered Channel Back without lumbar (CN), add \$30, or with lumbar (CL), add \$270.
- Available as Panel Built to Floor, see 1501-01BTF.

Legs standard as Round or Square.

- Available as Plus (+) Legs, add \$80. Unavailable in Chrome/Nickel
- Available with Sled Back Legs, add \$40. Powder Coat colors only.

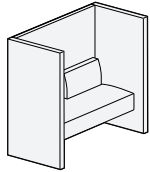
Legs standard in Powder Coat Sugar.

- Available in six additional colors. See below.
- Available in custom Powder Coat colors, contact factory.
- Also available in Polished Chrome (PC), add \$80, and Brushed Chrome (BC), add \$48. Not applicable for Sled Back Legs.

GSA SIN 711-16

Cartoned Wt. (lbs.)
Cartoned Vol. (cu.ft.) 66

Assembli 1503-67BTF	High Back Sofa Arms	5024	5526	10342	11095	11864	6202	6582	6962	7342	7722	8102	8482	8862	9242	19	342	OW	64	
		Multiple Upholstery																OD	30	
		Lumbar Cushion															2	36	OH	56
		Seat															4	72	SH	18
		Back Panel														14	252	AH	56	



- Panels available as Upholstered Channel Back without lumbar (CN), add \$30, or with lumbar (CL), add \$270.
- Available as Panel Built to Floor, see 1501-01BTF.

Back and Arm Panels standard as Upholstered.

- Available in Maple Veneer in MB standard finishes (W), add \$1335.
- Also available in Rift Cut Oak Veneer and Walnut Veneer, add \$1455.
- Available in Laminate (LM), add \$1035. See below for options.

Legs standard as Round or Square.

- Available as Plus (+) Legs, add \$80. Unavailable in Chrome/Nickel
- Available with Sled Back Legs, add \$40. Powder Coat colors only.

Legs standard in Powder Coat Sugar.

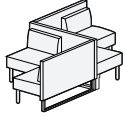
- Available in six additional colors. See below.
- Available in custom Powder Coat colors, contact factory.
- Also available in Polished Chrome (PC), add \$80, and Brushed Chrome (BC), add \$48. Not applicable for Sled Back Legs.

GSA SIN 711-16

Cartoned Wt. (lbs.)
Cartoned Vol. (cu.ft.) 66

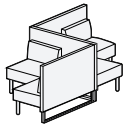
Martin Bratrud Inc.

Style	COM	COL	MB Leather Grade			Fabric Grades			MB Masquerade							Fabric Yardage	Sq. Ft. Leather	Dimensions	
			A	B	C	1	2	3	4	5	6	7	8	9	OW			SH	
Assembl 1501-1122T	Low Back Zig-Zag Table	8843	9727	14861	15712	16583	10176	10606	11036	11466	11896	12326	12756	13186	13616	21.5	387	OW OD OH SH	112 57 36 18
<p>Back and Arm Panels standard as Upholstered.</p> <ul style="list-style-type: none"> Available in Maple Veneer in MB standard finishes (W), add \$1335. Also available in Rift Cut Oak Veneer and Walnut Veneer, add \$1455. Available in Laminate (LM), add \$1035. See below for options. Panels available as Upholstered Channel Back without lumbar (CN), add \$30, or with lumbar (CL), add \$270. Available as Panel Built to Floor, see 1501-01BTF. <p>Legs standard as Round or Square.</p> <ul style="list-style-type: none"> Available as Plus (+) Legs, add \$80. Unavailable in Chrome/Nickel Available with Sled Back Legs, add \$40. Powder Coat colors only. <p>Legs standard in Powder Coat Sugar.</p> <ul style="list-style-type: none"> Available in six additional colors. See below. Available in custom Powder Coat colors, contact factory. Also available in Polished Chrome (PC), add \$80, and Brushed Chrome (BC), add \$48. Not applicable for Sled Back Legs. 																			
																Cartoned Wt. (lbs.)			
																Cartoned Vol. (cu.ft.)		136	



GSA SIN 711-16

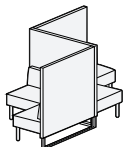
Style	COM	COL	MB Leather Grade			Fabric Grades			MB Masquerade							Fabric Yardage	Sq. Ft. Leather	Dimensions	
			A	B	C	1	2	3	4	5	6	7	8	9	OW			SH	
Assembl 1502-1122T	Mid Back Module Table	9462	10408	15480	16331	17202	10795	11225	11655	12085	12515	12945	13375	13805	14235	21.5	387	OW OD OH SH AH	112 57 42 18 42
<p>Back and Arm Panels standard as Upholstered.</p> <ul style="list-style-type: none"> Available in Maple Veneer in MB standard finishes (W), add \$1335. Also available in Rift Cut Oak Veneer and Walnut Veneer, add \$1455. Available in Laminate (LM), add \$1035. See below for options. Panels available as Upholstered Channel Back without lumbar (CN), add \$30, or with lumbar (CL), add \$270. Available as Panel Built to Floor, see 1501-01BTF. <p>Legs standard as Round or Square.</p> <ul style="list-style-type: none"> Available as Plus (+) Legs, add \$80. Unavailable in Chrome/Nickel Available with Sled Back Legs, add \$40. Powder Coat colors only. <p>Legs standard in Powder Coat Sugar.</p> <ul style="list-style-type: none"> Available in six additional colors. See below. Available in custom Powder Coat colors, contact factory. Also available in Polished Chrome (PC), add \$80, and Brushed Chrome (BC), add \$48. Not applicable for Sled Back Legs. 																			
																Cartoned Wt. (lbs.)			
																Cartoned Vol. (cu.ft.)		158	



GSA SIN 711-16

Martin Bratrud Inc.

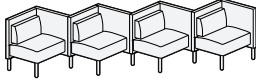
Style	COM	COL	MB Leather Grade			Fabric Grades			MB Masquerade							Fabric Yardage	Sq. Ft. Leather	Dimensions	
			A	B	C	1	2	3	4	5	6	7	8	9	OW			SH	
Assembl 1503-1122T	High Back Zig-Zag Table	10595	11655	18292	19381	20495	12300	12850	13400	13950	14500	15050	15600	16150	16700	27.5	495	OW OD OH SH AH	112 57 56 18 56
<p>Back and Arm Panels standard as Upholstered.</p> <ul style="list-style-type: none"> Available in Maple Veneer in MB standard finishes (W), add \$1335. Also available in Rift Cut Oak Veneer and Walnut Veneer, add \$1455. Available in Laminate (LM), add \$1035. See below for options. Panels available as Upholstered Channel Back without lumbar (CN), add \$30, or with lumbar (CL), add \$270. Available as Panel Built to Floor, see 1501-01BTF. <p>Legs standard as Round or Square.</p> <ul style="list-style-type: none"> Available as Plus (+) Legs, add \$80. Unavailable in Chrome/Nickel Available with Sled Back Legs, add \$40. Powder Coat colors only. <p>Legs standard in Powder Coat Sugar.</p> <ul style="list-style-type: none"> Available in six additional colors. See below. Available in custom Powder Coat colors, contact factory. Also available in Polished Chrome (PC), add \$80, and Brushed Chrome (BC), add \$48. Not applicable for Sled Back Legs. 																			
																Cartoned Wt. (lbs.)			
																Cartoned Vol. (cu.ft.)		210	



GSA SIN 711-16

Style	COM	COL	MB Leather Grade			Fabric Grades			MB Masquerade						Fabric Yardage	Sq. Ft. Leather	Dimensions		
			A	B	C	1	2	3	4	5	6	7	8	9					
Assembli 1501-240Z			10672	11739	19629	20896	22192	12656	13296	13936	14576	15216	15856	16496	17136	17776	32	576	OW 240

Low Back
Zig-Zag



Back and Arm Panels standard as Upholstered.

- Available in Maple Veneer in MB standard finishes (W), add \$1335.
- Also available in Rift Cut Oak Veneer and Walnut Veneer, add \$1455.
- Available in Laminate (LM), add \$1035. See below for options.
- Panels available as Upholstered Channel Back without lumbar (CN), add \$30, or with lumbar (CL), add \$270.
- Available as Panel Built to Floor, see 1501-01BTF.

Legs standard as Round or Square.

- Available as Plus (+) Legs, add \$80. Unavailable in Chrome/Nickel
- Available with Sled Back Legs, add \$40. Powder Coat colors only.

Legs standard in Powder Coat Sugar.

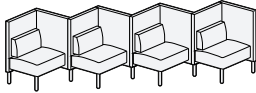
- Available in six additional colors. See below.
- Available in custom Powder Coat colors, contact factory.
- Also available in Polished Chrome (PC), add \$80, and Brushed Chrome (BC), add \$48. Not applicable for Sled Back Legs.

Cartoned Wt. (lbs.)
Cartoned Vol. (cu.ft.) 603

GSA SIN 711-16

Assembli 1502-240Z			11550	12705	21556	22972	24420	13767	14482	15197	15912	16627	17342	18057	18772	19487	35.75	644	OW 240
------------------------------	--	--	--------------	--------------	--------------	--------------	--------------	--------------	--------------	--------------	--------------	--------------	--------------	--------------	--------------	--------------	-------	-----	--------

Mid Back
Zig-Zag



Back and Arm Panels standard as Upholstered.

- Available in Maple Veneer in MB standard finishes (W), add \$1335.
- Also available in Rift Cut Oak Veneer and Walnut Veneer, add \$1455.
- Available in Laminate (LM), add \$1035. See below for options.
- Panels available as Upholstered Channel Back without lumbar (CN), add \$30, or with lumbar (CL), add \$270.
- Available as Panel Built to Floor, see 1501-01BTF.

Legs standard as Round or Square.

- Available as Plus (+) Legs, add \$80. Unavailable in Chrome/Nickel
- Available with Sled Back Legs, add \$40. Powder Coat colors only.

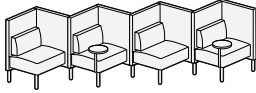
Legs standard in Powder Coat Sugar.

- Available in six additional colors. See below.
- Available in custom Powder Coat colors, contact factory.
- Also available in Polished Chrome (PC), add \$80, and Brushed Chrome (BC), add \$48. Not applicable for Sled Back Legs.

Cartoned Wt. (lbs.)
Cartoned Vol. (cu.ft.) 703

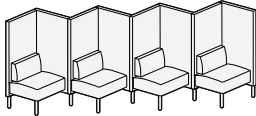
GSA SIN 711-16

Style	COM	COL	MB Leather Grade			Fabric Grades			MB Masquerade									Fabric Yardage	Sq. Ft. Leather	Dimensions	
			A	B	C	1	2	3	4	5	6	7	8	9							
Assembli 1502-240ZWT			24437	26881	30315	31147	31997	25739	26159	26579	26999	27419	27839	28259	28679	29099	21	378	OW 240		
Mid Back Zig-Zag Wood Tablet	Back and Arm Panels standard as Upholstered.																				
	<ul style="list-style-type: none"> Available in Maple Veneer in MB standard finishes (W), add \$1335. Also available in Rift Cut Oak Veneer and Walnut Veneer, add \$1455. Available in Laminate (LM), add \$1035. See below for options. Panels available as Upholstered Channel Back without lumbar (CN), add \$30, or with lumbar (CL), add \$270. Available as Panel Built to Floor, see 1501-01BTF. 																				
	Legs standard as Round or Square.																				
	<ul style="list-style-type: none"> Available as Plus (+) Legs, add \$80. Unavailable in Chrome/Nickel Available with Sled Back Legs, add \$40. Powder Coat colors only. 																				
	Legs standard in Powder Coat Sugar.																				
	<ul style="list-style-type: none"> Available in six additional colors. See below. Available in custom Powder Coat colors, contact factory. Also available in Polished Chrome (PC), add \$80, and Brushed Chrome (BC), add \$48. Not applicable for Sled Back Legs. 																				
	As shown in catalog on page 2-3																				
																	Cartoned Wt. (lbs.)				
																	Cartoned Vol. (cu.ft.)	703			



GSA SIN 711-16

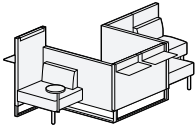
Assembli 1503-240Z			13282	14610	24408	25982	27592	15747	16542	17337	18132	18927	19722	20517	21312	22107	39.75	716	OW 240
High Back Zig-Zag	Back and Arm Panels standard as Upholstered.																		
	<ul style="list-style-type: none"> Available in Maple Veneer in MB standard finishes (W), add \$1335. Also available in Rift Cut Oak Veneer and Walnut Veneer, add \$1455. Available in Laminate (LM), add \$1035. See below for options. Panels available as Upholstered Channel Back without lumbar (CN), add \$30, or with lumbar (CL), add \$270. Available as Panel Built to Floor, see 1501-01BTF. 																		
	Legs standard as Round or Square.																		
	<ul style="list-style-type: none"> Available as Plus (+) Legs, add \$80. Unavailable in Chrome/Nickel Available with Sled Back Legs, add \$40. Powder Coat colors only. 																		
	Legs standard in Powder Coat Sugar.																		
	<ul style="list-style-type: none"> Available in six additional colors. See below. Available in custom Powder Coat colors, contact factory. Also available in Polished Chrome (PC), add \$80, and Brushed Chrome (BC), add \$48. Not applicable for Sled Back Legs. 																		
																	Cartoned Wt. (lbs.)		
																	Cartoned Vol. (cu.ft.)	936	



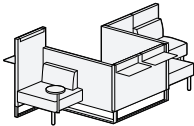
GSA SIN 711-16

Style	COM	COL	MB Leather Grade			Fabric Grades			MB Masquerade						Fabric Yardage	Sq. Ft. Leather	Dimensions		
			A	B	C	1	2	3	4	5	6	7	8	9					
Assembl 1501-147ZT	Low Back Zig-Zag Table	11306	12437	19143	20252	21386	13042	13602	14162	14722	15282	15842	16402	16962	17522	28	504	OW 147 OD 57 OH 36 SH 18 AH 36	
<p>Back and Arm Panels standard as Upholstered.</p> <ul style="list-style-type: none"> • Available in Maple Veneer in MB standard finishes (W), add \$1335. • Also available in Rift Cut Oak Veneer and Walnut Veneer, add \$1455. • Available in Laminate (LM), add \$1035. See below for options. • Panels available as Upholstered Channel Back without lumbar (CN), add \$30, or with lumbar (CL), add \$270. • Available as Panel Built to Floor, see 1501-01BTF. <p>Legs standard as Round or Square.</p> <ul style="list-style-type: none"> • Available as Plus (+) Legs, add \$80. Unavailable in Chrome/Nickel • Available with Sled Back Legs, add \$40. Powder Coat colors only. <p>Legs standard in Powder Coat Sugar.</p> <ul style="list-style-type: none"> • Available in six additional colors. See below. • Available in custom Powder Coat colors, contact factory. • Also available in Polished Chrome (PC), add \$80, and Brushed Chrome (BC), add \$48. Not applicable for Sled Back Legs. 																			
GSA SIN 711-16															Cartoned Wt. (lbs.)		Cartoned Vol. (cu.ft.)		178

Assembl 1502-147ZT	Mid Back Zig-Zag Table	12757	14033	21924	23221	24547	14788	15443	16098	16753	17408	18063	18718	19373	20028	32.75	590	OW 147 OD 57 OH 42 SH 18 AH 42	
<p>Back and Arm Panels standard as Upholstered.</p> <ul style="list-style-type: none"> • Available in Maple Veneer in MB standard finishes (W), add \$1335. • Also available in Rift Cut Oak Veneer and Walnut Veneer, add \$1455. • Available in Laminate (LM), add \$1035. See below for options. • Panels available as Upholstered Channel Back without lumbar (CN), add \$30, or with lumbar (CL), add \$270. • Available as Panel Built to Floor, see 1501-01BTF. <p>Legs standard as Round or Square.</p> <ul style="list-style-type: none"> • Available as Plus (+) Legs, add \$80. Unavailable in Chrome/Nickel • Available with Sled Back Legs, add \$40. Powder Coat colors only. <p>Legs standard in Powder Coat Sugar.</p> <ul style="list-style-type: none"> • Available in six additional colors. See below. • Available in custom Powder Coat colors, contact factory. • Also available in Polished Chrome (PC), add \$80, and Brushed Chrome (BC), add \$48. Not applicable for Sled Back Legs. 																			
GSA SIN 711-16															Cartoned Wt. (lbs.)		Cartoned Vol. (cu.ft.)		209



Style		COM	COL	MB Leather Grade			Fabric Grades			MB Mesquite grade					Fabric Yardage	Sq. Ft. Leather	Dimensions		
				A	B	C	1	2	3	4	5	6	7	8			9	OW	OD
Assembli	Mid Back	19565	21522	25863	26754	27665	20960	21410	21860	22310	22760	23210	23660	24110	24560	22.5	405	OW	147
1502-147ZTLMTS	Mid/High-Back																	OD	57
	Hybrid Module																	OH	56
	Table																	SH	18
	Tablet																	AH	42
	Shelf																		



Back and Arm Panels standard as Upholstered.

- Available in Maple Veneer in MB standard finishes (**W**), add \$1335.
- Also available in Rift Cut Oak Veneer and Walnut Veneer, add \$1455.
- Available in Laminate (**LM**), add \$1035. See below for options.
- Panels available as Upholstered Channel Back without lumbar (**CN**), add \$30, or with lumbar (**CL**), add \$270.
- Available as Panel Built to Floor, see 1501-01BTF.

Legs standard as Round or Square.

- Available as Plus (+) Legs, add \$80. Unavailable in Chrome/Nickel
- Available with Sled Back Legs, add \$40. Powder Coat colors only.

Legs standard in Powder Coat Sugar.

- Available in six additional colors. See below.
- Available in custom Powder Coat colors, contact factory.
- Also available in Polished Chrome (**PC**), add \$80, and Brushed Chrome (**BC**), add \$48. Not applicable for Sled Back Legs.

As shown in catalog on page 6-7.

GSA SIN 711-16

Cartoned Wt. (lbs.)
Cartoned Vol. (cu.ft.) 275

Assembli	High Back	14251	15676	14251	14251	14251	14251	14251	14251	14251	14251	14251	14251	14251	14251		0	OW	147
1503-147ZT	Zig-Zag																	OD	57
	Table																	OH	56
																		SH	18
																		AH	56

Back and Arm Panels standard as Upholstered.

- Available in Maple Veneer in MB standard finishes (**W**), add \$1335.
- Also available in Rift Cut Oak Veneer and Walnut Veneer, add \$1455.
- Available in Laminate (**LM**), add \$1035. See below for options.
- Panels available as Upholstered Channel Back without lumbar (**CN**), add \$30, or with lumbar (**CL**), add \$270.
- Available as Panel Built to Floor, see 1501-01BTF.

Legs standard as Round or Square.

- Available as Plus (+) Legs, add \$80. Unavailable in Chrome/Nickel
- Available with Sled Back Legs, add \$40. Powder Coat colors only.

Legs standard in Powder Coat Sugar.

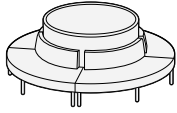
- Available in six additional colors. See below.
- Available in custom Powder Coat colors, contact factory.
- Also available in Polished Chrome (**PC**), add \$80, and Brushed Chrome (**BC**), add \$48. Not applicable for Sled Back Legs.

GSA SIN 711-16

Cartoned Wt. (lbs.)
Cartoned Vol. (cu.ft.) 278

Style	COM	COL	MB Leather Grade			Fabric Grades			MB Masquerade	6	7	8	9	Fabric Yardage	Sq. Ft. Leather	Dimensions	
			A	B	C	1	2	3								4	5

Assembl 1502-112CW	Mid Back Round Wood	14648	16113	20946	21837	22748	16043	16493	16943	17393	17843	18293	18743	19193	19643	22.5	405	OW	112	
																			OD	112
																			OH	42
																			SH	18



Back and Arm Panels standard as Upholstered.

- Available in Maple Veneer in MB standard finishes (**W**), add \$1335.
- Also available in Rift Cut Oak Veneer and Walnut Veneer, add \$1455.
- Available in Laminate (**LM**), add \$1035. See below for options.
- Panels available as Upholstered Channel Back without lumbar (**CN**), add \$30, or with lumbar (**CL**), add \$270.
- Available as Panel Built to Floor, see 1501-01BTF.

Legs standard as Round or Square.

- Available as Plus (+) Legs, add \$80. Unavailable in Chrome/Nickel
- Available with Sled Back Legs, add \$40. Powder Coat colors only.

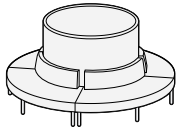
Legs standard in Powder Coat Sugar.

- Available in six additional colors. See below.
- Available in custom Powder Coat colors, contact factory.
- Also available in Polished Chrome (**PC**), add \$80, and Brushed Chrome (**BC**), add \$48. Not applicable for Sled Back Legs.

As shown in catalog on cover.

GSA SIN 711-16

Assembl 1503-112C	High Back Round	11073	12180	20590	21936	23313	13181	13861	14541	15221	15901	16581	17261	17941	18621	34	612	OW	112	
																			OD	112
																			OH	56
																			SH	18



Back and Arm Panels standard as Upholstered.

- Available in Maple Veneer in MB standard finishes (**W**), add \$1335.
- Also available in Rift Cut Oak Veneer and Walnut Veneer, add \$1455.
- Available in Laminate (**LM**), add \$1035. See below for options.
- Panels available as Upholstered Channel Back without lumbar (**CN**), add \$30, or with lumbar (**CL**), add \$270.
- Available as Panel Built to Floor, see 1501-01BTF.

Legs standard as Round or Square.

- Available as Plus (+) Legs, add \$80. Unavailable in Chrome/Nickel
- Available with Sled Back Legs, add \$40. Powder Coat colors only.

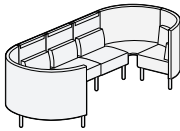
Legs standard in Powder Coat Sugar.

- Available in six additional colors. See below.
- Available in custom Powder Coat colors, contact factory.
- Also available in Polished Chrome (**PC**), add \$80, and Brushed Chrome (**BC**), add \$48. Not applicable for Sled Back Legs.

GSA SIN 711-16

Cartoned Wt. (lbs.)
Cartoned Vol. (cu.ft.) 410

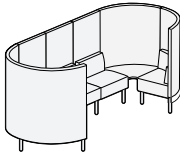
Style	COM	COL	MB Leather Grade			Fabric Grades			MB Masquerade									Fabric Yardage	Sq. Ft. Leather	Dimensions	
			A	B	C	1	2	3	4	5	6	7	8	9	OW	SH					
Assembli 1502-152CTWS			18366	20203	18366	18366	18366	18366	18366	18366	18366	18366	18366	18366	18366	18366	18366	0	OW	152	
Mid Back																			OD	52	
Huddle																			OH	42	
Corner Table																			SH	18	
Wood Shelf																					
<p>Back and Arm Panels standard as Upholstered.</p> <ul style="list-style-type: none"> Available in Maple Veneer in MB standard finishes (W), add \$1335. Also available in Rift Cut Oak Veneer and Walnut Veneer, add \$1455. Available in Laminate (LM), add \$1035. See below for options. Panels available as Upholstered Channel Back without lumbar (CN), add \$30, or with lumbar (CL), add \$270. Available as Panel Built to Floor, see 1501-01BTF. <p>Legs standard as Round or Square.</p> <ul style="list-style-type: none"> Available as Plus (+) Legs, add \$80. Unavailable in Chrome/Nickel Available with Sled Back Legs, add \$40. Powder Coat colors only. <p>Legs standard in Powder Coat Sugar.</p> <ul style="list-style-type: none"> Available in six additional colors. See below. Available in custom Powder Coat colors, contact factory. Also available in Polished Chrome (PC), add \$80, and Brushed Chrome (BC), add \$48. Not applicable for Sled Back Legs. <p>As shown in catalog on cover.</p>																					



GSA SIN 711-16

Cartoned Wt. (lbs.)
Cartoned Vol. (cu.ft.) 195

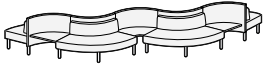
Assembli 1503-152CT			12196	13416	12196	12196	12196	12196	12196	12196	12196	12196	12196	12196	12196	12196	12196	0	OW	152
High Back																			OD	52
Huddle																			OH	56
Corner Table																			SH	18
<p>Back and Arm Panels standard as Upholstered.</p> <ul style="list-style-type: none"> Available in Maple Veneer in MB standard finishes (W), add \$1335. Also available in Rift Cut Oak Veneer and Walnut Veneer, add \$1455. Available in Laminate (LM), add \$1035. See below for options. Panels available as Upholstered Channel Back without lumbar (CN), add \$30, or with lumbar (CL), add \$270. Available as Panel Built to Floor, see 1501-01BTF. <p>Legs standard as Round or Square.</p> <ul style="list-style-type: none"> Available as Plus (+) Legs, add \$80. Unavailable in Chrome/Nickel Available with Sled Back Legs, add \$40. Powder Coat colors only. <p>Legs standard in Powder Coat Sugar.</p> <ul style="list-style-type: none"> Available in six additional colors. See below. Available in custom Powder Coat colors, contact factory. Also available in Polished Chrome (PC), add \$80, and Brushed Chrome (BC), add \$48. Not applicable for Sled Back Legs. 																				



GSA SIN 711-16

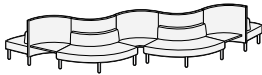
Cartoned Wt. (lbs.)
Cartoned Vol. (cu.ft.) 259

Style		MB Leather Grade			Fabric Grades			MB Masquerade									Fabric Yardage	Sq. Ft. Leather	Dimensions	
		COM	COL	A	B	C	1	2	3	4	5	6	7	8	9					
Assembl 1501-249UT	Low Back Double Wedge Table Corner Table	16638	18302	25035	26223	27438	18498	19098	19698	20298	20898	21498	22098	22698	23298	30	540	OW	249	
		Back and Arm Panels standard as Upholstered.																		
		<ul style="list-style-type: none"> • Available in Maple Veneer in MB standard finishes (W), add \$1335. • Also available in Rift Cut Oak Veneer and Walnut Veneer, add \$1455. • Available in Laminate (LM), add \$1035. See below for options. • Panels available as Upholstered Channel Back without lumbar (CN), add \$30, or with lumbar (CL), add \$270. • Available as Panel Built to Floor, see 1501-01BTF. 																		
		Legs standard as Round or Square.																		
		<ul style="list-style-type: none"> • Available as Plus (+) Legs, add \$80. Unavailable in Chrome/Nickel • Available with Sled Back Legs, add \$40. Powder Coat colors only. 																		
		Legs standard in Powder Coat Sugar.																		
		<ul style="list-style-type: none"> • Available in six additional colors. See below. • Available in custom Powder Coat colors, contact factory. • Also available in Polished Chrome (PC), add \$80, and Brushed Chrome (BC), add \$48. Not applicable for Sled Back Legs. 																		
																Cartoned Wt. (lbs.)				
																Cartoned Vol. (cu.ft.)	366			



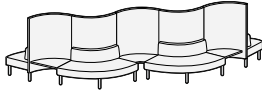
GSA SIN 711-16

Assembl 1502-249UT	Mid Back Double Corner Table Wedge Table	17228	18951	27724	29209	30728	19553	20303	21053	21803	22553	23303	24053	24803	25553	37.5	675	OW	249
		Back and Arm Panels standard as Upholstered.																	
		<ul style="list-style-type: none"> • Available in Maple Veneer in MB standard finishes (W), add \$1335. • Also available in Rift Cut Oak Veneer and Walnut Veneer, add \$1455. • Available in Laminate (LM), add \$1035. See below for options. • Panels available as Upholstered Channel Back without lumbar (CN), add \$30, or with lumbar (CL), add \$270. • Available as Panel Built to Floor, see 1501-01BTF. 																	
		Legs standard as Round or Square.																	
		<ul style="list-style-type: none"> • Available as Plus (+) Legs, add \$80. Unavailable in Chrome/Nickel • Available with Sled Back Legs, add \$40. Powder Coat colors only. 																	
		Legs standard in Powder Coat Sugar.																	
		<ul style="list-style-type: none"> • Available in six additional colors. See below. • Available in custom Powder Coat colors, contact factory. • Also available in Polished Chrome (PC), add \$80, and Brushed Chrome (BC), add \$48. Not applicable for Sled Back Legs. 																	
		As shown in catalog on page 8-9																	
																Cartoned Wt. (lbs.)			
																Cartoned Vol. (cu.ft.)	427		



GSA SIN 711-16

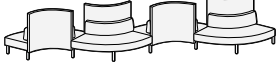
Style		MB Leather Grade			Fabric Grades			MB Masquerade									Fabric Yardage	Sq. Ft. Leather	Dimensions	
		COM	COL	A	B	C	1	2	3	4	5	6	7	8	9	OW			SH	
Assembli 1503-249UT	High Back Double Corner Table Wedge Table	18195	20015	30091	31774	33495	20830	21680	22530	23380	24230	25080	25930	26780	27630	42.5	765	OW	249	
		Back and Arm Panels standard as Upholstered.																		
		<ul style="list-style-type: none"> • Available in Maple Veneer in MB standard finishes (W), add \$1335. • Also available in Rift Cut Oak Veneer and Walnut Veneer, add \$1455. • Available in Laminate (LM), add \$1035. See below for options. • Panels available as Upholstered Channel Back without lumbar (CN), add \$30, or with lumbar (CL), add \$270. • Available as Panel Built to Floor, see 1501-01BTF. 																		
		Legs standard as Round or Square.																		
		<ul style="list-style-type: none"> • Available as Plus (+) Legs, add \$80. Unavailable in Chrome/Nickel • Available with Sled Back Legs, add \$40. Powder Coat colors only. 																		
		Legs standard in Powder Coat Sugar.																		
		<ul style="list-style-type: none"> • Available in six additional colors. See below. • Available in custom Powder Coat colors, contact factory. • Also available in Polished Chrome (PC), add \$80, and Brushed Chrome (BC), add \$48. Not applicable for Sled Back Legs. 																		
												Cartoned Wt. (lbs.)								
GSA SIN 711-16												Cartoned Vol. (cu.ft.)		568						



Assembli 1501-260U-DE	Low Back Tête-à-Tête Dry Erase Board	11743	12917	19580	20689	21823	13479	14039	14599	15159	15719	16279	16839	17399	17959	28	504	OW	260
		Back and Arm Panels standard as Upholstered.																	
		<ul style="list-style-type: none"> • Available in Maple Veneer in MB standard finishes (W), add \$1335. • Also available in Rift Cut Oak Veneer and Walnut Veneer, add \$1455. • Available in Laminate (LM), add \$1035. See below for options. • Panels available as Upholstered Channel Back without lumbar (CN), add \$30, or with lumbar (CL), add \$270. • Available as Panel Built to Floor, see 1501-01BTF. 																	
		Legs standard as Round or Square.																	
		<ul style="list-style-type: none"> • Available as Plus (+) Legs, add \$80. Unavailable in Chrome/Nickel • Available with Sled Back Legs, add \$40. Powder Coat colors only. 																	
		Legs standard in Powder Coat Sugar.																	
		<ul style="list-style-type: none"> • Available in six additional colors. See below. • Available in custom Powder Coat colors, contact factory. • Also available in Polished Chrome (PC), add \$80, and Brushed Chrome (BC), add \$48. Not applicable for Sled Back Legs. 																	
												Cartoned Wt. (lbs.)							
GSA SIN 711-16												Cartoned Vol. (cu.ft.)		441					

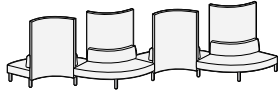
Style	COM	COL	MB Leather Grade			Fabric Grades			MB Masquerade									Fabric Yardage	Sq. Ft. Leather	Dimensions	
			A	B	C	1	2	3	4	5	6	7	8	9							
Assembli 1501-260U	Wedge	9828	10811	16546	17496	18468	11316	11796	12276	12756	13236	13716	14196	14676	15156	24	432	OW	260		
	Low-back tête-à-tête	Back and Arm Panels standard as Upholstered.																			
		<ul style="list-style-type: none"> Available in Maple Veneer in MB standard finishes (W), add \$1335. Also available in Rift Cut Oak Veneer and Walnut Veneer, add \$1455. Available in Laminate (LM), add \$1035. See below for options. Panels available as Upholstered Channel Back without lumbar (CN), add \$30, or with lumbar (CL), add \$270. Available as Panel Built to Floor, see 1501-01BTF. 																			
		Legs standard as Round or Square.																			
		<ul style="list-style-type: none"> Available as Plus (+) Legs, add \$80. Unavailable in Chrome/Nickel Available with Sled Back Legs, add \$40. Powder Coat colors only. 																			
		Legs standard in Powder Coat Sugar.																			
		<ul style="list-style-type: none"> Available in six additional colors. See below. Available in custom Powder Coat colors, contact factory. Also available in Polished Chrome (PC), add \$80, and Brushed Chrome (BC), add \$48. Not applicable for Sled Back Legs. 																			
															Cartoned Wt. (lbs.)						
GSA SIN 711-16															Cartoned Vol. (cu.ft.)	285					

Assembli 1502-260U	Mid Back Tête-à-Tête	10301	11331	10301	10301	10301	10301	10301	10301	10301	10301	10301	10301	10301	10301		0	OW	260		
		Back and Arm Panels standard as Upholstered.																			
		<ul style="list-style-type: none"> Available in Maple Veneer in MB standard finishes (W), add \$1335. Also available in Rift Cut Oak Veneer and Walnut Veneer, add \$1455. Available in Laminate (LM), add \$1035. See below for options. Panels available as Upholstered Channel Back without lumbar (CN), add \$30, or with lumbar (CL), add \$270. Available as Panel Built to Floor, see 1501-01BTF. 																			
		Legs standard as Round or Square.																			
		<ul style="list-style-type: none"> Available as Plus (+) Legs, add \$80. Unavailable in Chrome/Nickel Available with Sled Back Legs, add \$40. Powder Coat colors only. 																			
		Legs standard in Powder Coat Sugar.																			
		<ul style="list-style-type: none"> Available in six additional colors. See below. Available in custom Powder Coat colors, contact factory. Also available in Polished Chrome (PC), add \$80, and Brushed Chrome (BC), add \$48. Not applicable for Sled Back Legs. 																			
															Cartoned Wt. (lbs.)						
GSA SIN 711-16															Cartoned Vol. (cu.ft.)	332					



Style	COM	COL	MB Leather Grade			Fabric Grades									Fabric Yardage	Sq. Ft. Leather	Dimensions			
			A	B	C	1	2	3	4	5	6	7	8	9						
Assembli 1503-260U			11073	12180	20590	21936	23313	13181	13861	14541	15221	15901	16581	17261	17941	18621	34	612	OW	260

High Back
Tête-à-Tête



Back and Arm Panels standard as Upholstered.

- Available in Maple Veneer in MB standard finishes (**W**), add \$1335.
- Also available in Rift Cut Oak Veneer and Walnut Veneer, add \$1455.
- Available in Laminate (**LM**), add \$1035. See below for options.
- Panels available as Upholstered Channel Back without lumbar (**CN**), add \$30, or with lumbar (**CL**), add \$270.
- Available as Panel Built to Floor, see 1501-01BTF.

Legs standard as Round or Square.

- Available as Plus (+) Legs, add \$80. Unavailable in Chrome/Nickel
- Available with Sled Back Legs, add \$40. Powder Coat colors only.

Legs standard in Powder Coat Sugar.

- Available in six additional colors. See below.
- Available in custom Powder Coat colors, contact factory.
- Also available in Polished Chrome (**PC**), add \$80, and Brushed Chrome (**BC**), add \$48. Not applicable for Sled Back Legs.

Cartoned Wt. (lbs.)
Cartoned Vol. (cu.ft.) 441

GSA SIN 711-16

ASSEMBLI OPTIONS

Legs

Round, Square, and Plus Legs
with the option of Sled Back Legs

Powder Coat Colors

Standard in Carbon (**CBN**). Available in:
Bronze (**BRZ**) Lead (**LD**) Daffodil (**DFD**)
Silver (**SIL**) Poppy (**PP**) Sugar (**SGR**)
Custom - Contact factory

Available in:

- Polished Chrome (**PC**), with upcharge.
- Brushed Chrome (**BC**), with upcharge.

Panels

Standard as Upholstered.
Available in Laminate.
Available in Maple Veneer in MB Standard Finishes. Upcharges apply.
Available in Rift Cut Oak and Walnut Veneer. Upcharges apply.
Also available as Plain Channeled.

Lumbar Panels

Standard as Plain.
Available as Tufted.

Fabric

Submit sample COM for factory approval.
Camira Fabrics: Aquarius, Blazer, and Oxygen are preapproved fabrics.
Martin Bratrud Masquerade is also preapproved.

Style	COM	COL	MB Leather Grade			Fabric Grades									Fabric Yardage	Sq. Ft. Leather	Dimensions		
			A	B	C	1	2	3	4	5	6	7	8	9					
Assembli 1501-60B			2590	2849	3430	3549	3670	2776	2836	2896	2956	3016	3076	3136	3196	3256	3	54	OW 60 OD 25 OH 18

Standard as Two Seats.
 • Available as Single Seat, deduct (\$30)
Legs standard as Square Legs.
 • Available as Round and Plus (+) Legs.



GSA SIN 711-16 Cartoned Wt. (lbs.)
Cartoned Vol. (cu.ft.) 19

Assembli 1501-30O			1090	1199	1720	1809	1900	1230	1275	1320	1365	1410	1455	1500	1545	1590	2.25	41	OW 24 OD 24 OH 18
-----------------------------	--	--	-------------	-------------	-------------	-------------	-------------	-------------	-------------	-------------	-------------	-------------	-------------	-------------	-------------	-------------	------	----	-------------------------

Casters standard in Black Tread and Black Core.
 • Available with Black Tread and White Core.
 • Alternate colors available, add \$80. Contact factory for more information.



GSA SIN 711-16 Cartoned Wt. (lbs.)
Cartoned Vol. (cu.ft.) 10

Assembli 1501-30OS			1972	2169	2602	2691	2782	2112	2157	2202	2247	2292	2337	2382	2427	2472	2.25	41	OW 24 OD 24 OH 18
------------------------------	--	--	-------------	-------------	-------------	-------------	-------------	-------------	-------------	-------------	-------------	-------------	-------------	-------------	-------------	-------------	------	----	-------------------------

Casters standard in Black Tread and Black Core.
 • Available with Black Tread and White Core.
 • Alternate colors available, add \$80. Contact factory for more information.
Shelf standard in Powder Coat Sugar.
 • Available in six additional colors. See below.
 • Custom Powder Coat colors available, contact factory.
 • Shelf available in Polished (PC) and Brushed Chrome (BC). Upcharges apply.



GSA SIN 711-16 Cartoned Wt. (lbs.)
Cartoned Vol. (cu.ft.) 9

Style	COM	COL	MB Leather Grade			Fabric Grades									Fabric Yardage	Sq. Ft. Leather	Dimensions		
			A	B	C	1	2	3	4	5	6	7	8	9					
Assembli 1501-300T	Ottomans	1721	1893	2351	2440	2531	1861	1906	1951	1996	2041	2086	2131	2176	2221	2.25	41	OW	25.5
	Casters																	OD	24
	Tablet	<p>Casters standard in Black Tread and Black Core.</p> <ul style="list-style-type: none"> Available with Black Tread and White Core. Alternate colors available, add \$80. Contact factory for more information. <p>Tablet Post standard as Square.</p> <ul style="list-style-type: none"> Available as round. <p>Tablet Post standard in Powder Coat Sugar.</p> <ul style="list-style-type: none"> Available in six additional colors. See below. Custom Powder Coat colors available, contact factory. Available in Polished (PC) and Brushed Chrome (BC). Upcharges apply. <p>Tablet Top standard in Maple</p> <ul style="list-style-type: none"> Available in all Standard MB Wood Finishes. Available in Glacier White Solid Surface. Upcharges apply. 															OH	27.5	
																	SH	18	
GSA SIN 711-16												Cartoned Wt. (lbs.)		13					
GSA SIN 711-16												Cartoned Vol. (cu.ft.)		13					
Assembli 1501-300ST	Ottomans	2712	2983	3342	3431	3522	2852	2897	2942	2987	3032	3077	3122	3167	3212	2.25	41	OW	25.5
	Casters																	OD	24
	Shelf	<p>Casters standard in Black Tread and Black Core.</p> <ul style="list-style-type: none"> Available with Black Tread and White Core. Alternate colors available, add \$80. Contact factory for more information. <p>Shelf standard in Powder Coat Sugar.</p> <ul style="list-style-type: none"> Available in six additional colors. See below. Custom Powder Coat colors available, contact factory. Shelf available in Polished (PC) and Brushed Chrome (BC). Upcharges apply. <p>Tablet Post standard as Square.</p> <ul style="list-style-type: none"> Available as round. <p>Tablet Post standard in Powder Coat Sugar.</p> <ul style="list-style-type: none"> Available in six additional colors. See below. Custom Powder Coat colors available, contact factory. Available in Polished (PC) and Brushed Chrome (BC). Upcharges apply. <p>Tablet Top standard in Maple</p> <ul style="list-style-type: none"> Available in all Standard MB Wood Finishes. Available in Glacier White Solid Surface. Upcharges apply. 															OH	27.5	
	Tablet																SH	18	
GSA SIN 711-16												Cartoned Wt. (lbs.)		13					
GSA SIN 711-16												Cartoned Vol. (cu.ft.)		13					



This page is intentionally left blank

Style	COM	COL	MB Leather Grade			Fabric Grades			MB Masquerade							Fabric Yardage	Sq. Ft. Leather	Dimensions		
			A	B	C	1	2	3	4	5	6	7	8	9						
Atomo 3216-01			1508	1659	1998	2067	2138	1617	1652	1687	1722	1757	1792	1827	1862	1897	1.75	32	OW	36
	Swivel		Multiple Upholstery																OD	28.5
	Casters		Back Cushion														1	18	OH	29
			Seat Cushion														1	18	SH	18.5
			Frame standard in Powder Coat Carbon.																	
			<ul style="list-style-type: none"> • Available in six additional colors. See below. • Available in custom Powder Coat colors, contact factory. • Also available in Polished Chrome (PC), add \$278. 																	
																	Cartoned Wt. (lbs.)			
																	Cartoned Vol. (cu.ft.)		20	
Atomo 3216-01G			1508	1659	1998	2067	2138	1617	1652	1687	1722	1757	1792	1827	1862	1897	1.75	32	OW	36
	Swivel		Multiple Upholstery																OD	28.5
	Glides		Back Cushion														1	18	OH	29
			Seat Cushion														1	18	SH	18.5
			Frame standard in Powder Coat Carbon.																	
			<ul style="list-style-type: none"> • Available in six additional colors. See below. • Available in custom Powder Coat colors, contact factory. • Also available in Polished Chrome (PC), add \$278. 																	
Atomo 3216-01S			1673	1840	2163	2232	2303	1782	1817	1852	1887	1922	1957	1992	2027	2062	1.75	32	OW	36
	Swivel		Multiple Upholstery																OD	28.5
	Casters		Back Cushion														1	18	OH	29
	Inset Shelf		Seat Cushion														1	18	SH	18.5
			Frame standard in Powder Coat Carbon.																	
			<ul style="list-style-type: none"> • Available in six additional colors. See below. • Available in custom Powder Coat colors, contact factory. • Also available in Polished Chrome (PC), add \$278. 																	
			Inset Shelf standard in White Laminate.																	
			<ul style="list-style-type: none"> • Available in other Laminate colors. See below. • Also Available in Solid Surface Glacier White, add \$359. See below. 																	
																	Cartoned Wt. (lbs.)			
																	Cartoned Vol. (cu.ft.)		20	

ATOMO OPTIONS

Legs/Frame

Powder Coat Colors (Not Available for ADP)

Standard in Carbon (CBN). Available in:

Bronze (BRZ) Lead (LD) Daffodil (DFD)

Silver (SIL) Poppy (PP) Sugar (SGR)

Custom - Contact factory

Chrome

Polished Chrome (PC), add \$278. (Available for ADP)

Casters

Standard in black tread and black core.

Available with black tread and white core.

Custom colors available. Contact factory for more information.

Inset Shelf Options

Laminate

Standard in White Laminate. Available in:

Black Maple Walnut Cherry

Solid Surface

Standard in Glacier White, add \$359. Available in:

Aurora Bisque Cameo White

Moss Sandstone






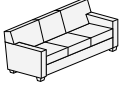


Solid Surface available in custom colors, contact factory for more information.

Fabric

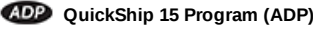




Submit sample COM for factory approval.




Camira Fabrics: Aquarius, Blazer, and Oxygen are preapproved fabrics.

Martin Bratrud Masquerade is also preapproved.

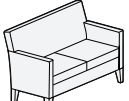


Style	COM	COL	MB Leather Grade			Fabric Grades			MB Masquerade							Fabric Yardage	Sq. Ft. Leather	Dimensions			
			A	B	C	1	2	3	4	5	6	7	8	9							
Ballybunion 1207-01	Chairs	2267	2494	4086	4344	4607	2670	2800	2930	3060	3190	3320	3450	3580	3710	6.5	117	OW	36		
 <p>Exposed Wood Legs</p> <ul style="list-style-type: none"> Standard: Solid Maple (Specify Martin Bratrud Standard Maple Finish)																				OH	31.5
<p>ADP QuickShip 15 Program (ADP)</p>																		Cartoned Wt. (lbs.) 102 Cartoned Vol. (cu.ft.) 28		SH	18.5
																				AH	23
																				SD	22
																				WBA	23
Ballybunion 1207-02	Benches	1365	1502	2485	2643	2805	1613	1693	1773	1853	1933	2013	2093	2173	2253	4	72	OW	32		
<p>Exposed Wood Legs</p> <ul style="list-style-type: none"> Standard: Solid Maple (Specify Martin Bratrud Standard Maple Finish)																				OD	24
																		Cartoned Wt. (lbs.) 40 Cartoned Vol. (cu.ft.) 9		OH	17.5
Ballybunion 1207-64	Sofas 64" Sofa	3570	3927	6229	6605	6990	4159	4349	4539	4729	4919	5109	5299	5489	5679	9.5	171	OW	64		
 <p>Exposed Wood Legs</p> <ul style="list-style-type: none"> Standard: Solid Maple (Specify Martin Bratrud Standard Maple Finish)																				OD	34
																		Cartoned Wt. (lbs.) 154 Cartoned Vol. (cu.ft.) 48		OH	31.5
																				AH	23
																				SD	22
																				WBA	54
Ballybunion 1207-88	Sofas 88" Sofa	4708	5179	8207	8702	9208	5483	5733	5983	6233	6483	6733	6983	7233	7483	12.5	225	OW	88		
 <p>Exposed Wood Legs</p> <ul style="list-style-type: none"> Standard: Solid Maple (Specify Martin Bratrud Standard Maple Finish)																				OD	34
																		Cartoned Wt. (lbs.) 210 Cartoned Vol. (cu.ft.) 63		OH	31.5
																				AH	23
																				SD	22
																				WBA	76
Ballybunion 1207-60B	Benches 60" Bench Armless	2441	2685	3841	4039	4241	2751	2851	2951	3051	3151	3251	3351	3451	3551	5	90	OW	60		
<p>Exposed Wood Legs</p> <ul style="list-style-type: none"> Standard: Solid Maple (Specify Martin Bratrud Standard Maple Finish)																				OD	22
																		Cartoned Wt. (lbs.) 60 Cartoned Vol. (cu.ft.) 20		OH	18.5

Martin Bratrud Inc.




Style		MB Leather Grade			Fabric Grades			MB Masquerade							Fabric Yardage	Sq. Ft. Leather	Dimensions		
		COM	COL	A	B	C	1	2	3	4	5	6	7	8					9
Baltusrol 340-01	Chairs	2430	2673	4669	4986	5310	2926	3086	3246	3406	3566	3726	3886	4046	4206	8	144	OW	40
<p>Exposed Wood Legs</p> <ul style="list-style-type: none"> • Standard: Solid Maple <p>(Specify Martin Bratrud Standard Maple Finish)</p>																			
<p></p>																			
																Cartoned Wt. (lbs.)	95		
																Cartoned Vol. (cu.ft.)	29		
GSA SIN 711-16																			
Baltusrol 340-02	Ottomans	1355	1491	2405	2553	2705	1588	1663	1738	1813	1888	1963	2038	2113	2188	3.75	68	OW	32
<p>Exposed Wood Legs</p> <ul style="list-style-type: none"> • Standard: Solid Maple <p>(Specify Martin Bratrud Standard Maple Finish)</p>																			
<p></p>																			
																Cartoned Wt. (lbs.)	48		
																Cartoned Vol. (cu.ft.)	8		
GSA SIN 711-16																			
Baltusrol 340-72	Sofas 72" Sofa	3010	3311	7069	7643	8230	3909	4199	4489	4779	5069	5359	5649	5939	6229	14.5	261	OW	72
<p>Exposed Wood Legs</p> <ul style="list-style-type: none"> • Standard: Solid Maple <p>(Specify Martin Bratrud Standard Maple Finish)</p>																			
<p></p>																			
																Cartoned Wt. (lbs.)	170		
																Cartoned Vol. (cu.ft.)	54		
GSA SIN 711-16																			
Baltusrol 340-84	Sofas 84" Sofa	4931	5424	9409	10043	10691	5923	6243	6563	6883	7203	7523	7843	8163	8483	16	288	OW	84
<p>Exposed Wood Legs</p> <ul style="list-style-type: none"> • Standard: Solid Maple <p>(Specify Martin Bratrud Standard Maple Finish)</p>																			
<p></p>																			
																Cartoned Wt. (lbs.)	200		
																Cartoned Vol. (cu.ft.)	63		
GSA SIN 711-16																			
Baltusrol 340-96	Sofas 96" Sofa	5828	6411	10726	11419	12128	6913	7263	7613	7963	8313	8663	9013	9363	9713	17.5	315	OW	96
<p>Exposed Wood Legs</p> <ul style="list-style-type: none"> • Standard: Solid Maple <p>(Specify Martin Bratrud Standard Maple Finish)</p>																			
<p></p>																			
																Cartoned Wt. (lbs.)	235		
																Cartoned Vol. (cu.ft.)	72		
GSA SIN 711-16																			

Style	COM	COL	MB Leather Grade			Fabric Grades									Fabric Yardage	Sq. Ft. Leather	Dimensions			
			A	B	C	1	2	3	4	5	6	7	8	9						
Blackburn 760-01			1937	2131	3267	3455	3647	2232	2327	2422	2517	2612	2707	2802	2897	2992	4.75	86	OW	26.5
 <p>Exposed Wood Legs</p> <ul style="list-style-type: none"> Standard: Solid Maple (Specify Martin Bratrud Standard Maple Finish)																				
 QuickShip 15 Program (ADP)																				



GSA SIN NOC Cartoned Wt. (lbs.) 48
Cartoned Vol. (cu.ft.) 18

Blackburn 760-56			2915	3207	5084	5391	5705	3396	3551	3706	3861	4016	4171	4326	4481	4636	7.75	140	OW	56
 <p>Exposed Wood Legs</p> <ul style="list-style-type: none"> Standard: Solid Maple (Specify Martin Bratrud Standard Maple Finish)																				
 QuickShip 15 Program (ADP)																				

GSA SIN NOC Cartoned Wt. (lbs.) 85
Cartoned Vol. (cu.ft.) 35

Blackburn 760-03			1554	1709	2394	2513	2634	1740	1800	1860	1920	1980	2040	2100	2160	2220	3	54	OW	25
 <p>Exposed Wood Legs</p> <ul style="list-style-type: none"> Standard: Solid Maple (Specify Martin Bratrud Standard Maple Finish)																				
 QuickShip 15 Program (ADP)																				

GSA SIN NOC Cartoned Wt. (lbs.) 33
Cartoned Vol. (cu.ft.) 18

Style	COM	COL	MB Leather Grade			Fabric Grades									Fabric Yardage	Sq. Ft. Leather	Dimensions			
			A	B	C	1	2	3	4	5	6	7	8	9			OW	OD	SH	SD
Blarney 1001-01	Bar Stools	1764	1940	2184	2243	2304	1857	1887	1917	1947	1977	2007	2037	2067	2097	1.5	27	OW	18	
																		OD	22	
																				
<p>Wood Base</p> <ul style="list-style-type: none"> Standard: Solid Maple <p>(Specify Martin Bratrud Finish)</p>																				
<p>Metal Stretchers</p> <ul style="list-style-type: none"> Standard: Powder Coat (Specify Martin Bratrud Color) Premium: Polished Stainless Steel (PSS), Satin Stainless Steel (SSS), Hand Rubbed Steel in Brushed Bronze (BBZ), Oiled Bronze (OBZ), Charcoal (CS) or Black (BS), add \$98 																				
															Cartoned Wt. (lbs.)	55				
															Cartoned Vol. (cu.ft.)	14				
GSA SIN SIN NOC																				
Blarney 1001-02	Bar Stools With Sabots	1986	2185	2406	2465	2526	2079	2109	2139	2169	2199	2229	2259	2289	2319	1.5	27	OW	18	
																		OD	22	
																				
<p>Wood Base and Leg Sabots</p> <ul style="list-style-type: none"> Standard: Solid Maple <p>(Specify Martin Bratrud Finish)</p> <ul style="list-style-type: none"> Leg Sabots 4" Standard: Brushed Aluminum laminate 																				
<p>Metal Stretchers</p> <ul style="list-style-type: none"> Standard: Powder Coat (Specify Martin Bratrud Color) Premium: Polished Stainless Steel (PSS), Satin Stainless Steel (SSS), Hand Rubbed Steel in Brushed Bronze (BBZ), Oiled Bronze (OBZ), Charcoal (CS) or Black (BS), add \$98 																				
															Cartoned Wt. (lbs.)	55				
															Cartoned Vol. (cu.ft.)	14				
GSA SIN SIN NOC																				

Blarney Details

Wood Base

Standard in Maple

[View Maple Wood Standard Finishes](#)

Custom Wood Finish produced upon receipt of a customer's approved sample match and fee of \$150 Net for each unique finish per order.

Sabots

Leg Sabots in Brushed Aluminum Laminate 4" High

Steel Stretchers

Powder Coat Standard Finishes

[View Powder Coat - Metallics](#)

[View Powder Coat - Neutrals](#)


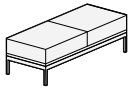
[View Powder Coat - Color](#)

Custom Powder Coat Finish produced upon receipt of a customer supplied RAL# and fee of \$285 Net, with a minimum order of 25.

Premium Finishes

[View Stainless Steel Stretcher Premiums](#)

[View Hand Rubbed Steel Stretcher Premiums](#)

Style	COM	COL	MB Leather Grade			Fabric Grades									Fabric Yardage	Sq. Ft. Leather	Dimensions		
			A	B	C	1	2	3	4	5	6	7	8	9					
Braemar 785-02	Benches	2306	2537	3146	3265	3386	2492	2552	2612	2672	2732	2792	2852	2912	2972	3	54	OW 28 OD 24 OH 17.5	
 <p>Metal Base</p> <ul style="list-style-type: none"> • Standard Finish: Polished Chrome (PC) • No Charge Option: Brushed Chrome (BC) • Premium: Hand Rubbed Steel in Brushed Bronze (BBZ), Oiled Bronze (OBZ), Charcoal (CS) or Black (BS), add \$180 • Powder Coat option, deduct \$20 <p>(Specify Martin Bratrud finish or color)</p>																			
																Cartoned Wt. (lbs.)	60		
GSA SIN 711-16																Cartoned Vol. (cu.ft.)	9		
Braemar 785-58B	Benches	3219	3541	4619	4817	5019	3529	3629	3729	3829	3929	4029	4129	4229	4329	5	90	OW 58 OD 24 OH 17.5	
 <p>Metal Base</p> <ul style="list-style-type: none"> • Standard Finish: Polished Chrome (PC) • No Charge Option: Brushed Chrome (BC) • Premium: Hand Rubbed Steel in Brushed Bronze (BBZ), Oiled Bronze (OBZ), Charcoal (CS) or Black (BS), add \$240 • Powder Coat option, deduct \$40 <p>(Specify Martin Bratrud finish or color)</p>																			
																Cartoned Wt. (lbs.)	118		
GSA SIN 711-16																Cartoned Vol. (cu.ft.)	23		

Braemar Details

Metal Frame

Standard: Polished Chrome (PC)
 No charge option: Brushed Chrome (BC)
 Premium Finish:
[View Hand Rubbed Steel Premiums](#)
 Hand rubbed steel finishes are lacquer sealed
 Standard Powder Coat Finishes
[View Powder Coat - Metallics](#)
[View Powder Coat - Neutrals](#)
[View Powder Coat - Color](#)
 Custom Powder Coat Finish produced upon receipt of a customer supplied RAL# and fee of \$285 Net, with a minimum order of 10
 (Specify Martin Bratrud finish or color)

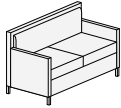
Table Tops

Wood Standard: Ash Veneer
 No Charge Option: Maple Veneer
[View Ash Wood Standard Finishes](#)
[View Maple Wood Standard Finishes](#)
 Custom Wood Finish produced upon receipt of a customer's approved sample match and fee of \$150 Net for each unique finish per order.
 Glass Standard: Sandblasted Bottom Starphire (**SBS**) .5" thick
 Stone Standard: Black Granite (**BG**) or Carrara Marble (**CM**) .75" thick

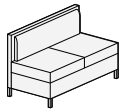
Style		MB Leather Grade			Fabric Grades			MB Masquerade							Fabric Yardage	Sq. Ft. Leather	Dimensions			
		COM	COL	A	B	C	1	2	3	4	5	6	7	8			9	OW	OD	SH
Bristol 248-01HA	High Back Chair Arms	1974	2171	3374	3572	3774	2284	2384	2484	2584	2684	2784	2884	2984	3084	5	90	OW	29	
		Multiple Upholstery														4.75	86	OH	25.5	
		Body, Seat Cushion & Arms														.75	14	SH	18	
		Lumbar Cushion																AH	24	
		Legs																SD	20.5	
		<ul style="list-style-type: none"> Standard: Powder Coat (Specify Martin Bratrud Color) Premium: Polished Stainless Steel (PSS) or Satin Stainless, add \$90 and for Hand Rubbed Steel in Brushed Bronze (BBZ), Oiled Bronze (OBZ), Charcoal (CS) or Black (BS), add \$130 																WBA	25	
		Lumbar Cushion Standard: Centered (C)																		
		<ul style="list-style-type: none"> Options: Full (F), Recessed Left Facing edge (LF) or Recessed Right Facing edge (RF) 																		
		ADP QuickShip 15 Program (ADP)																		
GSA SIN 711-16															Cartoned Wt. (lbs.)	95				
GSA SIN 711-16															Cartoned Vol. (cu.ft.)	17				
Bristol 248-01H	High Back Chair No Arms	1577	1735	2557	2695	2837	1794	1864	1934	2004	2074	2144	2214	2284	2354	3.5	63	OW	25	
		Multiple Upholstery														3.5	63	OH	30.5	
		Body, Seat Cushion														.75	14	SH	18	
		Lumbar Cushion																SD	20.5	
		Legs																		
		<ul style="list-style-type: none"> Standard: Powder Coat (Specify Martin Bratrud Color) Premium: Polished Stainless Steel (PSS) or Satin Stainless, add \$90 and for Hand Rubbed Steel in Brushed Bronze (BBZ), Oiled Bronze (OBZ), Charcoal (CS) or Black (BS), add \$130 																		
		Lumbar Cushion Standard: Centered (C)																		
		<ul style="list-style-type: none"> Options: Full (F), Recessed Left Facing edge (LF) or Recessed Right Facing edge (RF) 																		
		ADP QuickShip 15 Program (ADP)																		
GSA SIN 711-16															Cartoned Wt. (lbs.)	80				
GSA SIN 711-16															Cartoned Vol. (cu.ft.)	16				
Bristol 248-03H	High Back Chair Corner	1768	1945	2888	3046	3208	2016	2096	2176	2256	2336	2416	2496	2576	2656	4	72	OW	25.5	
		Multiple Upholstery														3	54	OH	30.5	
		Body, Seat Cushion														1	18	SH	18	
		Lumbar Cushion																SD	20.5	
		Legs																		
		<ul style="list-style-type: none"> Standard: Powder Coat (Specify Martin Bratrud Color) Premium: Polished Stainless Steel (PSS) or Satin Stainless, add \$90 and for Hand Rubbed Steel in Brushed Bronze (BBZ), Oiled Bronze (OBZ), Charcoal (CS) or Black (BS), add \$130 																		
		Lumbar Cushion Standard: Centered (C)																		
		<ul style="list-style-type: none"> Options: Full (F), Recessed Left Facing edge (LF) or Recessed Right Facing edge (RF) 																		
		ADP QuickShip 15 Program (ADP)																		
GSA SIN 711-16															Cartoned Wt. (lbs.)	105				
GSA SIN 711-16															Cartoned Vol. (cu.ft.)	16				



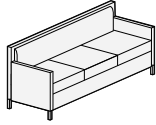
Style	COM	COL	MB Leather Grade			Fabric Grades									Fabric Yardage	Sq. Ft. Leather	Dimensions		
			A	B	C	1	2	3	4	5	6	7	8	9					
Bristol 248-50HA	High Back Sofa Arms	2941	3235	4900	5178	5461	3375	3515	3655	3795	3935	4075	4215	4355	4495	7	126	OW	54
		Multiple Upholstery														6.5	117	OH	25.5
		Body, Seat Cushion & Arms														1	18	SH	18
		Lumbar Cushion																AH	24
		Legs																SD	20.5
		<ul style="list-style-type: none"> Standard: Powder Coat (Specify Martin Bratrud Color) Premium: Polished Stainless Steel (PSS) or Satin Stainless, add \$90 and for Hand Rubbed Steel in Brushed Bronze (BBZ), Oiled Bronze (OBZ), Charcoal (CS) or Black (BS), add \$130 																WBA	50
		Lumbar Cushion Standard: Centered (C)																	
		<ul style="list-style-type: none"> Options: Full (F), Recessed Left Facing edge (LF) or Recessed Right Facing edge (RF) 																	
		ADP QuickShip 15 Program (ADP)																	
GSA SIN 711-16																Cartoned Wt. (lbs.)	130		
																Cartoned Vol. (cu.ft.)	32		



Bristol 248-50H	High Back Sofa Armless	2560	2816	3960	4158	4360	2870	2970	3070	3170	3270	3370	3470	3570	3670	5	90	OW	50
		Multiple Upholstery														4.5	81	OH	25.5
		Body, Seat Cushion														1	18	SH	18
		Lumbar Cushion																SD	20.5
		Legs																	
		<ul style="list-style-type: none"> Standard: Powder Coat (Specify Martin Bratrud Color) Premium: Polished Stainless Steel (PSS) or Satin Stainless, add \$90 and for Hand Rubbed Steel in Brushed Bronze (BBZ), Oiled Bronze (OBZ), Charcoal (CS) or Black (BS), add \$130 																	
		Lumbar Cushion Standard: Centered (C)																	
		<ul style="list-style-type: none"> Options: Full (F), Recessed Left Facing edge (LF) or Recessed Right Facing edge (RF) 																	
		ADP QuickShip 15 Program (ADP)																	
GSA SIN 711-16																Cartoned Wt. (lbs.)	125		
																Cartoned Vol. (cu.ft.)	29		



Style		MB Leather Grade			Fabric Grades			MB Masquerade							Fabric Yardage	Sq. Ft. Leather	Dimensions		
		COM	COL	A	B	C	1	2	3	4	5	6	7	8					9
Bristol 248-75HA	High Back Sofa	3860	4246	6169	6496	6830	4372	4537	4702	4867	5032	5197	5362	5527	5692	8.25	149	OW	79
	Arms	Multiple Upholstery																	
		Body, Seat Cushion & Arms														7.75	140	OH	30.5
		Lumbar Cushion														1.5	27	SH	18
																		AH	24
																		SD	20.5
																		WBA	75
																Cartoned Wt. (lbs.)		190	
																Cartoned Vol. (cu.ft.)		45	



Legs

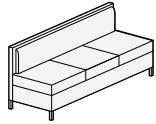
- Standard: Powder Coat
(Specify Martin Bratrud Color)
- Premium: Polished Stainless Steel (**PSS**) or Satin Stainless, add \$90 and for Hand Rubbed Steel in Brushed Bronze (**BBZ**), Oiled Bronze (**OBZ**), Charcoal (**CS**) or Black (**BS**), add \$130

Lumbar Cushion Standard: Centered (C)

- Options: Full (**F**), Recessed Left Facing edge (**LF**) or Recessed Right Facing edge (**RF**)

GSA SIN 711-16

Bristol 248-75H	High Back Sofa	3609	3970	5568	5846	6129	4043	4183	4323	4463	4603	4743	4883	5023	5163	7	126	OW	75
	Armless	Multiple Upholstery																	
		Body, Seat Cushion														6	108	OH	30.5
		Lumbar Cushion														1.5	27	SH	18
																		SD	20.5
																Cartoned Wt. (lbs.)		180	
																Cartoned Vol. (cu.ft.)		43	



Legs

- Standard: Powder Coat
(Specify Martin Bratrud Color)
- Premium: Polished Stainless Steel (**PSS**) or Satin Stainless, add \$90 and for Hand Rubbed Steel in Brushed Bronze (**BBZ**), Oiled Bronze (**OBZ**), Charcoal (**CS**) or Black (**BS**), add \$130






Lumbar Cushion Standard: Centered (C)

- Options: Full (**F**), Recessed Left Facing edge (**LF**) or Recessed Right Facing edge (**RF**)

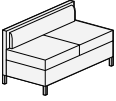
ADP QuickShip 15 Program (ADP)

GSA SIN 711-16

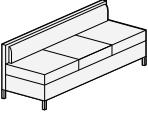
Martin Brattrud Inc.

Style		MB Leather Grade		Fabric Grades											Fabric Yardage	Sq. Ft. Leather	Dimensions			
		COM	COL	A	B	C	1	2	3	4	5	6	7	8					9	
Bristol 247-01L	Low Back Chair No Arms	1530	1683	2440	2568	2700	1732	1797	1862	1927	1992	2057	2122	2187	2252	3.25	59	OW	25	
																			OD	25
		Legs • Standard: Powder Coat (Specify Martin Brattrud Color) • Premium: Polished Stainless Steel (PSS) or Satin Stainless, add \$90 and for Hand Rubbed Steel in Brushed Bronze (BBZ), Oiled Bronze (OBZ), Charcoal (CS) or Black (BS), add \$130																	OH	26
		SH	18																	
		Lumbar Cushion Standard: Centered (C) • Options: Full (F), Recessed Left Facing edge (LF) or Recessed Right Facing edge (RF)																	SD	21.5
		 QuickShip 15 Program (ADP)																		
																	Cartoned Wt. (lbs.)	85		
																	Cartoned Vol. (cu.ft.)	16		
GSA SIN 711-16																				
Bristol 247-03L	Low Back Chair Corner	1735	1909	2785	2933	3085	1968	2043	2118	2193	2268	2343	2418	2493	2568	3.75	68	OW	25.5	
		Multiple Upholstery Body, Seat Cushion Lumbar Cushion															3	54	OH	26
		Legs • Standard: Powder Coat (Specify Martin Brattrud Color) • Premium: Polished Stainless Steel (PSS) or Satin Stainless, add \$90 and for Hand Rubbed Steel in Brushed Bronze (BBZ), Oiled Bronze (OBZ), Charcoal (CS) or Black (BS), add \$130																	SH	18
		SD	21.5																	
		Lumbar Cushion Standard: Centered (C) • Options: Full (F), Recessed Left Facing edge (LF) or Recessed Right Facing edge (RF)																		
																	Cartoned Wt. (lbs.)	95		
																	Cartoned Vol. (cu.ft.)	17		
GSA SIN 711-16																				

Martin Bratrud Inc.

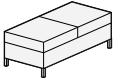
Style	COM	COL	MB Leather Grade			Fabric Grades									Fabric Yardage	Sq. Ft. Leather	Dimensions		
			A	B	C	1	2	3	4	5	6	7	8	9					
Bristol 247-50L			2478	2726	3738	3916	4098	2757	2847	2937	3027	3117	3207	3297	3387	3477	4.5	81	OW 50 OD 25.5 OH 26 SH 18 SD 21.5
<p>Low Back Sofa Armless</p>  <p>Legs</p> <ul style="list-style-type: none"> • Standard: Powder Coat (Specify Martin Bratrud Color) • Premium: Polished Stainless Steel (PSS) or Satin Stainless, add \$90 and for Hand Rubbed Steel in Brushed Bronze (BBZ), Oiled Bronze (OBZ), Charcoal (CS) or Black (BS), add \$130 <p>Lumbar Cushion Standard: Centered (C)</p> <ul style="list-style-type: none"> • Options: Full (F), Recessed Left Facing edge (LF) or Recessed Right Facing edge (RF) 																			
<p>GSA SIN 711-16</p> <p>Cartoned Wt. (lbs.) 120 Cartoned Vol. (cu.ft.) 29</p>																			



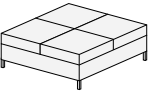
Bristol 247-75L			3530	3883	5349	5607	5870	3933	4063	4193	4323	4453	4583	4713	4843	4973	6.5	117	OW 75 OD 25.5 OH 26 SH 18 SD 21.5
<p>Low Back Sofa Armless</p>  <p>Legs</p> <ul style="list-style-type: none"> • Standard: Powder Coat (Specify Martin Bratrud Color) • Premium: Polished Stainless Steel (PSS) or Satin Stainless, add \$90 and for Hand Rubbed Steel in Brushed Bronze (BBZ), Oiled Bronze (OBZ), Charcoal (CS) or Black (BS), add \$130 <p>Lumbar Cushion Standard: Centered (C)</p> <ul style="list-style-type: none"> • Options: Full (F), Recessed Left Facing edge (LF) or Recessed Right Facing edge (RF) 																			
<p>GSA SIN 711-16</p> <p>Cartoned Wt. (lbs.) 180 Cartoned Vol. (cu.ft.) 34</p>																			



Martin Bratrud Inc.

Style	COM	COL	MB Leather Grade			Fabric Grades									Fabric Yardage	Sq. Ft. Leather	Dimensions		
			A	B	C	1	2	3	4	5	6	7	8	9					
Bristol 247-52B			2063	2269	2833	2942	3053	2234	2289	2344	2399	2454	2509	2564	2619	2674	2.75	50	OW 51 OD 25.5 OH 18
<p>Benches 52" Bench Rectangle</p>  <p>Legs</p> <ul style="list-style-type: none"> • Standard: Powder Coat (Specify Martin Bratrud Color) • Premium: Polished Stainless Steel (PSS) or Satin Stainless, add \$90 and for Hand Rubbed Steel in Brushed Bronze (BBZ), Oiled Bronze (OBZ), Charcoal (CS) or Black (BS), add \$130 <p>ADP QuickShip 15 Program (ADP)</p>																			
<p>GSA SIN 711-16</p> <p>Cartoned Wt. (lbs.) 62 Cartoned Vol. (cu.ft.) 18</p>																			



Bristol 247-53B			3555	3911	5094	5312	5535	3896	4006	4116	4226	4336	4446	4556	4666	4776	5.5	99	OW 51 OD 51 OH 18 SH 18
<p>Benches 51" Bench Square</p>  <p>Legs</p> <ul style="list-style-type: none"> • Standard: Powder Coat (Specify Martin Bratrud Color) • Premium: Polished Stainless Steel (PSS) or Satin Stainless, add \$90 and for Hand Rubbed Steel in Brushed Bronze (BBZ), Oiled Bronze (OBZ), Charcoal (CS) or Black (BS), add \$130 																			
<p>GSA SIN 711-16</p> <p>Cartoned Wt. (lbs.) 125 Cartoned Vol. (cu.ft.) 34</p>																			



Style	COM	COL	MB Leather Grade			Fabric Grades									MB Masquerade	Fabric Yardage	Sq. Ft. Leather	Dimensions	
			A	B	C	1	2	3	4	5	6	7	8	9					
Bristol 247-41B	Wedge	2233	2456	3353	3511	3673	2481	2561	2641	2721	2801	2881	2961	3041	3121	4	72	OW	41.5
	Backless																	OD	25.5

Legs

- Standard: Powder Coat
(Specify Martin Bratrud Color)
- Premium: Polished Stainless Steel (**PSS**) or Satin Stainless, add \$90 and for Hand Rubbed Steel in Brushed Bronze (**BBZ**), Oiled Bronze (**OBZ**), Charcoal (**CS**) or Black (**BS**), add \$130



Lumbar Cushion Standard: Centered (C)

- Options: Full (**F**), Recessed Left Facing edge (**LF**) or Recessed Right Facing edge (**RF**)

GSA SIN 711-16

Cartoned Wt. (lbs.) 70
Cartoned Vol. (cu.ft.) 18

Bristol 248-41HO	Wedge	2843	3127	4243	4441	4643	3153	3253	3353	3453	3553	3653	3753	3853	3953	5	90	OW	41.5
	High Back	Multiple Upholstery																OD	25.5
	Outside Back	Body, Seat Cushion														4.5	81	OH	30.5
	Centered Lumbar	Lumbar Cushion														.75	14	SH	18
																		SD	20.5

Legs

- Standard: Powder Coat
(Specify Martin Bratrud Color)
- Premium: Polished Stainless Steel (**PSS**) or Satin Stainless, add \$90 and for Hand Rubbed Steel in Brushed Bronze (**BBZ**), Oiled Bronze (**OBZ**), Charcoal (**CS**) or Black (**BS**), add \$130



Lumbar Cushion Standard: Centered (C)

- Options: Full (**F**), Recessed Left Facing edge (**LF**) or Recessed Right Facing edge (**RF**)



ADP QuickShip 15 Program (ADP)

GSA SIN 711-16

Cartoned Wt. (lbs.) 140
Cartoned Vol. (cu.ft.) 29

Martin Bratrud Inc.

Style	COM	COL	MB Leather Grade			Fabric Grades									Fabric Yardage	Sq. Ft. Leather	Dimensions		
			A	B	C	1	2	3	4	5	6	7	8	9					
Bristol 248-42HI	Wedge	2816	3098	4146	4334	4526	3111	3206	3301	3396	3491	3586	3681	3776	3871	4.75	86	OW	41.5
	High Back	Multiple Upholstery																OD	25.5
	Inside Back	Body, Seat Cushion														4.75	86	OH	30.5
	Centered Lumbar	Lumbar Cushion														.75	14	SH	18
																		SD	20.5



Legs

- Standard: Powder Coat
(Specify Martin Bratrud Color)
- Premium: Polished Stainless Steel (**PSS**) or Satin Stainless, add \$90 and for Hand Rubbed Steel in Brushed Bronze (**BBZ**), Oiled Bronze (**OBZ**), Charcoal (**CS**) or Black (**BS**), add \$130



Lumbar Cushion Standard: Centered (C)

- Options: Full (**F**), Recessed Left Facing edge (**LF**) or Recessed Right Facing edge (**RF**)

ADP QuickShip 15 Program (ADP)

GSA SIN 711-16 Cartoned Wt. (lbs.) 135
Cartoned Vol. (cu.ft.) 29

Bristol 247-41LO	Wedge	2763	3039	4023	4201	4383	3042	3132	3222	3312	3402	3492	3582	3672	3762	4.5	81	OW	41.5
	Low Back	Multiple Upholstery																OD	25.5
	Outside Back	Body, Seat Cushion														4.5	81	OH	26
	Centered Lumbar	Lumbar Cushion														.5	9	SH	18
																		SD	21.5



Legs

- Standard: Powder Coat
(Specify Martin Bratrud Color)
- Premium: Polished Stainless Steel (**PSS**) or Satin Stainless, add \$90 and for Hand Rubbed Steel in Brushed Bronze (**BBZ**), Oiled Bronze (**OBZ**), Charcoal (**CS**) or Black (**BS**), add \$130



Lumbar Cushion Standard: Centered (C)

- Options: Full (**F**), Recessed Left Facing edge (**LF**) or Recessed Right Facing edge (**RF**)

GSA SIN 711-16 Cartoned Wt. (lbs.) 130
Cartoned Vol. (cu.ft.) 26

Martin Bratrud Inc.

Style	COM	COL	MB Leather Grade			Fabric Grades									Fabric Yardage	Sq. Ft. Leather	Dimensions		
			A	B	C	1	2	3	4	5	6	7	8	9					
Bristol 247-42LI	Wedge	2742	3016	3932	4100	4272	3006	3091	3176	3261	3346	3431	3516	3601	3686	4.25	77	OW	41
	Low Back	Multiple Upholstery																OD	25.5
	Inside Back	Body, Seat Cushion														4.25	77	OH	26
		Lumbar Cushion														.5	9	SH	18
																		SD	21.5



Legs

- Standard: Powder Coat
(Specify Martin Bratrud Color)
- Premium: Polished Stainless Steel (**PSS**) or Satin Stainless, add \$90 and for Hand Rubbed Steel in Brushed Bronze (**BBZ**), Oiled Bronze (**OBZ**), Charcoal (**CS**) or Black (**BS**), add \$130



Lumbar Cushion Standard: Centered (C)

- Options: Full (**F**), Recessed Left Facing edge (**LF**) or Recessed Right Facing edge (**RF**)

GSA SIN 711-16 Cartoned Wt. (lbs.) 125
Cartoned Vol. (cu.ft.) 26

Style	COM	COL	MB Leather Grade			Fabric Grades									MB Masquerade	Fabric Yardage	Sq. Ft. Leather	Dimensions		
			A	B	C	1	2	3	4	5	6	7	8	9				OW	OD	
Bristol 247-02			1204	1324	1764	1843	1924	1328	1368	1408	1448	1488	1528	1568	1608	1648	2	36	OW	25.5
																		OD	25.5	
																		OH	18	



Legs

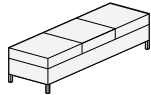
- Standard: Powder Coat
(Specify Martin Bratrud Color)
- Premium: Polished Stainless Steel (**PSS**) or Satin Stainless, add \$90 and for Hand Rubbed Steel in Brushed Bronze (**BBZ**), Oiled Bronze (**OBZ**), Charcoal (**CS**) or Black (**BS**), add \$130



ADP QuickShip 15 Program (ADP)

GSA SIN 711-16																	Cartoned Wt. (lbs.)	35		
																	Cartoned Vol. (cu.ft.)	9		

Bristol 247-76B			2956	3252	4286	4474	4666	3251	3346	3441	3536	3631	3726	3821	3916	4011	4.75	86	OW	76.5
																		OD	25.5	
																		OH	18	
																		SH	18	



Legs

- Standard: Powder Coat
(Specify Martin Bratrud Color)
- Premium: Polished Stainless Steel (**PSS**) or Satin Stainless, add \$90 and for Hand Rubbed Steel in Brushed Bronze (**BBZ**), Oiled Bronze (**OBZ**), Charcoal (**CS**) or Black (**BS**), add \$130



GSA SIN 711-16																	Cartoned Wt. (lbs.)	94		
																	Cartoned Vol. (cu.ft.)	26		

Bristol Details

Legs

Standard Powder Coat Finishes

[View Powder Coat - Metallics](#)

[View Powder Coat - Neutrals](#)

[View Powder Coat - Color](#)

Custom Powder Coat Finish produced upon receipt of a customer supplied RAL# and fee of \$285 Net, with a minimum order of 10 sets.

Premium Finishes

[View Stainless Steel Premiums](#)

[View Hand Rubbed Steel Premiums](#)

Hand rubbed steel finishes are lacquer sealed

Tablet

Specify location as Right Arm Facing (RAF) or Left Arm Facing (LAF)

Metal post as standard to match powder coat color of legs. Premium for Stainless Steel Post or Handrubbed Finish

Top

Tablet tops are 13" diameter



Wood Veneer: Ash, or Maple option, .75" thick

Stone: Black Granite (**BG**) or Carrara Marble (**CM**), .75" thick

(Stone is a natural material with inherent fissures and color patterns.)

Corian®: Glacier White (**GW**) and Concrete (**CNT**) or Carbon (**CCT**), .5" thick

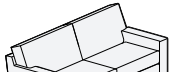

Laminate: 90° Edge only .75" thick (Specify Martin Bratrud Standards)

Style	COM	COL	MB Leather Grade			Fabric Grades			MB Masquerade							Fabric Yardage	Sq. Ft. Leather	Dimensions		
			A	B	C	1	2	3	4	5	6	7	8	9						
Canterbury 945-01	2302	2532	4541	4858	5182	2798	2958	3118	3278	3438	3598	3758	3918	4078	8	144	OW	37.5		
 <p>Exposed Wood Legs</p> <ul style="list-style-type: none"> Standard: Solid Maple (Specify Martin Bratrud Standard Maple Finish)																			OD	35.5
																			OH	31.5
																	SH	18		
																	AH	21.5		
																	SD	21		
																	WBA	25.5		

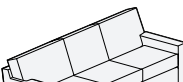

GSA SIN 711-16 Cartoned Wt. (lbs.) 120
Cartoned Vol. (cu.ft.) 27

0 0 0 0 0 0 0 0 0 0 0 0 0 0 0 0 0

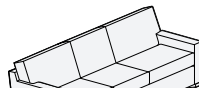

GSA SIN 711-16

Canterbury 945-72	Sofas 72" Sofa	4543	4997	8462	9016	9583	5411	5691	5971	6251	6531	6811	7091	7371	7651	14	252	OW	72	
 <p>Exposed Wood Legs</p> <ul style="list-style-type: none"> Standard: Solid Maple (Specify Martin Bratrud Standard Maple Finish)																			OD	35.5
																			OH	31.5
																	SH	18		
																	AH	21.5		
																	SD	21		
																	WBA	60.5		

GSA SIN 711-16 Cartoned Wt. (lbs.) 177
Cartoned Vol. (cu.ft.) 51

Canterbury 945-90	Sofas 90" Sofa	4958	5454	9296	9910	10538	5919	6229	6539	6849	7159	7469	7779	8089	8399	15.5	279	OW	90	
 <p>Exposed Wood Legs</p> <ul style="list-style-type: none"> Standard: Solid Maple (Specify Martin Bratrud Standard Maple Finish)																			OD	35.5
																			OH	31.5
																	SH	18		
																	AH	21.5		
																	SD	21		
																	WBA	78.5		

GSA SIN 711-16 Cartoned Wt. (lbs.) 266
Cartoned Vol. (cu.ft.) 66

Canterbury 945-100	Sofas 100" Sofa	5390	5929	10148	10822	11510	6444	6784	7124	7464	7804	8144	8484	8824	9164	17	306	OW	100	
 <p>Exposed Wood Legs</p> <ul style="list-style-type: none"> Standard: Solid Maple (Specify Martin Bratrud Standard Maple Finish)																			OD	35.5
																			OH	31.5
																	SH	18		
																	AH	21.5		
																	SD	21		
																	WBA	88.5		

GSA SIN 711-16 Cartoned Wt. (lbs.) 298
Cartoned Vol. (cu.ft.) 74

Martin Bratrud Inc.

Style	COM	COL	MB Leather Grade			Fabric Grades									MB Masquerade	Fabric Yardage	Sq. Ft. Leather	Dimensions		
			A	B	C	1	2	3	4	5	6	7	8	9						
Capra 1035-03			816	898	1236	1295	1356	909	939	969	999	1029	1059	1089	1119	1149	1.5	27	OW	18.5
Side Chairs Armless																			OD	23.5
																			OH	32.5
																			SH	18.5
																			SD	17.5



Metal Leg Base
 • Standard: Powder Coat
 (Specify Martin Bratrud Color)

ADP QuickShip 15 Program (ADP)

GSA SIN 711-18																			Cartoned Wt. (lbs.)	35
																			Cartoned Vol. (cu.ft.)	12

Capra 1035-03-SLD			825	908	1245	1304	1365	918	948	978	1008	1038	1068	1098	1128	1158	1.5	27	OW	18.5
Side Chairs Armless Sled Base																			OD	23.5
																			OH	32.5
																			SH	18.5
																			SD	17.5



Metal Sled Base
 • Standard: Powder Coat
 (Specify Martin Bratrud Color)

ADP QuickShip 15 Program (ADP)

GSA SIN 711-18																			Cartoned Wt. (lbs.)	36
																			Cartoned Vol. (cu.ft.)	12

Martin Bratrud Inc.

Style	COM	COL	MB Leather Grade			Fabric Grades									Fabric Yardage	Sq. Ft. Leather	Dimensions			
			A	B	C	1	2	3	4	5	6	7	8	9			OW	OD		
Capra 1035-04			1026	1129	1446	1505	1566	1119	1149	1179	1209	1239	1269	1299	1329	1359	1.5	27	OW 19.5	OD 23.5



Metal Leg Base and Arms
 • Standard: Powder Coat
 (Specify Martin Bratrud Color)

ADP QuickShip 15 Program (ADP)

GSA SIN 711-18 Cartoned Wt. (lbs.) 35
Cartoned Vol. (cu.ft.) 12

Capra 1035-04-SLD			1035	1139	1455	1514	1575	1128	1158	1188	1218	1248	1278	1308	1338	1368	1.5	27	OW 19.5	OD 23.5
-----------------------------	--	--	------	------	------	------	------	------	------	------	------	------	------	------	------	------	-----	----	---------	---------



Metal Sled Base and Arms
 • Standard: Powder Coat
 (Specify Martin Bratrud Color)

ADP QuickShip 15 Program (ADP)

GSA SIN 711-18 Cartoned Wt. (lbs.) 36
Cartoned Vol. (cu.ft.) 12

Martin Bratrud Inc.

Style	COM	COL	MB Leather Grade			Fabric Grades									Fabric Yardage	Sq. Ft. Leather	Dimensions	
			A	B	C	1	2	3	4	5	6	7	8	9				
Capra 1035-10L	932	1025	1212	1252	1292	994	1014	1034	1054	1074	1094	1114	1134	1154	1	18	OW	18.5
Bar Stools Low Back																	OD	22.5
																	OH	33.5
																	SH	31.5
																	SD	15



Metal Leg Base
 • Standard: Powder Coat
 (Specify Martin Bratrud Color)

ADP QuickShip 15 Program (ADP)

GSA SIN 711-18 Cartoned Wt. (lbs.) 35
Cartoned Vol. (cu.ft.) 11

Capra 1035-10L-SLD	943	1037	1223	1263	1303	1005	1025	1045	1065	1085	1105	1125	1145	1165	1	18	OW	18.5
Bar Stools Low Back Sled Base																	OD	22.5
																	OH	33.5
																	SH	31.5
																	SD	15



Metal Sled Base
 • Standard: Powder Coat
 (Specify Martin Bratrud Color)

ADP QuickShip 15 Program (ADP)

GSA SIN 711-18 Cartoned Wt. (lbs.) 35
Cartoned Vol. (cu.ft.) 11

Martin Bratrud Inc.

Style	COM	COL	MB Leather Grade			Fabric Grades									Fabric Yardage	Sq. Ft. Leather	Dimensions	
			A	B	C	1	2	3	4	5	6	7	8	9				
Capra 1035-10H	970	1067	1320	1369	1420	1048	1073	1098	1123	1148	1173	1198	1223	1248	1.25	23	OW	18.5
Bar Stools High Back																	OD	22.5
																	OH	43
																	SH	31.5
																	SD	15



Metal Leg Base
 • Standard: Powder Coat
 (Specify Martin Bratrud Color)

ADP QuickShip 15 Program (ADP)

GSA SIN 711-18 Cartoned Wt. (lbs.) 35
Cartoned Vol. (cu.ft.) 14

Capra 1035-10H-SLD	980	1078	1330	1379	1430	1058	1083	1108	1133	1158	1183	1208	1233	1258	1.25	23	OW	18.5
Bar Stools High Back Sled Base																	OD	22.5
																	OH	43
																	SH	31.5
																	SD	15



Metal Sled Base
 • Standard: Powder Coat
 (Specify Martin Bratrud Color)

ADP QuickShip 15 Program (ADP)

GSA SIN 711-18 Cartoned Wt. (lbs.) 37
Cartoned Vol. (cu.ft.) 14

Martin Bratrud Inc.

Style	COM	COL	MB Leather Grade			Fabric Grades									MB Masquerade	Fabric Yardage	Sq. Ft. Leather	Dimensions	
			A	B	C	1	2	3	4	5	6	7	8	9					

Capra 1035-10CL	Stools Counter Height Low Back	928	1021	1208	1248	1288	990	1010	1030	1050	1070	1090	1110	1130	1150	1	18	OW	18.5
---------------------------	---	------------	-------------	-------------	-------------	-------------	------------	-------------	-------------	-------------	-------------	-------------	-------------	-------------	-------------	---	----	----	------



Metal Leg Base
 • Standard: Powder Coat
 (Specify Martin Bratrud Color)

ADP QuickShip 15 Program (ADP)

Cartoned Wt. (lbs.) 30
 Cartoned Vol. (cu.ft.) 9

GSA SIN 711-18

Capra 1035-10CL-SLD	Stools Counter Height Low Back Sled Base	939	1033	1289	1338	1389	1017	1042	1067	1092	1117	1142	1167	1192	1217	1.25	23	OW	18.5
-------------------------------	--	------------	-------------	-------------	-------------	-------------	-------------	-------------	-------------	-------------	-------------	-------------	-------------	-------------	-------------	------	----	----	------



Metal Sled Base
 • Standard: Powder Coat
 (Specify Martin Bratrud Color)

ADP QuickShip 15 Program (ADP)

Cartoned Wt. (lbs.) 30
 Cartoned Vol. (cu.ft.) 9

GSA SIN 711-18

Style	COM	COL	MB Leather Grade			Fabric Grades									Fabric Yardage	Sq. Ft. Leather	Dimensions	
			A	B	C	1	2	3	4	5	6	7	8	9			OW	OD
Capra 1035-10CH	966	1063	1316	1365	1416	1044	1069	1094	1119	1144	1169	1194	1219	1244	1.25	23	OW	18.5



Metal Leg Base
 • Standard: Powder Coat
 (Specify Martin Bratrud Color)

ADP QuickShip 15 Program (ADP)

Cartoned Wt. (lbs.) 30
 Cartoned Vol. (cu.ft.) 13

GSA SIN 711-18

Capra 1035-10CH-SLD	976	1074	1326	1375	1426	1054	1079	1104	1129	1154	1179	1204	1229	1254	1.25	23	OW	18.5
-------------------------------	------------	-------------	-------------	-------------	-------------	-------------	-------------	-------------	-------------	-------------	-------------	-------------	-------------	-------------	------	----	----	------



Metal Sled Base
 • Standard: Powder Coat
 (Specify Martin Bratrud Color)

ADP QuickShip 15 Program (ADP)

Cartoned Wt. (lbs.) 32
 Cartoned Vol. (cu.ft.) 13

GSA SIN 711-18

Capra Details

Metal Base with Legs or Sleds

Standard Finish: Powder Coat
 (Specify standard Martin Bratrud finish or color)

Standard Powder Coat Finishes

[View Powder Coat - Metallics](#)

[View Powder Coat - Neutrals](#)

[View Powder Coat - Color](#)

Custom Powder Coat Finish produced upon receipt of a customer supplied RAL# and fee of \$285 Net, with a minimum order of 10.

Martin Bratrud Inc.

Style	COM	COL	MB Leather Grade			Fabric Grades									Fabric Yardage	Sq. Ft. Leather	Dimensions		
			A	B	C	1	2	3	4	5	6	7	8	9					
Cardiff 1060-04			1630	1793	2190	2269	2350	1754	1794	1834	1874	1914	1954	1994	2034	2074	2	36	OW 22



Wood Base

- Standard: Ash
 - No Charge Option: Maple
 - Premium: Walnut, add \$120
- (Specify Martin Bratrud Standard Finish)





Cartoned Wt. (lbs.) 38
 Cartoned Vol. (cu.ft.) 18

Martin Bratrud Inc.



Style	COM	COL	MB Leather Grade			Fabric Grades			MB Masquerade							Fabric Yardage	Sq. Ft. Leather	Dimensions	
			A	B	C	1	2	3	4	5	6	7	8	9					
Cardiff 1060-10	Bar Stools	1897	2087	2317	2376	2437	1990	2020	2050	2080	2110	2140	2170	2200	2230	1.5	27	OW	19
																		Bar Height	OD
Wood Base																			
<ul style="list-style-type: none"> Standard: Ash No Charge Option: Maple Premium: Walnut, add \$273 (Specify Martin Bratrud Standard Finish)																			
Metal Stretchers																			
<ul style="list-style-type: none"> Standard: Powder Coat (Specify Martin Bratrud Color) Premium: Polished Stainless Steel (PSS), Satin Stainless Steel (SSS), Hand Rubbed Steel in Brushed Bronze (BBZ), Oiled Bronze (OBZ), Charcoal (CS) or Black (BS), add \$98 																			
																Cartoned Wt. (lbs.)	35		
																Cartoned Vol. (cu.ft.)	12		
Cardiff 1060-11	Bar Stools	1748	1923	1958	1988	2018	1795	1810	1825	1840	1855	1870	1885	1900	1915	.75	14	OW	16
																		Bar Height	OD
Wood Base																			
<ul style="list-style-type: none"> Standard: Ash No Charge Option: Maple Premium: Walnut, add \$273 (Specify Martin Bratrud Standard Finish)																			
Metal Stretchers																			
<ul style="list-style-type: none"> Standard: Powder Coat (Specify Martin Bratrud Color) Premium: Polished Stainless Steel (PSS), Satin Stainless Steel (SSS), Hand Rubbed Steel in Brushed Bronze (BBZ), Oiled Bronze (OBZ), Charcoal (CS) or Black (BS), add \$98 																			
																Cartoned Wt. (lbs.)	30		
																Cartoned Vol. (cu.ft.)	9		
Cardiff 1060-10C	Stools	1861	2047	2281	2340	2401	1954	1984	2014	2044	2074	2104	2134	2164	2194	1.5	27	OW	19.5
																		Counter Height	OD
Wood Base																			
<ul style="list-style-type: none"> Standard: Ash No Charge Option: Maple Premium: Walnut, add \$252 (Specify Martin Bratrud Standard Finish)																			
Metal Stretchers																			
<ul style="list-style-type: none"> Standard: Powder Coat (Specify Martin Bratrud Color) Premium: Polished Stainless Steel (PSS), Satin Stainless Steel (SSS), Hand Rubbed Steel in Brushed Bronze (BBZ), Oiled Bronze (OBZ), Charcoal (CS) or Black (BS), add \$98 																			
																Cartoned Wt. (lbs.)	32		
																Cartoned Vol. (cu.ft.)	11		
Cardiff 1060-11C	Stools	1728	1901	1938	1968	1998	1775	1790	1805	1820	1835	1850	1865	1880	1895	.75	14	OW	16
																		Counter Height	OD
Wood Base																			
<ul style="list-style-type: none"> Standard: Ash No Charge Option: Maple Premium: Walnut, add \$252 (Specify Martin Bratrud Standard Finish)																			
Metal Stretchers																			
<ul style="list-style-type: none"> Standard: Powder Coat (Specify Martin Bratrud Color) Premium: Polished Stainless Steel (PSS), Satin Stainless Steel (SSS), Hand Rubbed Steel in Brushed Bronze (BBZ), Oiled Bronze (OBZ), Charcoal (CS) or Black (BS), add \$98 																			
																Cartoned Wt. (lbs.)	28		
																Cartoned Vol. (cu.ft.)	8		








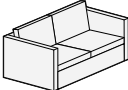

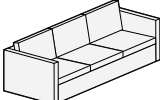


Martin Bratrud Inc.







Style	COM	COL	MB Leather Grade			Fabric Grades			MB Masquerade						Fabric Yardage	Sq. Ft. Leather	Dimensions							
			A	B	C	1	2	3	4	5	6	7	8	9										
Carmel 702-01	Chairs	2255	2481	3515	3693	3875	2534	2624	2714	2804	2894	2984	3074	3164	3254	4.5	81	OW 33	OD 29	OH 33	SH 18	AH 25	SD 19.5	WBA 20.5
<p>Exposed Wood Legs</p> <ul style="list-style-type: none"> • Standard: Solid Maple (Specify Martin Bratrud Standard Maple Finish)																								
<p>ADP QuickShip 15 Program (ADP)</p>															Cartoned Wt. (lbs.)		75							
GSA SIN 711-16															Cartoned Vol. (cu.ft.)		20							
Carmel 702-58	Sofas	3187	3506	5426	5743	6067	3683	3843	4003	4163	4323	4483	4643	4803	4963	8	144	OW 58	OD 29	OH 33	SH 18	AH 25	SD 19	WBA 46
<p>Exposed Wood Legs</p> <ul style="list-style-type: none"> • Standard: Solid Maple (Specify Martin Bratrud Standard Maple Finish)																								
GSA SIN 711-16															Cartoned Wt. (lbs.)		120							
GSA SIN 711-16															Cartoned Vol. (cu.ft.)		37							
Carmel 702-72	Sofas	3877	4265	6536	6912	7297	4466	4656	4846	5036	5226	5416	5606	5796	5986	9.5	171	OW 72	OD 29	OH 33	SH 18	AH 25	SD 19	WBA 60
<p>Exposed Wood Legs</p> <ul style="list-style-type: none"> • Standard: Solid Maple (Specify Martin Bratrud Standard Maple Finish)																								
GSA SIN 711-16															Cartoned Wt. (lbs.)		140							
GSA SIN 711-16															Cartoned Vol. (cu.ft.)		45							
Carmel 702-84	Sofas	4417	4859	7496	7932	8377	5099	5319	5539	5759	5979	6199	6419	6639	6859	11	198	OW 84	OD 29	OH 33	SH 19	AH 26		
<p>Exposed Wood Legs</p> <ul style="list-style-type: none"> • Standard: Solid Maple (Specify Martin Bratrud Standard Maple Finish)																								
GSA SIN 711-16															Cartoned Wt. (lbs.)		160							
GSA SIN 711-16															Cartoned Vol. (cu.ft.)		54							

Martin Bratrud Inc.







Style	COM	COL	MB Leather Grade			Fabric Grades			MB Masquerade						Fabric Yardage	Sq. Ft. Leather	Dimensions							
			A	B	C	1	2	3	4	5	6	7	8	9										
Carmel 702-60BA	Benches Armless	2313	2544	3713	3911	4113	2623	2723	2823	2923	3023	3123	3223	3323	3423	5	90	OW 60	OD 21	OH 18				
<p>Exposed Wood Legs</p> <ul style="list-style-type: none"> • Standard: Solid Maple (Specify Martin Bratrud Standard Maple Finish)																								
GSA SIN 711-16															Cartoned Wt. (lbs.)		50							
GSA SIN 711-16															Cartoned Vol. (cu.ft.)		20							
Carmel 702-60B	Benches Arms	2356	2592	3895	4113	4336	2697	2807	2917	3027	3137	3247	3357	3467	3577	5.5	99	OW 60	OD 21	OH 26	SH 18	AH 26		
<p>Exposed Wood Legs</p> <ul style="list-style-type: none"> • Standard: Solid Maple (Specify Martin Bratrud Standard Maple Finish)																								
GSA SIN 711-16															Cartoned Wt. (lbs.)		50							
GSA SIN 711-16															Cartoned Vol. (cu.ft.)		20							

Style		COM COL		MB Leather Grade			Fabric Grades			MB Masquerade					Fabric Yardage	Sq. Ft. Leather	Dimensions		
		A	B	C	1	2	3	4	5	6	7	8	9	OW			OD		
Cypress 820-01	Chairs	1960	2156	4199	4516	4840	2456	2616	2776	2936	3096	3256	3416	3576	3736	8	144	OW 33 OD 33.5 OH 29 SH 16 AH 24.5 SD 22.5 WBA 26.5	
		Recessed Black Wood Legs																	
		ADP QuickShip 15 Program (ADP)																	
																			
		GSA SIN 711-16														Cartoned Wt. (lbs.)	90		
		GSA SIN 711-16														Cartoned Vol. (cu.ft.)	19		
Cypress 820-02	Chairs Armless	1609	1770	2869	3047	3229	1888	1978	2068	2158	2248	2338	2428	2518	2608	4.5	81	OW 27 OD 33.5 OH 29 SH 16 SD 22.5	
		Recessed Black Wood Legs																	
		ADP QuickShip 15 Program (ADP)																	
																			
		GSA SIN 711-16														Cartoned Wt. (lbs.)	45		
		GSA SIN 711-16														Cartoned Vol. (cu.ft.)	19		
Cypress 820-02	Benches	1193	1312	2033	2152	2273	1379	1439	1499	1559	1619	1679	1739	1799	1859	3	54	OW 31 OD 24 OH 16	
		Recessed Black Wood Legs																	
																			
		GSA SIN 711-16														Cartoned Wt. (lbs.)	45		
		GSA SIN 711-16														Cartoned Vol. (cu.ft.)	8		
Cypress 820-61	Sofas 61" Sofa	2857	3143	6496	7011	7537	3663	3923	4183	4443	4703	4963	5223	5483	5743	13	234	OW 61 OD 33.5 OH 29 SH 16 AH 24.5 SD 22.5 WBA 54	
		Recessed Black Wood Legs																	
		ADP QuickShip 15 Program (ADP)																	
																			
		GSA SIN 711-16														Cartoned Wt. (lbs.)	150		
		GSA SIN 711-16														Cartoned Vol. (cu.ft.)	36		
Cypress 820-87	Sofas 87" Sofa	4070	4477	8828	9502	10190	5124	5464	5804	6144	6484	6824	7164	7504	7844	17	306	OW 87 OD 33.5 OH 29 SH 16 AH 24.5 SD 22.5 WBA 80.5	
		Recessed Black Wood Legs																	
																			





Martin Bratrud Inc.

Style		COM COL		MB Leather Grade			Fabric Grades			MB Masquerade						Fabric Yardage	Sq. Ft. Leather	Dimensions																
		1103	1213	A	B	C	1	2	3	4	5	6	7	8	9																			
Delaney 1030-01	Bar Stools Bar Height															1	18	OW 17.5 OD 21 OH 41 SH 31.5 SD 17																
		<p>Metal Base</p> <ul style="list-style-type: none"> Standard: Brushed Nickel (BN) Premium: Polished Chrome (PC), add \$28 Powder Coat option: deduct \$10 (Specify Martin Bratrud finish or color) <p>Heavy Duty Metal Base</p> <ul style="list-style-type: none"> Heavy Duty (HD) option: add \$20 (Specify Martin Bratrud finish or color) <p> QuickShip 15 Program (ADP)</p>																																
GSA SIN 711-18																		Cartoned Wt. (lbs.) 31 Cartoned Vol. (cu.ft.) 12																
Delaney 1030-02C	Stools Counter Height															1	18	OW 17.5 OD 21 OH 36 SH 26.5 SD 17																
		<p>Metal Base</p> <ul style="list-style-type: none"> Standard: Brushed Nickel (BN) Premium: Polished Chrome (PC), add \$25 Powder Coat option: deduct \$10 (Specify Martin Bratrud finish or color) <p>Heavy Duty Metal Base</p> <ul style="list-style-type: none"> Heavy Duty (HD) option: add \$20 (Specify Martin Bratrud finish or color) <p> QuickShip 15 Program (ADP)</p>																																
GSA SIN 711-18																		Cartoned Wt. (lbs.) 31 Cartoned Vol. (cu.ft.) 12																
Delaney 1030-05	Side Chairs															1	18	OW 17.5 OD 21 OH 32.5 SH 18.5																
		<p>Metal Base</p> <ul style="list-style-type: none"> Standard: Brushed Nickel (BN) Premium: Polished Chrome (PC), add \$25 Powder Coat option: deduct \$10 (Specify Martin Bratrud finish or color) <p> QuickShip 15 Program (ADP)</p>																																
GSA SIN 711-18																																		

Martin Bratrud Inc.

Style		MB Leather Grade			Fabric Grades			MB Masquerade							Fabric Yardage	Sq. Ft. Leather	Dimensions			
		COM	COL	A	B	C	1	2	3	4	5	6	7	8					9	
Delaney 1030-03	Bar Stools Bar Height Channel Seat 	1204	1324	1484	1524	1564	1266	1286	1306	1326	1346	1366	1386	1406	1426	1	18	OW	17.5	
																		OD	21	
																			OH	41
																			SH	31.5
																			SD	17
		Metal Base • Standard: Brushed Nickel (BN) • Premium: Polished Chrome (PC), add \$28 • Powder Coat option: deduct \$10 (Specify Martin Bratrud finish or color)																		
		Heavy Duty Metal Base • Heavy Duty (HD) option: add \$20 (Specify Martin Bratrud finish or color)																		
		 QuickShip 15 Program (ADP)																		
																			Cartoned Wt. (lbs.)	31
																			Cartoned Vol. (cu.ft.)	12
GSA SIN 711-18																				
Delaney 1030-04C	Stools Counter Height Channel Seat 	1191	1310	1471	1511	1551	1253	1273	1293	1313	1333	1353	1373	1393	1413	1	18	OW	17.5	
																			OD	21
																			OH	36
																			SH	26.5
																			SD	17
		Metal Base • Standard: Brushed Nickel (BN) • Premium: Polished Chrome (PC), add \$25 • Powder Coat option: deduct \$10 (Specify Martin Bratrud finish or color)																		
		Heavy Duty Metal Base • Heavy Duty (HD) option: add \$20 (Specify Martin Bratrud finish or color)																		
		 QuickShip 15 Program (ADP)																		
																			Cartoned Wt. (lbs.)	31
																			Cartoned Vol. (cu.ft.)	12
GSA SIN 711-18																				

Martin Bratrud Inc.

Style		COM	COL	MB Leather Grade			Fabric Grades			MB Masquerade					Fabric Yardage	Sq. Ft. Leather	Dimensions		
				A	B	C	1	2	3	4	5	6	7	8					9
Dornoch 825-01	Chairs	2201	2421	3531	3719	3911	2496	2591	2686	2781	2876	2971	3066	3161	3256	4.75	86	OW	32
Exposed wood is standard in Maple. Specify Martin Bratrud wood finish.																			
																			
GSA SIN 711-16																			
Cartoned Wt. (lbs.) 65 Cartoned Vol. (cu.ft.) 23																			
Dornoch 825-60	Sofas 60" Sofa	3346	3681	5585	5902	6226	3842	4002	4162	4322	4482	4642	4802	4962	5122	8	144	OW	60
Exposed wood is standard in Maple. Specify Martin Bratrud wood finish.																			
																			
GSA SIN 711-16																			
Cartoned Wt. (lbs.) 105 Cartoned Vol. (cu.ft.) 52																			
Dornoch 825-72	Sofas 72" Sofa	3783	4161	6442	6818	7203	4372	4562	4752	4942	5132	5322	5512	5702	5892	9.5	171	OW	72
Exposed wood is standard in Maple. Specify Martin Bratrud wood finish.																			
																			
GSA SIN 711-16																			
Cartoned Wt. (lbs.) 105 Cartoned Vol. (cu.ft.) 45																			
Dornoch 825-84	Sofas 84" Sofa	4356	4792	7435	7871	8316	5038	5258	5478	5698	5918	6138	6358	6578	6798	11	198	OW	84
Exposed wood is standard in Maple. Specify Martin Bratrud wood finish.																			
																			
GSA SIN 711-16																			
Cartoned Wt. (lbs.) 105 Cartoned Vol. (cu.ft.) 38																			

Martin Bratrud Inc.

Style		COM		MB Leather Grade			Fabric Grades			MB Masquerade					Fabric Yardage	Sq. Ft. Leather	Dimensions		
		COL	COL	A	B	C	1	2	3	4	5	6	7	8			9	OW	OD
Edinburgh 260-01	Chairs	2283	2511	4242	4520	4803	2717	2857	2997	3137	3277	3417	3557	3697	3837	7	126	OW	33
	Arms Attached Back Cushion																	OD	35.5



Exposed Wood Legs
 • Standard: Solid Maple
 (Specify Martin Bratrud Standard Maple Finish)



Standard: Back Cushion Attached
 No Charge Option: Loose Back Cushion

ADP QuickShip 15 Program (ADP)

Cartoned Wt. (lbs.) 82
 Cartoned Vol. (cu.ft.) 30

GSA SIN 711-16

Edinburgh 260-03	Chairs	1992	2191	3392	3590	3792	2302	2402	2502	2602	2702	2802	2902	3002	3102	5	90	OW	28
	Armless Attached Back Cushion																	OD	35.5



Exposed Wood Legs
 • Standard: Solid Maple
 (Specify Martin Bratrud Standard Maple Finish)



Standard: Back Cushion Attached

ADP QuickShip 15 Program (ADP)

Cartoned Wt. (lbs.) 74
 Cartoned Vol. (cu.ft.) 24

GSA SIN 711-16

Edinburgh 260-02	Benches	1201	1321	2181	2319	2461	1418	1488	1558	1628	1698	1768	1838	1908	1978	3.5	63	OW	28
																		OD	22



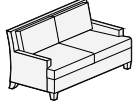
Exposed Wood Legs
 • Standard: Solid Maple
 (Specify Martin Bratrud Standard Maple Finish)



ADP QuickShip 15 Program (ADP)

GSA SIN 711-16

Style	COM	COL	MB Leather Grade			Fabric Grades									Fabric Yardage	Sq. Ft. Leather	Dimensions			
			A	B	C	1	2	3	4	5	6	7	8	9						
Edinburgh 260-66			3980	4378	7549	8054	8570	4771	5026	5281	5536	5791	6046	6301	6556	6811	12.75	230	OW	65.5
																			OD	35.5
																			OH	33
																			SH	18
																			AH	21.5
																			SD	23
																			WBA	58



Exposed Wood Legs
 • Standard: Solid Maple
 (Specify Martin Bratrud Standard Maple Finish)

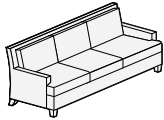


Standard: Back Cushions Attached
 No Charge Option: Loose Cushions

ADP QuickShip 15 Program (ADP)

GSA SIN 711-16 Cartoned Wt. (lbs.) 156
Cartoned Vol. (cu.ft.) 51

Edinburgh 260-84			4359	4795	8697	9311	9939	5320	5630	5940	6250	6560	6870	7180	7490	7800	15.5	279	OW	83.5
																			OD	35.5
																			OH	33
																			SH	18
																			AH	21.5
																			SD	23
																			WBA	76








Exposed Wood Legs
 • Standard: Solid Maple
 (Specify Martin Bratrud Standard Maple Finish)



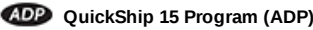
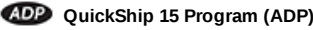
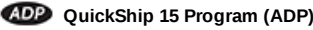
Standard: Back Cushions Attached

ADP QuickShip 15 Program (ADP)

GSA SIN 711-16 Cartoned Wt. (lbs.) 204
Cartoned Vol. (cu.ft.) 64

Style		MB Leather Grade			Fabric Grades			MB Masquerade							Fabric Yardage	Sq. Ft. Leather	Dimensions		
		COM	COL	A	B	C	1	2	3	4	5	6	7	8					9
Edinburgh II 261-01	Chairs Tight Back	2015	2217	3275	3453	3635	2294	2384	2474	2564	2654	2744	2834	2924	3014	4.5	81	OW	28
<p>Exposed Wood Legs</p> <ul style="list-style-type: none"> • Standard: Solid Maple <p>(Specify Martin Bratrud Standard Maple Finish)</p> <p>Available in sectional designs. Contact factory for more information.</p> <p> QuickShip 15 Program (ADP)</p>																			
<p>Cartoned Wt. (lbs.) 64</p> <p>Cartoned Vol. (cu.ft.) 27</p>																			
GSA SIN 711-16																			
Edinburgh II 261-03	Chairs Tight Back Armless	1957	2153	3147	3315	3487	2221	2306	2391	2476	2561	2646	2731	2816	2901	4.25	77	OW	28
<p>Exposed Wood Legs</p> <ul style="list-style-type: none"> • Standard: Solid Maple <p>(Specify Martin Bratrud Standard Maple Finish)</p> <p>Available in sectional designs. Contact factory for more information.</p> <p> QuickShip 15 Program (ADP)</p>																			
<p>Cartoned Wt. (lbs.) 56</p> <p>Cartoned Vol. (cu.ft.) 27</p>																			
GSA SIN 711-16																			
Edinburgh II 261-02	Ottomans	1237	1361	2217	2355	2497	1454	1524	1594	1664	1734	1804	1874	1944	2014	3.5	63	OW	25
<p>Exposed Wood Legs</p> <ul style="list-style-type: none"> • Standard: Solid Maple <p>(Specify Martin Bratrud Standard Maple Finish)</p> <p>Available in sectional designs. Contact factory for more information.</p> <p> QuickShip 15 Program (ADP)</p>																			
<p>Cartoned Wt. (lbs.) 40</p> <p>Cartoned Vol. (cu.ft.) 8</p>																			
GSA SIN 711-16																			
Edinburgh II 261-56	Sofas 56" Sofa Tight Back	2941	3235	5180	5497	5821	3437	3597	3757	3917	4077	4237	4397	4557	4717	8	144	OW	56
<p>Exposed Wood Legs</p> <ul style="list-style-type: none"> • Standard: Solid Maple <p>(Specify Martin Bratrud Standard Maple Finish)</p> <p>Available in sectional designs. Contact factory for more information.</p> <p> QuickShip 15 Program (ADP)</p>																			
<p>Cartoned Wt. (lbs.) 120</p> <p>Cartoned Vol. (cu.ft.) 47</p>																			
GSA SIN 711-16																			
Edinburgh II 261-70	Sofas 70" Sofa Tight Back	3972	4369	6631	7007	7392	4561	4751	4941	5131	5321	5511	5701	5891	6081	9.5	171	OW	70
<p>Exposed Wood Legs</p> <ul style="list-style-type: none"> • Standard: Solid Maple <p>(Specify Martin Bratrud Standard Maple Finish)</p> <p>Available in sectional designs. Contact factory for more information.</p> <p> QuickShip 15 Program (ADP)</p>																			
<p>Cartoned Wt. (lbs.) 176</p> <p>Cartoned Vol. (cu.ft.) 58</p>																			
GSA SIN 711-16																			

Martin Bratrud Inc.

Style		COM COL		MB Leather Grade			Fabric Grades			MB Masquerade					Fabric Yardage	Sq. Ft. Leather	Dimensions	
		A	B	C	1	2	3	4	5	6	7	8	9					
Edinburgh HB 262-01	Chairs High Back	2493	2742	4522	4809	5103	2943	3088	3233	3378	3523	3668	3813	3958	4103	7.25	131	OW 33 OD 37 OH 38 SH 18 AH 21.5 WBA 25
		Exposed Wood Legs • Standard: Solid Maple (Specify Martin Bratrud Standard Maple Finish)																
		Available in sectional designs. Contact factory for more information. 																
GSA SIN 711-16												Cartoned Wt. (lbs.)	82					
												Cartoned Vol. (cu.ft.)	30					
Edinburgh HB 262-02	Ottomans	1274	1401	2254	2392	2534	1491	1561	1631	1701	1771	1841	1911	1981	2051	3.5	63	OW 28 OD 22 OH 18
		Exposed Wood Legs • Standard: Solid Maple (Specify Martin Bratrud Standard Maple Finish)																
		Available in sectional designs. Contact factory for more information. 																
GSA SIN 711-16												Cartoned Wt. (lbs.)	40					
												Cartoned Vol. (cu.ft.)	8					
Edinburgh HB 262-66	Sofas High Back	4298	4728	8217	8771	9338	5166	5446	5726	6006	6286	6566	6846	7126	7406	14	252	OW 66 OD 37 OH 38 SH 18 AH 21.5 SD 23 WBA 58
		Exposed Wood Legs • Standard: Solid Maple (Specify Martin Bratrud Standard Maple Finish)																
		Available in sectional designs. Contact factory for more information. 																
GSA SIN 711-16												Cartoned Wt. (lbs.)	156					
												Cartoned Vol. (cu.ft.)	51					
Edinburgh HB 262-84	Sofas High Back	4807	5288	9285	9919	10567	5799	6119	6439	6759	7079	7399	7719	8039	8359	16	288	OW 84 OD 37 OH 38 SH 18 AH 21.5 SD 23 WBA 76
		Exposed Wood Legs • Standard: Solid Maple (Specify Martin Bratrud Standard Maple Finish)																
		Available in sectional designs. Contact factory for more information.																
GSA SIN 711-16												Cartoned Wt. (lbs.)	204					
												Cartoned Vol. (cu.ft.)	64					

Martin Brattrud Inc.

Style	COM	COL	MB Leather Grade			Fabric Grades				MB Masquerade	6	7	8	9	Fabric Yardage	Sq. Ft. Leather	Dimensions
			A	B	C	1	2	3	4								
	0	0	0	0	0	0	0	0	0	0	0	0	0	0		0	
GSA SIN NOC	0	0	0	0	0	0	0	0	0	0	0	0	0	0		0	
GSA SIN NOC	0	0	0	0	0	0	0	0	0	0	0	0	0	0		0	
GSA SIN NOC	0	0	0	0	0	0	0	0	0	0	0	0	0	0		0	

Martin Brattrud Inc.

Style	COM	COL	MB Leather Grade			Fabric Grades				MB Masquerade	6	7	8	9	Fabric Yardage	Sq. Ft. Leather	Dimensions
			A	B	C	1	2	3	4								
	0	0	0	0	0	0	0	0	0	0	0	0	0	0		0	
GSA SIN NOC	0	0	0	0	0	0	0	0	0	0	0	0	0	0		0	
GSA SIN NOC	0	0	0	0	0	0	0	0	0	0	0	0	0	0		0	
GSA SIN NOC	0	0	0	0	0	0	0	0	0	0	0	0	0	0		0	

Martin Bratrud Inc.

Style	COM	COL	MB Leather Grade			Fabric Grades									Fabric Yardage	Sq. Ft. Leather	Dimensions		
			A	B	C	1	2	3	4	5	6	7	8	9					
Fold 230-01	Low Back Chair	2573	2830	3623	3771	3923	2806	2881	2956	3031	3106	3181	3256	3331	3406	3.75	68	OW	30
		Multiple Upholstery																	
Seat and Back Cushions																2	36	OH	30
Body																2	36	SH	17
																		SD	18.5
Steel Base																			
<ul style="list-style-type: none"> Standard: Polished Stainless Steel (PSS) No Charge Option: Satin Stainless Steel (SSS) Premium Hand Rubbed Brushed Bronze (BBZ), Oiled Bronze (BBZ), Charcoal (CS), or Black (BS), add \$97 Powder Coat, deduct \$81 (Specify Martin Bratrud Color or Finish)																			
GSA SIN NOC																Cartoned Wt. (lbs.)		67	
GSA SIN NOC																Cartoned Vol. (cu.ft.)		20	
Fold 230-04	Low Back Chair	2386	2625	3436	3584	3736	2619	2694	2769	2844	2919	2994	3069	3144	3219	3.75	68	OW	33
		Multiple Upholstery																	
Seat and Back Cushions																2	36	OH	29
Body																2	36	SH	17
																		SD	18.5
Steel Base																			
<ul style="list-style-type: none"> Standard: Polished Stainless Steel (PSS) No Charge Option: Satin Stainless Steel (SSS) Premium Hand Rubbed Brushed Bronze (BBZ), Oiled Bronze (BBZ), Charcoal (CS), or Black (BS), add \$97 Powder Coat, deduct \$81 (Specify Martin Bratrud Color or Finish)																			
GSA SIN NOC																Cartoned Wt. (lbs.)		65	
GSA SIN NOC																Cartoned Vol. (cu.ft.)		17	
Fold 230-04S	Low Back Chair	2386	2625	3436	3584	3736	2619	2694	2769	2844	2919	2994	3069	3144	3219	3.75	68	OW	33
		Multiple Upholstery																	
Seat and Back Cushions																2	36	OH	29
Body																2	36	SH	17
																		SD	18.5
Steel Base																			
<ul style="list-style-type: none"> Standard: Polished Stainless Steel (PSS) No Charge Option: Satin Stainless Steel (SSS) Premium Hand Rubbed Brushed Bronze (BBZ), Oiled Bronze (BBZ), Charcoal (CS), or Black (BS), add \$97 Powder Coat, deduct \$81 (Specify Martin Bratrud Color or Finish)																			
GSA SIN NOC																Cartoned Wt. (lbs.)		65	
GSA SIN NOC																Cartoned Vol. (cu.ft.)		17	



Style	COM	COL	MB Leather Grade			Fabric Grades									Fabric Yardage	Sq. Ft. Leather	Dimensions		
			A	B	C	1	2	3	4	5	6	7	8	9			OW	OD	
Fold 230-02			2104	2314	2664	2743	2824	2228	2268	2308	2348	2388	2428	2468	2508	2548	2	36	OW 29.5 OD 20 OH 17



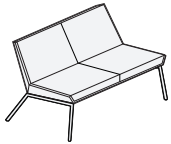
Steel Base

- Standard: Polished Stainless Steel (**PSS**)
 - No Charge Option: Satin Stainless Steel (**SSS**)
 - Premium Hand Rubbed Brushed Bronze (**BBZ**), Oiled Bronze (**BBZ**), Charcoal (**CS**), or Black (**BS**), add \$87
 - Powder Coat, deduct \$71
- (Specify Martin Bratrud Color or Finish)

GSA SIN 711-16																		Cartoned Wt. (lbs.) 25	Cartoned Vol. (cu.ft.) 11
	0	0	0	0	0	0	0	0	0	0	0	0	0	0	0	0	0		0

GSA SIN 711-16

Style	COM	COL	MB Leather Grade			Fabric Grades									Fabric Yardage	Sq. Ft. Leather	Dimensions		
			A	B	C	1	2	3	4	5	6	7	8	9			OW	OD	
Fold 230-56			3852	4237	5951	6248	6552	4317	4467	4617	4767	4917	5067	5217	5367	5517	7.5	135	OW 56 OD 29 OH 30 SH 17 SD 16



Multiple Upholstery

Seat and Back Cushions

Body

Steel Base

- Standard: Polished Stainless Steel (**PSS**)
 - No Charge Option: Satin Stainless Steel (**SSS**)
 - Premium Hand Rubbed Brushed Bronze (**BBZ**), Oiled Bronze (**BBZ**), Charcoal (**CS**), or Black (**BS**), add \$97
 - Powder Coat, deduct \$81
- (Specify Martin Bratrud Color or Finish)

GSA SIN 711-16																		Cartoned Wt. (lbs.) 150	Cartoned Vol. (cu.ft.) 36
----------------	--	--	--	--	--	--	--	--	--	--	--	--	--	--	--	--	--	-------------------------	---------------------------

Martin Bratrud Inc.

Style	COM	COL	MB Leather Grade			Fabric Grades									MB Masquerade	Fabric Yardage	Sq. Ft. Leather	Dimensions		
			A	B	C	1	2	3	4	5	6	7	8	9						
Fold 230-05			2139	2353	2559	2618	2679	2232	2262	2292	2322	2352	2382	2412	2442	2472	1.5	27	OW	20
																			OD	18
																			OH	39
																			SH	31.5



Steel Base

- Standard: Polished Stainless Steel (**PSS**)
 - No Charge Option: Satin Stainless Steel (**SSS**)
 - Premium Hand Rubbed Brushed Bronze (**BBZ**), Oiled Bronze (**BBZ**), Charcoal (**CS**), or Black (**BS**), add \$121
 - Powder Coat, deduct \$101
- (Specify Martin Bratrud Color or Finish)

GSA SIN 711-16																		Cartoned Wt. (lbs.)	0
																		Cartoned Vol. (cu.ft.)	11

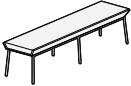
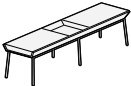
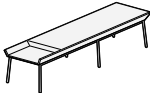
Fold 230-05C			2139	2353	2559	2618	2679	2232	2262	2292	2322	2352	2382	2412	2442	2472	1.5	27	OW	20
																			OD	18
																			OH	34
																			SH	26.5



Steel Base

- Standard: Polished Stainless Steel (**PSS**)
 - No Charge Option: Satin Stainless Steel (**SSS**)
 - Premium Hand Rubbed Brushed Bronze (**BBZ**), Oiled Bronze (**BBZ**), Charcoal (**CS**), or Black (**BS**), add \$121
 - Powder Coat, deduct \$101
- (Specify Martin Bratrud Color or Finish)

GSA SIN 711-16																		Cartoned Wt. (lbs.)	21
																		Cartoned Vol. (cu.ft.)	9

Style	COM	COL	MB Leather Grade			Fabric Grades			MB Masquerade	6	7	8	9	Fabric Yardage	Sq. Ft. Leather	Dimensions		
			A	B	C	1	2	3								4	5	OW
Fold 232-72BN	Benches Narrow	3309	3640	4079	4188	4299	3480	3535	3590	3645	3700	3755	3810	3865	3920	2.75	50	OW 72 OD 18 OH 17.5
 <p>Steel Base</p> <ul style="list-style-type: none"> Standard: Polished Stainless Steel (PSS) No Charge Option: Satin Stainless Steel (SSS) Premium Hand Rubbed Brushed Bronze (BBZ), Oiled Bronze (BBZ), Charcoal (CS), or Black (BS), add \$191 Powder Coat, deduct \$117 <p>(Specify Martin Bratrud Color or Finish)</p>																		
GSA SIN 711-16														Cartoned Wt. (lbs.)	81			
GSA SIN 711-16														Cartoned Vol. (cu.ft.)	17			
Fold 232-72BN-OTC	Benches Narrow Center Table	3810	4191	4580	4689	4800	3981	4036	4091	4146	4201	4256	4311	4366	4421	2.75	50	OW 72 OD 18 OH 17.5
 <p>Steel Base</p> <ul style="list-style-type: none"> Standard: Polished Stainless Steel (PSS) No Charge Option: Satin Stainless Steel (SSS) Premium Hand Rubbed Brushed Bronze (BBZ), Oiled Bronze (BBZ), Charcoal (CS), or Black (BS), add \$191 Powder Coat, deduct \$117 <p>(Specify Martin Bratrud Color or Finish)</p> <p>Table Inset</p> <ul style="list-style-type: none"> Wood Standard: Ash Veneer Wood No Charge Option: Maple Veneer Wood Premium: Walnut Veneer, add \$80 <p>(Specify Martin Bratrud Finish)</p> <ul style="list-style-type: none"> Corian® Standard: Glacier White (GW) Corian® Premium: Concrete (CNT) or Carbon (CCT), add \$73 Stone Standard: Black Granite (BG) or Carrara Marble (CM), add \$318 																		
GSA SIN 711-16														Cartoned Wt. (lbs.)	83			
GSA SIN 711-16														Cartoned Vol. (cu.ft.)	17			
Fold 232-72BW-OTS	Benches Wide End Table	3918	4310	4828	4956	5088	4120	4185	4250	4315	4380	4445	4510	4575	4640	3.25	59	OW 72 OD 22 OH 17.5
 <p>Steel Base</p> <ul style="list-style-type: none"> Standard: Polished Stainless Steel (PSS) No Charge Option: Satin Stainless Steel (SSS) Premium Hand Rubbed Brushed Bronze (BBZ), Oiled Bronze (BBZ), Charcoal (CS), or Black (BS), add \$191 Powder Coat, deduct \$117 <p>(Specify Martin Bratrud Color or Finish)</p> <p>Table Inset</p> <ul style="list-style-type: none"> Wood Standard: Ash Veneer Wood No Charge Option: Maple Veneer Wood Premium: Walnut Veneer,, add \$80 <p>(Specify Martin Bratrud Finish)</p> <ul style="list-style-type: none"> Corian® Standard: Glacier White (GW) Corian® Premium: Concrete (CNT) or Carbon (CCT), add \$73 Stone Standard: Black Granite (BG) or Carrara Marble (CM), add \$318 																		
GSA SIN 711-16														Cartoned Wt. (lbs.)	99			
GSA SIN 711-16														Cartoned Vol. (cu.ft.)	20			
Fold 232-72BN-TT	Benches Narrow Two Tables	4306	4737	5006	5105	5206	4461	4511	4561	4611	4661	4711	4761	4811	4861	2.5	45	OW 72 OD 18 OH 17.5
<p>Steel Base</p> <ul style="list-style-type: none"> Standard: Polished Stainless Steel (PSS) No Charge Option: Satin Stainless Steel (SSS) Premium Hand Rubbed Brushed Bronze (BBZ), Oiled Bronze (BBZ), Charcoal (CS), or Black (BS), add \$191 Powder Coat, deduct \$117 <p>(Specify Martin Bratrud Color or Finish)</p>																		

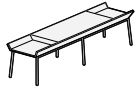
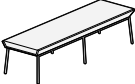
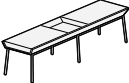



Table Insets

- Wood Standard: Ash Veneer
- Wood No Charge Option: Maple Veneer
- Wood Premium: Walnut Veneer, add \$160
(Specify Martin Bratrud Finish)
- Corian® Standard: Glacier White (**GW**)
- Corian® Premium: Concrete (**CNT**) or Carbon (**CCT**), add \$146
- Stone Standard: Black Granite (**BG**) or Carrara Marble (**CM**), add \$636

GSA SIN 711-16

Cartoned Wt. (lbs.)	86
Cartoned Vol. (cu.ft.)	17

Style		COM	COL	MB Leather Grade			Fabric Grades			MB Masquerade	6	7	8	9	Fabric Yardage	Sq. Ft. Leather	Dimensions	
				A	B	C	1	2	3								4	5
Fold 232-72BW	Benches Wide	3420	3762	4330	4458	4590	3622	3687	3752	3817	3882	3947	4012	4077	4142	3.25	59	OW 72 OD 22 OH 17.5
 <p>Steel Base</p> <ul style="list-style-type: none"> Standard: Polished Stainless Steel (PSS) No Charge Option: Satin Stainless Steel (SSS) Premium Hand Rubbed Brushed Bronze (BBZ), Oiled Bronze (BBZ), Charcoal (CS), or Black (BS), add \$191 Powder Coat, deduct \$117 <p>(Specify Martin Bratrud Color or Finish)</p>																		
															Cartoned Wt. (lbs.)	96		
GSA SIN 711-16															Cartoned Vol. (cu.ft.)	20		
Fold 232-72BN-OTC	Benches Narrow Center Table	3810	4191	4580	4689	4800	3981	4036	4091	4146	4201	4256	4311	4366	4421	2.75	50	OW 72 OD 18 OH 17.5
 <p>Steel Base</p> <ul style="list-style-type: none"> Standard: Polished Stainless Steel (PSS) No Charge Option: Satin Stainless Steel (SSS) Premium Hand Rubbed Brushed Bronze (BBZ), Oiled Bronze (BBZ), Charcoal (CS), or Black (BS), add \$191 Powder Coat, deduct \$117 <p>(Specify Martin Bratrud Color or Finish)</p> <p>Table Inset</p> <ul style="list-style-type: none"> Wood Standard: Ash Veneer Wood No Charge Option: Maple Veneer Wood Premium: Walnut Veneer, add \$80 <p>(Specify Martin Bratrud Finish)</p> <ul style="list-style-type: none"> Corian® Standard: Glacier White (GW) Corian® Premium: Concrete (CNT) or Carbon (CCT), add \$73 Stone Standard: Black Granite (BG) or Carrara Marble (CM), add \$318 																		
															Cartoned Wt. (lbs.)	83		
GSA SIN 711-16															Cartoned Vol. (cu.ft.)	17		
Fold 232-84BW-OTS	Benches Wide End Table	4360	4796	5480	5638	5800	4608	4688	4768	4848	4928	5008	5088	5168	5248	4	72	OW 84 OD 22 OH 17.5
 <p>Steel Base</p> <ul style="list-style-type: none"> Standard: Polished Stainless Steel (PSS) No Charge Option: Satin Stainless Steel (SSS) Premium Hand Rubbed Brushed Bronze (BBZ), Oiled Bronze (BBZ), Charcoal (CS), or Black (BS), add \$191 Powder Coat, deduct \$117 <p>(Specify Martin Bratrud Color or Finish)</p> <p>Table Inset</p> <ul style="list-style-type: none"> Wood Standard: Ash Veneer Wood No Charge Option: Maple Veneer Wood Premium: Walnut Veneer, add \$80 <p>(Specify Martin Bratrud Finish)</p> <ul style="list-style-type: none"> Corian® Standard: Glacier White (GW) Corian® Premium: Concrete (CNT) or Carbon (CCT), add \$73 Stone Standard: Black Granite (BG) or Carrara Marble (CM), add \$318 																		
															Cartoned Wt. (lbs.)	112		
GSA SIN 711-16															Cartoned Vol. (cu.ft.)	23		
Fold 232-84BW-TT	Benches Wide Two Tables	4858	5344	5908	6056	6208	5091	5166	5241	5316	5391	5466	5541	5616	5691	3.75	68	OW 84 OD 22 OH 17.5
<p>Steel Base</p> <ul style="list-style-type: none"> Standard: Polished Stainless Steel (PSS) No Charge Option: Satin Stainless Steel (SSS) Premium Hand Rubbed Brushed Bronze (BBZ), Oiled Bronze (BBZ), Charcoal (CS), or Black (BS), add \$191 Powder Coat, deduct \$117 <p>(Specify Martin Bratrud Color or Finish)</p>																		

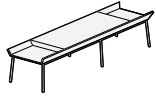
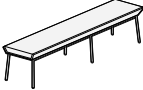
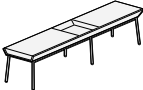



Table Insets

- Wood Standard: Ash Veneer
- Wood No Charge Option: Maple Veneer
- Wood Premium: Walnut Veneer, add \$160
(Specify Martin Bratrud Finish)
- Corian® Standard: Glacier White (**GW**)
- Corian® Premium: Concrete (**CNT**) or Carbon (**CCT**), add \$146
- Stone Standard: Black Granite (**BG**) or Carrara Marble (**CM**), add \$636

GSA SIN 711-16

Cartoned Wt. (lbs.)	115
Cartoned Vol. (cu.ft.)	23

Style	COM	COL	MB Leather Grade			Fabric Grades			MB Masquerade	4	5	6	7	8	9	Fabric Yardage	Sq. Ft. Leather	Dimensions		
			A	B	C	1	2	3										OW	OH	
Fold 232-84BN	Benches Narrow	3752	4127	4662	4790	4922	3954	4019	4084	4149	4214	4279	4344	4409	4474	3.25	59	OW 84 OD 18 OH 17.5		
																	Cartoned Wt. (lbs.)	99		
																	Cartoned Vol. (cu.ft.)	20		
																	Steel Base			
																	<ul style="list-style-type: none"> Standard: Polished Stainless Steel (PSS) No Charge Option: Satin Stainless Steel (SSS) Premium Hand Rubbed Brushed Bronze (BBZ), Oiled Bronze (BBZ), Charcoal (CS), or Black (BS), add \$191 Powder Coat, deduct \$117 (Specify Martin Bratrud Color or Finish)			
																				
GSA SIN 711-16																				
Fold 232-84BN-OTC	Benches Narrow Center Table	4251	4676	5161	5289	5421	4453	4518	4583	4648	4713	4778	4843	4908	4973	3.25	59	OW 84 OD 18 OH 17.5		
																	Cartoned Wt. (lbs.)	102		
																	Cartoned Vol. (cu.ft.)	20		
																	Steel Base			
																	<ul style="list-style-type: none"> Standard: Polished Stainless Steel (PSS) No Charge Option: Satin Stainless Steel (SSS) Premium Hand Rubbed Brushed Bronze (BBZ), Oiled Bronze (BBZ), Charcoal (CS), or Black (BS), add \$191 Powder Coat, deduct \$117 (Specify Martin Bratrud Color or Finish)			
																	Top			
																	<ul style="list-style-type: none"> Wood Standard: Ash Wood No Charge Option: Maple Wood Premium: Walnut, add \$80 (Specify Martin Bratrud Finish)			
																	<ul style="list-style-type: none"> Corian® Standard: Glacier White (GW) Corian® Premium: Concrete (CNT) or Carbon (CCT), add \$73 Stone Standard: Black Granite (BG) or Carrara Marble (CM), add \$318 			
																				
GSA SIN 711-16																				
Fold 232-84BN-OTS	Benches Narrow End Table	3925	4318	4835	4963	5095	4127	4192	4257	4322	4387	4452	4517	4582	4647	3.25	59	OW 84 OD 18 OH 17.5		
																	Cartoned Wt. (lbs.)	102		
																	Cartoned Vol. (cu.ft.)	20		
																	Steel Base			
																	<ul style="list-style-type: none"> Standard: Polished Stainless Steel (PSS) No Charge Option: Satin Stainless Steel (SSS) Premium Hand Rubbed Brushed Bronze (BBZ), Oiled Bronze (BBZ), Charcoal (CS), or Black (BS), add \$191 Powder Coat, deduct \$117 (Specify Martin Bratrud Color or Finish)			
																	Top			
																	<ul style="list-style-type: none"> Wood Standard: Ash Wood No Charge Option: Maple Wood Premium: Walnut, add \$80 (Specify Martin Bratrud Finish)			
																	<ul style="list-style-type: none"> Corian® Standard: Glacier White (GW) Corian® Premium: Concrete (CNT) or Carbon (CCT), add \$73 Stone Standard: Black Granite (BG) or Carrara Marble (CM), add \$318 			
																				
GSA SIN 711-16																				
Fold 232-84BN-TT	Benches Narrow Two End Tables	4747	5222	5587	5706	5827	4933	4993	5053	5113	5173	5233	5293	5353	5413	3	54	OW 84 OD 18 OH 17.5		
																	Cartoned Wt. (lbs.)	102		
																	Cartoned Vol. (cu.ft.)	20		
																	Steel Base			
																	<ul style="list-style-type: none"> Standard: Polished Stainless Steel (PSS) No Charge Option: Satin Stainless Steel (SSS) Premium Hand Rubbed Brushed Bronze (BBZ), Oiled Bronze (BBZ), Charcoal (CS), or Black (BS), add \$191 Powder Coat, deduct \$117 (Specify Martin Bratrud Color or Finish)			

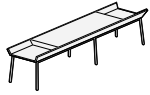

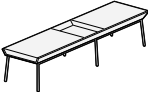
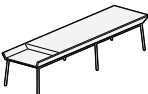


Table Insets

- Wood Standard: Ash Veneer
- Wood No Charge Option: Maple Veneer
- Wood Premium: Walnut Veneer, add \$160
(Specify Martin Bratrud Finish)
- Corian® Standard: Glacier White (**GW**)
- Corian® Premium: Concrete (**CNT**) or Carbon (**CCT**), add \$146
- Stone Standard: Black Granite (**BG**) or Carrara Marble (**CM**), add \$636

GSA SIN 711-16

Cartoned Wt. (lbs.)	105
Cartoned Vol. (cu.ft.)	20

Style	COM	COL	MB Leather Grade			Fabric Grades			MB Masquerade	6	7	8	9	Fabric Yardage	Sq. Ft. Leather	Dimensions			
			A	B	C	1	2	3								4	5	OW	84
Fold 232-84BW	Benches Wide	3863	4249	4983	5141	5303	4111	4191	4271	4351	4431	4511	4591	4671	4751	4	72	OW OD OH	84 22 17.5
 <p>Steel Base</p> <ul style="list-style-type: none"> Standard: Polished Stainless Steel (PSS) No Charge Option: Satin Stainless Steel (SSS) Premium Hand Rubbed Brushed Bronze (BBZ), Oiled Bronze (BBZ), Charcoal (CS), or Black (BS), add \$191 Powder Coat, deduct \$117 <p>(Specify Martin Bratrud Color or Finish)</p>																			
														Cartoned Wt. (lbs.)	109				
														Cartoned Vol. (cu.ft.)	23				
Fold 232-84BW-OTC	Benches Wide Center Table	4362	4798	5482	5640	5802	4610	4690	4770	4850	4930	5010	5090	5170	5250	4	72	OW OD OH	84 22 17.5
 <p>Steel Base</p> <ul style="list-style-type: none"> Standard: Polished Stainless Steel (PSS) No Charge Option: Satin Stainless Steel (SSS) Premium Hand Rubbed Brushed Bronze (BBZ), Oiled Bronze (BBZ), Charcoal (CS), or Black (BS), add \$191 Powder Coat, deduct \$117 <p>(Specify Martin Bratrud Color or Finish)</p> <p>Table Inset</p> <ul style="list-style-type: none"> Wood Standard: Ash Veneer Wood No Charge Option: Maple Veneer Wood Premium: Walnut Veneer, add \$80 <p>(Specify Martin Bratrud Finish)</p> <ul style="list-style-type: none"> Corian® Standard: Glacier White (GW) Corian® Premium: Concrete (CNT) or Carbon (CCT), add \$73 Stone Standard: Black Granite (BG) or Carrara Marble (CM), add \$318 																			
														Cartoned Wt. (lbs.)	112				
														Cartoned Vol. (cu.ft.)	23				
Fold 232-84BW-OTS	Benches Wide End Table	4360	4796	5480	5638	5800	4608	4688	4768	4848	4928	5008	5088	5168	5248	4	72	OW OD OH	84 22 17.5
 <p>Steel Base</p> <ul style="list-style-type: none"> Standard: Polished Stainless Steel (PSS) No Charge Option: Satin Stainless Steel (SSS) Premium Hand Rubbed Brushed Bronze (BBZ), Oiled Bronze (BBZ), Charcoal (CS), or Black (BS), add \$191 Powder Coat, deduct \$117 <p>(Specify Martin Bratrud Color or Finish)</p> <p>Table Inset</p> <ul style="list-style-type: none"> Wood Standard: Ash Veneer Wood No Charge Option: Maple Veneer Wood Premium: Walnut Veneer, add \$80 <p>(Specify Martin Bratrud Finish)</p> <ul style="list-style-type: none"> Corian® Standard: Glacier White (GW) Corian® Premium: Concrete (CNT) or Carbon (CCT), add \$73 Stone Standard: Black Granite (BG) or Carrara Marble (CM), add \$318 																			
														Cartoned Wt. (lbs.)	112				
														Cartoned Vol. (cu.ft.)	23				
Fold 232-84BW-TT	Benches Wide Two Tables	4858	5344	5908	6056	6208	5091	5166	5241	5316	5391	5466	5541	5616	5691	3.75	68	OW OD OH	84 22 17.5
<p>Steel Base</p> <ul style="list-style-type: none"> Standard: Polished Stainless Steel (PSS) No Charge Option: Satin Stainless Steel (SSS) Premium Hand Rubbed Brushed Bronze (BBZ), Oiled Bronze (BBZ), Charcoal (CS), or Black (BS), add \$191 Powder Coat, deduct \$117 <p>(Specify Martin Bratrud Color or Finish)</p>																			

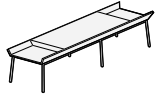


Table Insets

- Wood Standard: Ash Veneer
- Wood No Charge Option: Maple Veneer
- Wood Premium: Walnut Veneer, add \$160
(Specify Martin Bratrud Finish)
- Corian® Standard: Glacier White (**GW**)
- Corian® Premium: Concrete (**CNT**) or Carbon (**CCT**), add \$146
- Stone Standard: Black Granite (**BG**) or Carrara Marble (**CM**), add \$636

GSA SIN 711-16

Cartoned Wt. (lbs.)	115
Cartoned Vol. (cu.ft.)	23

Style	COM	COL	MB Leather Grade			Fabric Grades			MB Masquerade							Fabric Yardage	Sq. Ft. Leather	Dimensions				
			A	B	C	1	2	3	4	5	6	7	8	9								
Fold High Back 233-01	Chairs	2786	3065	4046	4224	4406	3065	3155	3245	3335	3425	3515	3605	3695	3785	4.5	81	OW	30			
		Multiple Upholstery																				
		Shell														2.25	41	OH	38.5			
		Body														2.5	45	SH	17			
		Base Standard in Polished Stainless Steel (PSS).																				
		Available in Satin Stainless Steel (SSS).																				
		Available in Hand Rubbed Black (BS) or Charcoal (CS) finish on Steel with a lacquer sealer, add \$47.																				
		Available in Powder Coat colors, deduct (\$20). See footer for more options.																				
																				Cartoned Wt. (lbs.)	70	
																					Cartoned Vol. (cu.ft.)	24
GSA SIN 711-16																						
Fold High Back 233-01SWV	Chairs High Back Swivel	2723	2995	3983	4161	4343	3002	3092	3182	3272	3362	3452	3542	3632	3722	4.5	81	OW	30			
		Multiple Upholstery																				
		Shell														2.25	41	OH	38			
		Body														2.5	45	SH	17			
		Swivel Base Standard in Polished Stainless Steel (PSS).																				
		Available in Satin Stainless Steel (SSS).																				
		Available in Hand Rubbed Black (BS) or Charcoal (CS) finish on Steel with a lacquer sealer, add \$44.																				
		Available in Powder Coat colors, add \$40. See footer for more options.																				
																					Cartoned Wt. (lbs.)	80
																					Cartoned Vol. (cu.ft.)	25
GSA SIN 711-16																						
Fold High Back 233-56	Sofas Armless	4209	4630	6588	6925	7269	4736	4906	5076	5246	5416	5586	5756	5926	6096	8.5	153	OW	56			
		Multiple Upholstery																				
		Shell														4.25	77	OH	38.5			
		Body														4.5	81	SH	17			
		Base Standard in Polished Stainless Steel (PSS).																				
		Available in Satin Stainless Steel (SSS).																				
		Available in Hand Rubbed Black (BS) or Charcoal (CS) finish on Steel with a lacquer sealer, add \$94.																				
		Available in Powder Coat colors, deduct (\$40). See footer for more options.																				
																					Cartoned Wt. (lbs.)	180
																					Cartoned Vol. (cu.ft.)	44
GSA SIN 711-16																						

FOLD OPTIONS

Base/Legs

Standard in Polished Stainless Steel (**PSS**).

Available in Satin Stainless Steel (**SSS**).

Available in Hand Rubbed Black Steel (**BS**).

Available in Hand Rubbed Charcoal Steel (**CS**).

Powder Coat

Powder Coat Bronze (BRZ)	Powder Coat Carbon (CBN)
Powder Coat Daffodil (DFD)	Powder Coat Lead (LD)
Powder Coat Poppy (PP)	Powder Coat Silver (SIL)
Powder Coat Sugar (SGR)	Custom - Contact Factory

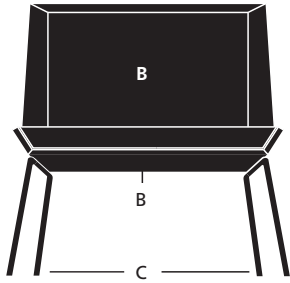
Note: Certain fabrics / leathers will appear loose with wrinkles when upholstered.

Custom Powder Coat minimum order \$450 LIST and 10 chairs or tables. Contact factory or your representative for more information.

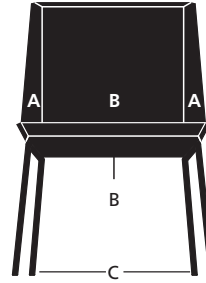
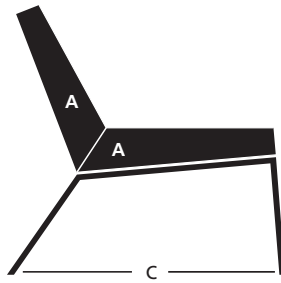
Fold and Fold High Back Lounge Collection Worksheet

Instructions

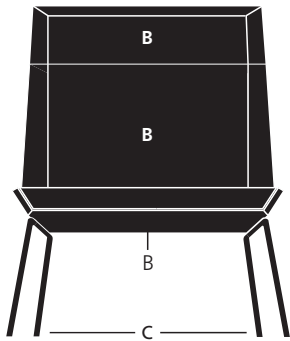
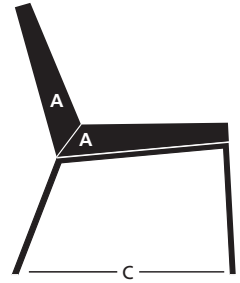
Please submit this worksheet for Martin Bratrud to process an accurate price quote. This form should accompany your purchase order to ensure that production specifications and proper applications of fabrics/leathers are met to your standards. Please attach a floor plan for orders of more than ten (10) lounge chairs. Contact customer service for more information.



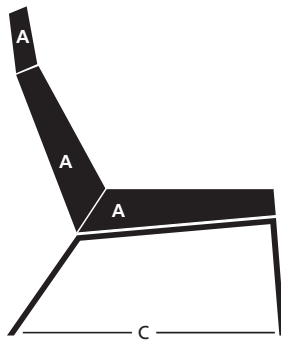
Lounge Chair



Side Chair



High Back Lounge Chair

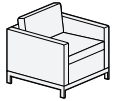
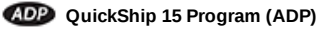
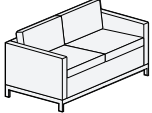
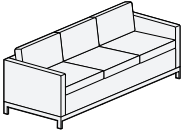


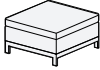
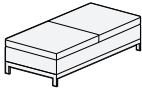
Section	Fabric / Leather Description	COM/COL Each	Quantity	COM / COL Total Requirements
A. Frame Fabric ◊	Inside, Outside Back and Sides			
B. Seat and Back Cushions				
C. Base Finish	<input type="radio"/> Stainless Steel <input type="radio"/> Hand Rubbed Black Steel* <input type="radio"/> Polished Steel <input type="radio"/> Hand Rubbed Charcoal Steel* <input type="radio"/> Powder Coat**			

◊ See page 7-8 of Price List for fabric repeat information.

* Additional fees apply. Contact factory for more information.

** Powder Coats available in these color options: Carbon, Sugar, Poppy, Daffodil, Bronze, Lead, and Silver. Additional fees apply. Contact factory for more information.

Style	COM	COL	MB Leather Grade			Fabric Grades									Fabric Yardage	Sq. Ft. Leather	Dimensions		
			A	B	C	1	2	3	4	5	6	7	8	9					
Gleneagles 840-01	2764	3040	4443	4681	4924	3136	3256	3376	3496	3616	3736	3856	3976	4096	6	108	OW	30	
																			
Metal Base																			
<ul style="list-style-type: none"> • Standard Finish: Polished Chrome (PC) • No Charge Option: Brushed Chrome (BC) • Premium: Hand Rubbed Steel in Brushed Bronze (BBZ), Oiled Bronze (OBZ), Charcoal (CS) or Black (BS), add \$180 • Powder Coat option, deduct \$20 (Specify Martin Bratrud finish or color) 																			
Cushions																			
Attached Back and Secured Loose Seat																			
																			
GSA SIN 711-16															Cartoned Wt. (lbs.)	104			
															Cartoned Vol. (cu.ft.)	20			
Gleneagles 840-58	4145	4560	7504	7979	8465	4889	5129	5369	5609	5849	6089	6329	6569	6809	12	216	OW	58	
																			
Metal Base																			
<ul style="list-style-type: none"> • Standard Finish: Polished Chrome (PC) • No Charge Option: Brushed Chrome (BC) • Premium: Hand Rubbed Steel in Brushed Bronze (BBZ), Oiled Bronze (OBZ), Charcoal (CS) or Black (BS), add \$240 • Powder Coat option, deduct \$40 (Specify Martin Bratrud finish or color) 																			
Cushions																			
Attached Back and Secured Loose Seat																			
GSA SIN 711-16															Cartoned Wt. (lbs.)	168			
															Cartoned Vol. (cu.ft.)	38			
Gleneagles 840-80	5516	6068	9854	10468	11096	6477	6787	7097	7407	7717	8027	8337	8647	8957	15.5	279	OW	80	
																			
Metal Base																			
<ul style="list-style-type: none"> • Standard Finish: Polished Chrome (PC) • No Charge Option: Brushed Chrome (BC) • Premium: Hand Rubbed Steel in Brushed Bronze (BBZ), Oiled Bronze (OBZ), Charcoal (CS) or Black (BS), add \$290 • Powder Coat option, deduct \$60 (Specify Martin Bratrud finish or color) 																			
Cushions																			
Attached Back and Secured Loose Seat																			
GSA SIN 711-16															Cartoned Wt. (lbs.)	208			
															Cartoned Vol. (cu.ft.)	50			

Style	COM	COL	MB Leather Grade			Fabric Grades									MB Masquerade	Fabric Yardage	Sq. Ft. Leather	Dimensions	
			A	B	C	1	2	3	4	5	6	7	8	9					
Gleneagles 840-02	Benches	2205	2426	2975	3084	3195	2376	2431	2486	2541	2596	2651	2706	2761	2816	2.75	50	OW 30 OD 31 OH 17	
 <p>Metal Base</p> <ul style="list-style-type: none"> • Standard Finish: Polished Chrome (PC) • No Charge Option: Brushed Chrome (BC) • Premium: Hand Rubbed Steel in Brushed Bronze (BBZ), Oiled Bronze (OBZ), Charcoal (CS) or Black (BS), add \$180 • Powder Coat option, deduct \$20 <p>(Specify Martin Bratrud finish or color)</p>																			
																Cartoned Wt. (lbs.)	64		
																Cartoned Vol. (cu.ft.)	13		
Gleneagles 840-58B	Benches	3132	3445	4601	4809	5022	3458	3563	3668	3773	3878	3983	4088	4193	4298	5.25	95	OW 58 OD 22 OH 17	
 <p>Metal Base</p> <ul style="list-style-type: none"> • Standard Finish: Polished Chrome (PC) • No Charge Option: Brushed Chrome (BC) • Premium: Hand Rubbed Steel in Brushed Bronze (BBZ), Oiled Bronze (OBZ), Charcoal (CS) or Black (BS), add \$240 • Powder Coat option, deduct \$40 <p>(Specify Martin Bratrud finish or color)</p>																			
																Cartoned Wt. (lbs.)	130		
																Cartoned Vol. (cu.ft.)	17		

Gleneagles Details

Metal Frame

Standard: Polished Chrome (PC)

No charge option: Brushed Chrome (BC)

Premium Finish:

[View Hand Rubbed Steel Premiums](#)

Hand rubbed steel finishes are lacquer sealed

Standard Powder Coat Finishes

[View Powder Coat - Metallics](#)

[View Powder Coat - Neutrals](#)


[View Powder Coat - Color](#)









Custom Powder Coat Finish produced upon receipt of a customer supplied RAL#

and fee of \$285 Net, with a minimum order of 10







(Specify Martin Bratrud finish or color)

Martin Bratrud Inc.

Style	COM	COL	MB Leather Grade			Fabric Grades									Fabric Yardage	Sq. Ft. Leather	Dimensions													
			A	B	C	1	2	3	4	5	6	7	8	9			OW	OD	SH	AH	SD	WBA								
Greystone 1050-01	1566	1723	1986	2045	2106	1659	1689	1719	1749	1779	1809	1839	1869	1899	1.5	27	OW	23	OD	23.5	OH	33	SH	19	AH	26	SD	17.5	WBA	19
Exposed wood is standard in Maple. Specify Martin Bratrud finish.																														
															Cartoned Wt. (lbs.)	25														
															Cartoned Vol. (cu.ft.)	13														
GSA SIN	GSA SIN	NOC																												


Style	Description	MB Leather Grade			Fabric Grades			MB Masquerade									Fabric Yardage	Sq. Ft. Leather	Dimensions		
		COM	COL	A	B	C	1	2	3	4	5	6	7	8	9						
Heritage 910-01	Chairs Casters	1792	1971	3192	3390	3592	2102	2202	2302	2402	2502	2602	2702	2802	2902	5	90	OW	29		
																			OD	29	
																				OH	33
																				SH	18.5
																				AH	26
																				SD	20
																				WBA	21
																		Casters or Wood Legs • Standard: Black Casters • No charge option: Black Wood Legs (WL)			
																		Metal Handle • Metal Handle: Powder Coat, add \$130 (Specify Martin Bratrud color)			
																		Open Storage Compartment • Premium: Open Storage Compartment (OSC), add \$120			
																		 QuickShip 15 Program (ADP)			
															Cartoned Wt. (lbs.)		74				
															Cartoned Vol. (cu.ft.)		19				
GSA SIN 711-16																					
Heritage 910-60	Sofas 60" Sofa Casters	2820	3102	5339	5696	6060	3378	3558	3738	3918	4098	4278	4458	4638	4818	9	162	OW	60		
																			OD	29	
																				OH	33
																				SH	18.5
																				AH	26
																				SD	20
																				WBA	52.5
																		Casters or Wood Legs • Standard: Black Casters • No charge option: Black Wood Legs (WL)			
																		Metal Handle • Metal Handle: Powder Coat, add \$130 (Specify Martin Bratrud color)			
																		Open Storage Compartment • Premium: Open Storage Compartment (OSC), add \$120			
																		 QuickShip 15 Program (ADP)			
															Cartoned Wt. (lbs.)		135				
															Cartoned Vol. (cu.ft.)		38				
GSA SIN 711-16																					
Heritage 910-72	Sofas 72" Sofa Casters	3240	3564	6039	6435	6840	3860	4060	4260	4460	4660	4860	5060	5260	5460	10	180	OW	72		
																			OD	29	
																				OH	33
																				SH	18.5
																				AH	26
																				SD	20
																				WBA	64.5
																		Casters or Wood Legs • Standard: Black Casters • No charge option: Black Wood Legs (WL)			
																		Metal Handle • Metal Handle: Powder Coat, add \$130 (Specify Martin Bratrud color)			
																		Open Storage Compartment • Premium: Open Storage Compartment (OSC), add \$120			
																		 QuickShip 15 Program (ADP)			
															Cartoned Wt. (lbs.)		158				
															Cartoned Vol. (cu.ft.)		45				
GSA SIN 711-16																					
Heritage 910-03	Chairs Wood Arm Caps Casters	2229	2452	3629	3827	4029	2539	2639	2739	2839	2939	3039	3139	3239	3339	5	90	OW	29		
																			OD	29	
																				OH	33
																				SH	18.5
																				AH	26
																				SD	20
																				WBA	21
																		Casters or Wood Legs • Standard: Black Casters • No charge option: Black Wood Legs (WL)			
																		Metal Handle • Metal Handle: Powder Coat, add \$130 (Specify Martin Bratrud color)			
																		Open Storage Compartment • Premium: Open Storage Compartment (OSC), add \$120			
																		 QuickShip 15 Program (ADP)			
															Cartoned Wt. (lbs.)		78				
															Cartoned Vol. (cu.ft.)		19				
GSA SIN 711-16																					

Martin Bratrud Inc.

Style		MB Leather Grade			Fabric Grades				MB Masquerade						Fabric Yardage	Sq. Ft. Leather	Dimensions			
		COM	COL	A	B	C	1	2	3	4	5	6	7	8					9	
Heritage 910-02TL	Chairs Casters Tablet	2236	2460	3636	3834	4036	2546	2646	2746	2846	2946	3046	3146	3246	3346	5	90	OW	31	
																		OD	29	
																		OH	33	
																		SH	18.5	
																		AH	26	
																		WBA	21	
																				
		Casters or Wood Legs • Standard: Black Casters • No charge option: Black Wood Legs (WL)																		
		Wood Tablet • Standard: Ash Wood Tablet (T), (Specify L or R - LAF or RAF side) • No Charge Option: Solid Maple Wood • Premium: Interchangeable Maple Wood Tablet (IT), add \$60 (Specify Martin Bratrud Finish)																		
		Metal Handle • Metal Handle: Powder Coat, add \$130 (Specify Martin Bratrud color)																		
		 QuickShip 15 Program (ADP)																		
																		Cartoned Wt. (lbs.)	75	
																		Cartoned Vol. (cu.ft.)	19	
GSA SIN 711-16																				
Heritage 910-02TROSC	Chairs Tablet Casters Open Compartment	2432	2675	3832	4030	4232	2742	2842	2942	3042	3142	3242	3342	3442	3542	5	90	OW	29	
																		OD	29	
																		OH	33	
																		SH	18.5	
																		AH	26	
																				
		Casters or Wood Legs • Standard: Black Casters • No charge option: Black Wood Legs (WL)																		
		Wood Tablet • Standard: Ash Wood Tablet (T), (Specify L or R - LAF or RAF side) • No Charge Option: Solid Maple Wood • Premium: Interchangeable Maple Wood Tablet (IT), add \$60 (Specify Martin Bratrud Finish)																		
		Metal Handle • Metal Handle: Powder Coat, add \$130 (Specify Martin Bratrud color)																		
		Open Storage Compartment • Premium: Open Storage Compartment (OSC), add \$120																		
																		Cartoned Wt. (lbs.)	78	
																		Cartoned Vol. (cu.ft.)	19	
GSA SIN 711-16																				
Heritage 910-60TL	Sofas 60" Sofa Tablet Casters	3290	3619	5809	6166	6530	3848	4028	4208	4388	4568	4748	4928	5108	5288	9	162	OW	60	
																		OD	29	
																		OH	33	
																		SH	18.5	
																		AH	26	
																		SD	20	
																		WBA	52.5	
																				
		Casters or Wood Legs • Standard: Black Casters • No charge option: Black Wood Legs (WL)																		
		Wood Tablet(s) • Single tablet as standard. For another tablet, add \$390. • Standard: Ash Wood Tablet (T), (Specify L or R - LAF or RAF side) • No Charge Option: Solid Maple Wood (Specify Martin Bratrud Finish)																		
		 QuickShip 15 Program (ADP)																		
																		Cartoned Wt. (lbs.)	135	
																		Cartoned Vol. (cu.ft.)	38	
GSA SIN 711-16																				
Heritage 910-72TL	Sofas 72" Sofa Tablet Casters	3240	3564	6039	6435	6840	3860	4060	4260	4460	4660	4860	5060	5260	5460	10	180	OW	72	
																		OD	29	
																		OH	33	
																		SH	18.5	
																		AH	26	
																		SD	20	
																		WBA	64.5	
																				
		Casters or Wood Legs • Standard: Black Casters • No charge option: Black Wood Legs (WL)																		

Wood Tablet(s)

- Single tablet as standard. For another tablet, add \$390.
- Standard: Ash Wood Tablet (**T**), (Specify **L** or **R** - LAF or RAF side)
- No Charge Option: Solid Maple Wood
(Specify Martin Bratrud Finish)

 **QuickShip 15 Program (ADP)**

GSA SIN 711-16

Cartoned Wt. (lbs.)	158
Cartoned Vol. (cu.ft.)	45

Martin Bratrud Inc.

Style	COM	COL	MB Leather Grade			Fabric Grades									Fabric Yardage	Sq. Ft. Leather	Dimensions			
			A	B	C	1	2	3	4	5	6	7	8	9						
Highlands 845-01	Chairs		2206	2427	4305	4602	4906	2671	2821	2971	3121	3271	3421	3571	3721	3871	7.5	135	OW	31.5
			Multiple Upholstery																	
			Seat and Back Cushions														3.75	68	OH	31
			Body														4.5	81	SH	17.5



Legs

- Standard: Powder Coat
(Specify Martin Bratrud Color)
- Premium: Polished Stainless Steel (**PSS**) or Satin Stainless, add \$90 and for Hand Rubbed Steel in Brushed Bronze (**BBZ**), Oiled Bronze (**OBZ**), Charcoal (**CS**) or Black (**BS**), add \$130

ADP QuickShip 15 Program (ADP)

GSA SIN 711-16	Cartoned Wt. (lbs.)	90
	Cartoned Vol. (cu.ft.)	24

Highlands 845-01PLN	Chairs		1651	1816	3750	4047	4351	2116	2266	2416	2566	2716	2866	3016	3166	3316	7.5	135	OW	31.5
			Multiple Upholstery																	
			Seat and Back Cushions														3.75	68	OH	31
			Body														4.5	81	SH	17.5



Legs

- Standard: Powder Coat
(Specify Martin Bratrud Color)
- Premium: Polished Stainless Steel (**PSS**) or Satin Stainless, add \$90 and for Hand Rubbed Steel in Brushed Bronze (**BBZ**), Oiled Bronze (**OBZ**), Charcoal (**CS**) or Black (**BS**), add \$130

ADP QuickShip 15 Program (ADP)

GSA SIN 711-16	Cartoned Wt. (lbs.)	90
	Cartoned Vol. (cu.ft.)	24

Highlands 845-02	Benches		1520	1672	2290	2399	2510	1691	1746	1801	1856	1911	1966	2021	2076	2131	2.75	50	OW	25
			Multiple Upholstery																	
			Seat Cushion																	
			Body																OH	17



Legs

- Standard: Powder Coat
(Specify Martin Bratrud Color)
- Premium: Polished Stainless Steel (**PSS**) or Satin Stainless, add \$90 and for Hand Rubbed Steel in Brushed Bronze (**BBZ**), Oiled Bronze (**OBZ**), Charcoal (**CS**) or Black (**BS**), add \$130

GSA SIN 711-16	Cartoned Wt. (lbs.)	55
	Cartoned Vol. (cu.ft.)	7

Highlands 845-02PLN	Benches		1296	1426	2066	2175	2286	1467	1522	1577	1632	1687	1742	1797	1852	1907	2.75	50	OW	25
			Multiple Upholstery																	
			Seat Cushion																	
			Body																OH	17



Legs

- Standard: Powder Coat
(Specify Martin Bratrud Color)
- Premium: Polished Stainless Steel (**PSS**) or Satin Stainless, add \$90 and for Hand Rubbed Steel in Brushed Bronze (**BBZ**), Oiled Bronze (**OBZ**), Charcoal (**CS**) or Black (**BS**), add \$130

GSA SIN 711-16	Cartoned Wt. (lbs.)	90
	Cartoned Vol. (cu.ft.)	7

Martin Bratrud Inc.

Style	COM	COL	MB Leather Grade			Fabric Grades									Fabric Yardage	Sq. Ft. Leather	Dimensions		
			A	B	C	1	2	3	4	5	6	7	8	9			OW	SH	
Highlands 845-57	Sofas	3654	4019	7153	7648	8154	4429	4679	4929	5179	5429	5679	5929	6179	6429	12.5	225	OW	57
	Arms	Multiple Upholstery																	
	Tufted Seat	Seat and Back Cushions																	
	Tufted Back	Body																	
		Legs																	



- Standard: Powder Coat
(Specify Martin Bratrud Color)
- Premium: Polished Stainless Steel (**PSS**) or Satin Stainless, add \$90 and for Hand Rubbed Steel in Brushed Bronze (**BBZ**), Oiled Bronze (**OBZ**), Charcoal (**CS**) or Black (**BS**), add \$130

ADP QuickShip 15 Program (ADP)

Cartoned Wt. (lbs.) 135
Cartoned Vol. (cu.ft.) 43

GSA SIN 711-16

Highlands 845-57PLN	Sofas	2644	2908	6143	6638	7144	3419	3669	3919	4169	4419	4669	4919	5169	5419	12.5	225	OW	57
	Arms	Multiple Upholstery																	
	Plain Cushions	Seat and Back Cushions																	
		Body																	
		Legs																	



- Standard: Powder Coat
(Specify Martin Bratrud Color)
- Premium: Polished Stainless Steel (**PSS**) or Satin Stainless, add \$90 and for Hand Rubbed Steel in Brushed Bronze (**BBZ**), Oiled Bronze (**OBZ**), Charcoal (**CS**) or Black (**BS**), add \$130

ADP QuickShip 15 Program (ADP)

Cartoned Wt. (lbs.) 135
Cartoned Vol. (cu.ft.) 43

GSA SIN 711-16

Highlands 845-82	Sofas	5100	5610	9438	10052	10680	6061	6371	6681	6991	7301	7611	7921	8231	8541	15.5	279	OW	82
	Arms	Multiple Upholstery																	
	Tufted Seat	Seat and Back Cushions																	
	Tufted Back	Body																	
		Legs																	



- Standard: Powder Coat
(Specify Martin Bratrud Color)
- Premium: Polished Stainless Steel (**PSS**) or Satin Stainless, add \$90 and for Hand Rubbed Steel in Brushed Bronze (**BBZ**), Oiled Bronze (**OBZ**), Charcoal (**CS**) or Black (**BS**), add \$130

ADP QuickShip 15 Program (ADP)

Cartoned Wt. (lbs.) 160
Cartoned Vol. (cu.ft.) 61

GSA SIN 711-16

Highlands 845-82PLN	Sofas	3647	4012	7985	8599	9227	4608	4918	5228	5538	5848	6158	6468	6778	7088	15.5	279	OW	82
	Arms	Multiple Upholstery																	
	Plain Cushion	Seat and Back Cushions																	
		Body																	
		Legs																	



- Standard: Powder Coat
(Specify Martin Bratrud Color)
- Premium: Polished Stainless Steel (**PSS**) or Satin Stainless, add \$90 and for Hand Rubbed Steel in Brushed Bronze (**BBZ**), Oiled Bronze (**OBZ**), Charcoal (**CS**) or Black (**BS**), add \$130

ADP QuickShip 15 Program (ADP)

Cartoned Wt. (lbs.) 160
Cartoned Vol. (cu.ft.) 61

GSA SIN 711-16

Style	COM	COL	MB Leather Grade			Fabric Grades									Fabric Yardage	Sq. Ft. Leather	Dimensions		
			A	B	C	1	2	3	4	5	6	7	8	9					
Highlands 845-50B	Benches Tufted Seat	2590	2849	4199	4427	4660	2947	3062	3177	3292	3407	3522	3637	3752	3867	5.75	104	OW	50
Multiple Upholstery																			
Seat Cushion																			



Legs

- Standard: Powder Coat
(Specify Martin Bratrud Color)
- Premium: Polished Stainless Steel (**PSS**) or Satin Stainless, add \$90 and for Hand Rubbed Steel in Brushed Bronze (**BBZ**), Oiled Bronze (**OBZ**), Charcoal (**CS**) or Black (**BS**), add \$130

GSA SIN 711-16	Cartoned Wt. (lbs.)	105
	Cartoned Vol. (cu.ft.)	14

Style	COM	COL	A	B	C	1	2	3	4	5	6	7	8	9	Fabric Yardage	Sq. Ft. Leather	Dimensions		
																			Highlands 845-50B-PLN
Multiple Upholstery																			
Seat Cushion																			
Body																			



Legs

- Standard: Powder Coat
(Specify Martin Bratrud Color)
- Premium: Polished Stainless Steel (**PSS**) or Satin Stainless, add \$90 and for Hand Rubbed Steel in Brushed Bronze (**BBZ**), Oiled Bronze (**OBZ**), Charcoal (**CS**) or Black (**BS**), add \$130

GSA SIN 711-16	Cartoned Wt. (lbs.)	105
	Cartoned Vol. (cu.ft.)	14

Highlands Details

Legs

Standard Powder Coat Finishes

[View Powder Coat - Metallics](#)

[View Powder Coat - Neutrals](#)

[View Powder Coat - Color](#)

Custom Powder Coat Finish produced upon receipt of a customer supplied RAL# and fee of \$285 Net, with a minimum order of 10 sets.

Premium Finishes

[View Stainless Steel Premiums](#)

[View Hand Rubbed Steel Premiums](#)

Hand rubbed steel finishes are lacquer sealed

Seating

Attached seat and back are offered in Tufted and Plain styles.

Style		COM COL		MB Leather Grade			Fabric Grades			MB Masquerade					Fabric Yardage	Sq. Ft. Leather	Dimensions		
		A	B	C	1	2	3	4	5	6	7	8	9						
Kinsale 707-01	Chairs	2093	2302	3283	3451	3623	2357	2442	2527	2612	2697	2782	2867	2952	3037	4.25	77	OW	29
		Multiple Upholstery																	
		Seat Cushion																	
		Body														1	18	OH	30.5
		Standard with Brushed Chrome (BC) legs.														3.5	63	SH	18
		Available in Powder Coat options, add \$40. See footer for color options.																	
		Available in optional wood legs (WL).																	
		Available in rectangular shape (R), add \$20.																	
		GSA SIN 711-16														Cartoned Wt. (lbs.)	60		
														Cartoned Vol. (cu.ft.)	20				
Kinsale 707-60	Sofas	3150	3465	5389	5706	6030	3646	3806	3966	4126	4286	4446	4606	4766	4926	8	144	OW	60
		Multiple Upholstery																	
		Seat Cushion																	
		Body														2.5	45	OH	30.5
		Standard with Brushed Chrome (BC) legs.														6	108	SH	17
		Available in Powder Coat options, add \$60. See footer for color options.																	
		Available in optional wood legs (WL).																	
		Available in rectangular shape (R), add \$20.																	
		GSA SIN 711-16														Cartoned Wt. (lbs.)	135		
														Cartoned Vol. (cu.ft.)	39				
Kinsale 707-72	Sofas	3661	4027	6180	6537	6901	4219	4399	4579	4759	4939	5119	5299	5479	5659	9	162	OW	72
		Multiple Upholstery																	
		Seat Cushion																	
		Body														3	54	OH	30.5
		Standard with Brushed Chrome (BC) legs.														6.75	122	SH	17
		Available in Powder Coat options, add \$60. See footer for color options.																	
		Available in optional wood legs (WL).																	
		Available in rectangular shape (R), add \$20.																	
		GSA SIN 711-16														Cartoned Wt. (lbs.)	160		
														Cartoned Vol. (cu.ft.)	44				



Martin Brattrud Inc.

Style	COM	COL	MB Leather Grade			Fabric Grades									Fabric Yardage	Sq. Ft. Leather	Dimensions		
			A	B	C	1	2	3	4	5	6	7	8	9					
Kinsale 707-02	Ottomans	1386	1525	2086	2185	2286	1541	1591	1641	1691	1741	1791	1841	1891	1941	2.5	45	OD	26
		Multiple Upholstery																	
		Seat Cushion																	
		Lower Band														1	18		
Standard with Brushed Chrome (BC) legs.																			
Available in Powder Coat options, add \$40. See footer for color options.																			
Available in wood legs (WL) .																			
Available in rectangular shape (R) , add \$20.																			
Cartoned Wt. (lbs.)																0			
Cartoned Vol. (cu.ft.)																9			
GSA SIN 711-16																			
Kinsale 707-58BR	Benches Race Track Shape	2206	2427	3606	3804	4006	2516	2616	2716	2816	2916	3016	3116	3216	3316	5	90	OW	58
		Multiple Upholstery																	
		Seat Cushion																	
		Lower Band														2.5	45	OH	17
Standard with Brushed Chrome (BC) legs.																			
Available in Powder Coat options, add \$60. See footer for color options.																			
Available in wood legs (WL) .																			
Available in rectangular shape (R) , add \$20.																			
Cartoned Wt. (lbs.)																55			
Cartoned Vol. (cu.ft.)																20			
GSA SIN 711-16																			



KINSALE OPTIONS

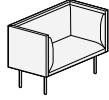
Legs

Powder Coat Options

Powder Coat Bronze (BRZ)	Powder Coat Carbon (CBN)
Powder Coat Daffodil (DFD)	Powder Coat Lead (LD)
Powder Coat Poppy (PP)	Powder Coat Silver (SIL)
Powder Coat Sugar (SGR)	Custom - Contact Factory

Custom Powder Coat minimum order \$450 LIST and 10 chairs or tables.
Contact factory or your representative for more information.

Style	COM	COL	MB Leather Grade			Fabric Grades									Fabric Yardage	Sq. Ft. Leather	Dimensions		
			A	B	C	1	2	3	4	5	6	7	8	9					
K-2 943-48			2498	2748	4177	4415	4658	2870	2990	3110	3230	3350	3470	3590	3710	3830	6	108	OW 48



This style may be altered to meet spatial needs. Contact factory.



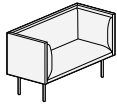
Metal Legs

- Standard: Polished Stainless (PSS)
- No Charge Option: Satin Stainless (SSS)
- Premium: Powder Coat, add \$40
(Specify Martin Bratrud finish or color)

ADP QuickShip 15 Program (ADP)

GSA SIN NOC

K-2 943-60			2645	2910	4884	5201	5525	3141	3301	3461	3621	3781	3941	4101	4261	4421	8	144	OW 60
Multiple Upholstery																			OD 27
Lumbar/Back (C) Cushion																	2.5	45	OH 36
Body (A) and Seat (B) Cushions																	4.25	77	SH 19
																			AH 37
																			SD 21



This style may be altered to meet spatial needs. Contact factory.



Metal Legs

- Standard: Polished Stainless (PSS)
- No Charge Option: Satin Stainless (SSS)
- Premium: Powder Coat, add \$40
(Specify Martin Bratrud finish or color)

ADP QuickShip 15 Program (ADP)

Cartoned Wt. (lbs.) 175
Cartoned Vol. (cu.ft.) 42

GSA SIN NOC

K-2 943-48B			1912	2103	2612	2711	2812	2067	2117	2167	2217	2267	2317	2367	2417	2467	2.5	45	OW 48
Multiple Upholstery																			OD 24
Seat (B)																	2.25	41	OH 19



This style may be altered to meet spatial needs. Contact factory.

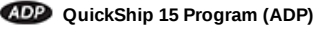
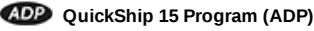
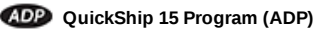


Metal Legs

- Standard: Polished Stainless (PSS)
- No Charge Option: Satin Stainless (SSS)
- Premium: Powder Coat, add \$40
(Specify Martin Bratrud finish or color)

ADP QuickShip 15 Program (ADP)

GSA SIN NOC

Style		MB Leather Grade			Fabric Grades			MB Masquerade									Fabric Yardage	Sq. Ft. Leather	Dimensions		
		COM	COL	A	B	C	1	2	3	4	5	6	7	8	9						
Kurve 480-01	Chairs High Back Swivel	3387	3726	4926	5144	5367	3728	3838	3948	4058	4168	4278	4388	4498	4608	5.5	99	OW	33		
																			OD	34	
																				OH	39.5
																				SH	17
																				AH	24.5
																				SD	20.5
																				WBA	24
																				Steel Swivel Base • Standard: Polished Stainless Steel (PSS). • No Charge Option: Satin Stainless Steel (SSS). • Premium Hand Rubbed Brushed Bronze (BBZ), Oiled Bronze (BBZ), Charcoal (CS), or Black (BS), add \$190 • Powder Coat Option: deduct \$40 (Specify Martin Bratrud color)	
																				Fabric and Leather Require approval	
																					
															Cartoned Wt. (lbs.)		90				
															Cartoned Vol. (cu.ft.)		31				
GSA SIN NOC																					
Kurve 480-04	Chairs Low Back Swivel	3093	3402	4493	4691	4893	3403	3503	3603	3703	3803	3903	4003	4103	4203	5	90	OW	30		
																			OD	30	
																				OH	33
																				SH	17
																				AH	23.5
																				SD	20.5
																				WBA	24
																				Steel Swivel Base • Standard: Polished Stainless Steel (PSS). • No Charge Option: Satin Stainless Steel (SSS). • Premium Hand Rubbed Brushed Bronze (BBZ), Oiled Bronze (BBZ), Charcoal (CS), or Black (BS), add \$190 • Powder Coat Option: deduct \$40 (Specify Martin Bratrud color)	
																				Fabric and Leather Require approval	
																					
															Cartoned Wt. (lbs.)		60				
															Cartoned Vol. (cu.ft.)		31				
GSA SIN NOC																					
Kurve 480-03	Chairs High Winged Back Swivel	3496	3846	5105	5333	5566	3853	3968	4083	4198	4313	4428	4543	4658	4773	5.75	104	OW	33		
																			OD	34	
																				OH	39.5
																				SH	17
																				AH	24.5
																				SD	20.5
																				WBA	24
																				Steel Swivel Base • Standard: Polished Stainless Steel (PSS). • No Charge Option: Satin Stainless Steel (SSS). • Premium Hand Rubbed Brushed Bronze (BBZ), Oiled Bronze (BBZ), Charcoal (CS), or Black (BS), add \$190 • Powder Coat Option: deduct \$40 (Specify Martin Bratrud color)	
																				Fabric and Leather Require approval	
																					
															Cartoned Wt. (lbs.)		95				
															Cartoned Vol. (cu.ft.)		31				
GSA SIN NOC																					



Style	COM COL		MB Leather Grade			Fabric Grades				MB Masquerade					Fabric Yardage	Sq. Ft. Leather	Dimensions
	0	0	A	B	C	1	2	3	4	5	6	7	8	9			
GSA SIN NOC	0	0	0	0	0	0	0	0	0	0	0	0	0	0	0	0	
GSA SIN NOC	0	0	0	0	0	0	0	0	0	0	0	0	0	0	0	0	

KURVE DETAILS

Steel Base

Base Swivels in lounge chair styles
 Standard: Polished Stainless Steel (**PSS**).
 No Charge Option: Satin Stainless Steel (**SSS**).
[View Stainless Steel Standards](#)
 Premium Hand Rubbed Brushed Bronze (**BBZ**), Oiled Bronze (**BBZ**),
 Charcoal (**CS**), or Black (**BS**)
[View Hand Rubbed Steel Premiums](#)
 Hand rubbed steel finishes are lacquer sealed.
 Powder Coat Option: Specify Martin Brattrud color
[View Powder Coat - Metallics](#)
[View Powder Coat - Neutrals](#)
[View Powder Coat - Color](#)
 Custom Powder Coat Finish produced upon receipt of a customer supplied RAL# and
 fee of \$285 Net, with a minimum order of 10.

Chair Upholstery

Fabric and leather require approval.


Table Top

Standard: Solid Ash
 Premium: Solid Walnut
 (Specify Standard Martin Brattrud Wood Finish)
 Custom Wood Finish produced upon receipt of a customer's approved sample
 match and fee of \$150 Net for each unique finish per order.
 Glass Standard: Sapphire Clear Sandblasted Bottom, .5" thick
 Corian® Standard: Glacier White (**GW**), .5" thick
 Corian® Premium: Concrete (**CNT**) or Carbon (**CCT**), .5" thick
 Stone Standard: Black Granite (**BG**) or Carrara Marble (**CM**), .75" thick


Martin Brattrud Inc.

Style		COM	COL	MB Leather Grade			Fabric Grades			MB Masquerade	4	5	6	7	8	9	Fabric Yardage	Sq. Ft. Leather	Dimensions		
				A	B	C	1	2	3										OW	SH	
La Moya 966-01	Chairs Armless	1826	2009	2806	2944	3086	2043	2113	2183	2253	2323	2393	2463	2533	2603	3.5	63	OW	28		
		This style may be altered to meet spatial needs. Contact factory.																	OD	30.5	
																				OH	32
																				SH	18.5
																				Metal Legs Standard: Polished Chrome (PC) Premium Option: Powder Coat, add \$40 (Specify Martin Brattrud color)	
															Cartoned Wt. (lbs.)		72				
GSA SIN 711-16															Cartoned Vol. (cu.ft.)		19				
La Moya 966-03	Chairs Arms	2011	2212	3550	3768	3991	2352	2462	2572	2682	2792	2902	3012	3122	3232	5.5	99	OW	31		
		This style may be altered to meet spatial needs. Contact factory.																	OD	30.5	
																				OH	32
																				Metal Legs Standard: Polished Chrome (PC) Premium Option: Powder Coat, add \$40 (Specify Martin Brattrud color)	
															Cartoned Wt. (lbs.)		80				
GSA SIN 711-16															Cartoned Vol. (cu.ft.)		19				
La Moya 966-58ML	Sofas Arms	3296	3626	5255	5533	5816	3730	3870	4010	4150	4290	4430	4570	4710	4850	7	126	OW	58		
		This style may be altered to meet spatial needs. Contact factory.																	OD	30.5	
																				OH	32
																				SH	18.5
																				AH	25
																				Metal Legs Standard: Polished Chrome (PC) Premium Option: Powder Coat, add \$40 (Specify Martin Brattrud color)	
															Cartoned Wt. (lbs.)		160				
GSA SIN 711-16															Cartoned Vol. (cu.ft.)		38				
La Moya 966-84ML	Sofas Arms	4225	4648	4225	4225	4225	4225	4225	4225	4225	4225	4225	4225	4225	4225		0	OW	58		
		This style may be altered to meet spatial needs. Contact factory.																	OD	30.5	
																				OH	32
																				SH	18.5
																				AH	25
																				Metal Legs Standard: Polished Chrome (PC) Premium Option: Powder Coat, add \$40 (Specify Martin Brattrud color)	
															Cartoned Wt. (lbs.)		160				
GSA SIN 711-16															Cartoned Vol. (cu.ft.)		39				


Martin Bratrud Inc.

Style	COM	COL	MB Leather Grade			Fabric Grades									MB Masquerade	Fabric Yardage	Sq. Ft. Leather	Dimensions	
			A	B	C	1	2	3	4	5	6	7	8	9					
Links 290-01	Chairs Full Narrow Arms	2564	2820	4523	4801	5084	2998	3138	3278	3418	3558	3698	3838	3978	4118	7	126	OW 36.5 OD 34 OH 30.5 SH 16.5 AH 24.5 SD 22 WBA 31.5	
 <p>Wood Legs with Leveling Glides</p> <ul style="list-style-type: none"> Standard: Solid Rift Cut Oak No charge option: Solid Ash <p>(Specify Martin Bratrud Finish)</p>																			
															Cartoned Wt. (lbs.)	96			
GSA SIN 711-16															Cartoned Vol. (cu.ft.)	27			
<hr/> 0 0 0 0 0 0 0 0 0 0 0 0 0 0 0 0 0																			









GSA SIN 711-16




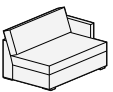
Links 290-03	Chairs RAF Narrow Arm	2373	2610	4122	4370	4623	2761	2886	3011	3136	3261	3386	3511	3636	3761	6.25	113	OW 34 OD 34 OH 30.5 SH 16.5 AH 24.5 SD 22
 <p>For LAF Full Narrow Arm specify 290-04</p> <p>Wood Legs with Leveling Glides</p> <ul style="list-style-type: none"> Standard: Solid Rift Cut Oak No charge option: Solid Ash <p>(Specify Martin Bratrud Finish)</p>																		
															Cartoned Wt. (lbs.)	83		
GSA SIN 711-16															Cartoned Vol. (cu.ft.)	27		

GSA SIN 711-16

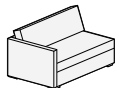
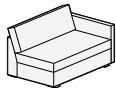
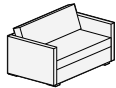
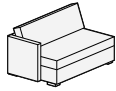
Links 290-04	Chairs LAF Narrow Full Arm	2371	2608	4120	4368	4621	2759	2884	3009	3134	3259	3384	3509	3634	3759	6.25	113	OW 34 OD 34 OH 30.5 SH 16.5 AH 24.5 SD 22
 <p>For RAF Full Narrow Arm specify 290-03</p> <p>Wood Legs with Leveling Glides</p> <ul style="list-style-type: none"> Standard: Solid Rift Cut Oak No charge option: Solid Ash <p>(Specify Martin Bratrud Finish)</p>																		
															Cartoned Wt. (lbs.)	83		
GSA SIN 711-16															Cartoned Vol. (cu.ft.)	27		

GSA SIN 711-16

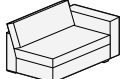

Style	COM	COL	MB Leather Grade			Fabric Grades			MB Masquerade							Fabric Yardage	Sq. Ft. Leather	Dimensions	
			A	B	C	1	2	3	4	5	6	7	8	9					
Links 290-05	Chairs Armless	2180	2398	3649	3857	4070	2506	2611	2716	2821	2926	3031	3136	3241	3346	5.25	95	OW	31.5
 <p>Wood Legs with Leveling Glides</p> <ul style="list-style-type: none"> Standard: Solid Rift Cut Oak No charge option: Solid Ash (Specify Martin Bratrud Finish)																	OD	34	
																	OH	30.5	
															SH	16.5			
															SD	22			
															GSA SIN 711-16				
													Cartoned Vol. (cu.ft.)	27					
Links 290-06	Chairs Corner	2729	3002	4758	5045	5339	3179	3324	3469	3614	3759	3904	4049	4194	4339	7.25	131	OW	34
 <p>Wood Legs with Leveling Glides</p> <ul style="list-style-type: none"> Standard: Solid Rift Cut Oak No charge option: Solid Ash (Specify Martin Bratrud Finish)																	OD	34	
																	OH	30.5	
															SH	16.5			
															SD	22			
															GSA SIN 711-16				
													Cartoned Vol. (cu.ft.)	27					
Links 290-07	Chairs 1/2 Narrow Arms	2508	2759	4257	4505	4758	2896	3021	3146	3271	3396	3521	3646	3771	3896	6.25	113	OW	36.5
 <p>Wood Legs with Leveling Glides</p> <ul style="list-style-type: none"> Standard: Solid Rift Cut Oak No charge option: Solid Ash (Specify Martin Bratrud Finish)																	OD	34	
																	OH	30.5	
															SH	16.5			
															AH	24.5			
															SD	22			
WBA	31.5																		
GSA SIN 711-16													Cartoned Wt. (lbs.)	88					
													Cartoned Vol. (cu.ft.)	27					
Links 290-08	Chairs RAF Narrow Arm	2346	2581	4025	4263	4506	2718	2838	2958	3078	3198	3318	3438	3558	3678	6	108	OW	34
 <p>For LAF 1/2 Narrow Arm specify 290-09</p> <p>Wood Legs with Leveling Glides</p> <ul style="list-style-type: none"> Standard: Solid Rift Cut Oak No charge option: Solid Ash (Specify Martin Bratrud Finish)																	OD	34	
																	OH	30.5	
															SH	16.5			
															AH	24.5			
															SD	22			
GSA SIN 711-16													Cartoned Wt. (lbs.)	79					
													Cartoned Vol. (cu.ft.)	27					

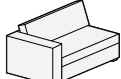

Style	COM	COL	MB Leather Grade			Fabric Grades			MB Masquerade							Fabric Yardage	Sq. Ft. Leather	Dimensions	
			A	B	C	1	2	3	4	5	6	7	8	9					
Links 290-09	Chairs LAF Narrow 1/2 Arm	2345	2580	4024	4262	4505	2717	2837	2957	3077	3197	3317	3437	3557	3677	6	108	OW	34
<p>For RAF 1/2 Narrow Arm specify 290-08</p> <p>Wood Legs with Leveling Glides</p> <ul style="list-style-type: none"> • Standard: Solid Rift Cut Oak • No charge option: Solid Ash (Specify Martin Bratrud Finish) 																			
																			
<p>Cartoned Wt. (lbs.) 79</p> <p>Cartoned Vol. (cu.ft.) 27</p>																			
Links 290-10	Chairs RAF Wide Arm	2480	2728	4229	4477	4730	2868	2993	3118	3243	3368	3493	3618	3743	3868	6.25	113	OW	40.5
<p>For LAF Wide Arm specify 290-11</p> <p>Wood Legs with Leveling Glides</p> <ul style="list-style-type: none"> • Standard: Solid Rift Cut Oak • No charge option: Solid Ash (Specify Martin Bratrud Finish) 																			
																			
<p>Cartoned Wt. (lbs.) 107</p> <p>Cartoned Vol. (cu.ft.) 31</p>																			
Links 290-11	Chairs LAF Wide Arm	2479	2727	4228	4476	4729	2867	2992	3117	3242	3367	3492	3617	3742	3867	6.25	113	OW	40.5
<p>For RAF Wide Arm specify 290-10</p> <p>Wood Legs with Leveling Glides</p> <ul style="list-style-type: none"> • Standard: Solid Rift Cut Oak • No charge option: Solid Ash (Specify Martin Bratrud Finish) 																			
																			
<p>Cartoned Wt. (lbs.) 107</p> <p>Cartoned Vol. (cu.ft.) 31</p>																			
Links 290-51	Sofas RAF Narrow Arm	3350	3685	5589	5906	6230	3846	4006	4166	4326	4486	4646	4806	4966	5126	8	144	OW	51
<p>For LAF 1/2 Narrow Arm specify 290-52</p> <p>Wood Legs with Leveling Glides</p> <ul style="list-style-type: none"> • Standard: Solid Rift Cut Oak • No charge option: Solid Ash (Specify Martin Bratrud Finish) 																			
																			
<p>Cartoned Wt. (lbs.) 139</p> <p>Cartoned Vol. (cu.ft.) 39</p>																			

Style	Sofas	COM COL		MB Leather Grade			Fabric Grades			MB Masquerade					Fabric Yardage	Sq. Ft. Leather	Dimensions	
		A	B	C	1	2	3	4	5	6	7	8	9	OW			SH	
Links 290-52	LAF Narrow 1/2 Arm	3349	3684	5588	5905	6229	3845	4005	4165	4325	4485	4645	4805	4965	5125	8	144	OW 51 OD 34 OH 30.5 SH 16.5 AH 24.5 SD 22
																Cartoned Wt. (lbs.) 139		
																Cartoned Vol. (cu.ft.) 39		
																GSA SIN 711-16		
																Cartoned Wt. (lbs.) 139		
																Cartoned Vol. (cu.ft.) 39		
Links 290-53	Full Narrow Arms	3569	3926	6088	6445	6809	4127	4307	4487	4667	4847	5027	5207	5387	5567	9	162	OW 53.5 OD 34 OH 30.5 SH 16.5 AH 24.5 SD 22 WBA 48.5
																Cartoned Wt. (lbs.) 156		
																Cartoned Vol. (cu.ft.) 40		
																GSA SIN 711-16		
																Cartoned Wt. (lbs.) 156		
																Cartoned Vol. (cu.ft.) 40		
Links 290-54	RAF Narrow Arm	3379	3717	5618	5935	6259	3875	4035	4195	4355	4515	4675	4835	4995	5155	8	144	OW 51 OD 34 OH 30.5 SH 16.5 AH 24.5 SD 22
																Cartoned Wt. (lbs.) 143		
																Cartoned Vol. (cu.ft.) 40		
																GSA SIN 711-16		
																Cartoned Wt. (lbs.) 143		
																Cartoned Vol. (cu.ft.) 40		
Links 290-55	LAF Narrow Full Arm	3378	3716	5617	5934	6258	3874	4034	4194	4354	4514	4674	4834	4994	5154	8	144	OW 51 OD 34 OH 30.5 SH 16.5 AH 24.5 SD 22
																Cartoned Wt. (lbs.) 143		
																Cartoned Vol. (cu.ft.) 40		
																GSA SIN 711-16		
																Cartoned Wt. (lbs.) 143		
																Cartoned Vol. (cu.ft.) 40		



Martin Bratrud Inc.

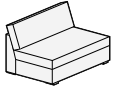

Style	Sofas	MB Leather Grade			Fabric Grades									MB Masquerade	Fabric Yardage	Sq. Ft. Leather	Dimensions		
		COM	COL	A	B	C	1	2	3	4	5	6	7				8	9	OW
Links 290-57	RAF Wide Arm	3489	3838	5868	6205	6549	4016	4186	4356	4526	4696	4866	5036	5206	5376	8.5	153	OW	57.5
<p>For LAF Wide Full Arm specify 290-58</p> <p>Wood Legs with Leveling Glides</p> <ul style="list-style-type: none"> • Standard: Solid Rift Cut Oak • No charge option: Solid Ash (Specify Martin Bratrud Finish) 																			
																			
																			
<p>Cartoned Wt. (lbs.) 167</p> <p>Cartoned Vol. (cu.ft.) 42</p>																			

Style	Sofas	MB Leather Grade			Fabric Grades									MB Masquerade	Fabric Yardage	Sq. Ft. Leather	Dimensions		
		COM	COL	A	B	C	1	2	3	4	5	6	7				8	9	OW
Links 290-58	LAF Wide Full Arm	3488	3837	5867	6204	6548	4015	4185	4355	4525	4695	4865	5035	5205	5375	8.5	153	OW	57.5
<p>For RAF Wide Full Arm specify 290-57</p> <p>Wood Legs with Leveling Glides</p> <ul style="list-style-type: none"> • Standard: Solid Rift Cut Oak • No charge option: Solid Ash (Specify Martin Bratrud Finish) 																			
																			
																			
<p>Cartoned Wt. (lbs.) 167</p> <p>Cartoned Vol. (cu.ft.) 42</p>																			

GSA SIN 711-16

Cartoned Wt. (lbs.) 167

Cartoned Vol. (cu.ft.) 42

Style	COM	COL	MB Leather Grade			Fabric Grades									Fabric Yardage	Sq. Ft. Leather	Dimensions	
			A	B	C	1	2	3	4	5	6	7	8	9			OW	OD
Links 290-48	3186	3505	5145	5423	5706	3620	3760	3900	4040	4180	4320	4460	4600	4740	7	126	OW	48.5
																	OD	34
																	OH	30.5
																	SH	16.5
																	SD	22
 <p>Wood Legs with Leveling Glides</p> <ul style="list-style-type: none"> • Standard: Solid Rift Cut Oak • No charge option: Solid Ash <p>(Specify Martin Bratrud Finish)</p> 																		
GSA SIN 711-16															Cartoned Wt. (lbs.)	130		
GSA SIN 711-16															Cartoned Vol. (cu.ft.)	40		
															0	0	0	0

GSA SIN 711-16

Links Details

Designed for Modular / Component Application

Legs

Wood Standard: Solid Rift Cut White Oak with leveling glides
 Wood no charge option: Solid Ash with leveling glides
 (Specify from Martin Bratrud Oak or Ash Finishes)
 Custom Wood Finish produced upon receipt of a customer's approved sample match and fee of \$150 Net for each unique finish per order.

Cushions

Standard Seat and Back Cushions Attached
 No charge option: Back Cushion Loose

Table Base / no legs

Wood Standard: Rift Cut White Oak
 Wood no charge option: Ash
 (Specify from Martin Bratrud Oak or Ash Finishes)

Table Tops

Standard: Rift Cut White Oak Veneer
 Premium: Ash Veneer
 (Wood Finish matching specification for Table Base)
 Glass Standard: Starphire Clear Sandblasted Bottom, .5" thick
 Glass No Charge Option: Starphire Clear Glass, .5" thick
 Corian® Standard: Glacier White (GW), .5" thick
 Corian® Premium: Concrete (CNT) or Carbon (CCT), .5" thick
 Stone Standard: Black Granite (BG) or Carrara Marble (CM), .75" thick

Metal Fin

Table fin standard: Brushed Aluminum
 No charge option: Wood

Style	COM	COL	MB Leather Grade			Fabric Grades			MB Masquerade							Fabric Yardage	Sq. Ft. Leather	Dimensions	
			A	B	C	1	2	3	4	5	6	7	8	9					
Maitias 1025-01	Chairs	1761	1937	2461	2560	2661	1916	1966	2016	2066	2116	2166	2216	2266	2316	2.5	45	OW	23.5
	Swivel Base																	OD	24
																		OH	29
																		SH	18
																		SD	19



Metal 4 Prong Swivel Base

- Standard: Powder Coat
 - Premium: Hand Rubbed Finish: Brushed Bronze (**BBZ**), Oiled Bronze (**BBZ**), Charcoal (**CS**), or Black (**BS**), add \$190
- (Specify Martin Bratrud finish or color)

GSA SIN 711-16 Cartoned Wt. (lbs.) 55
Cartoned Vol. (cu.ft.) 13

Maitias 1025-03	Side Chairs	1169	1286	1589	1648	1709	1262	1292	1322	1352	1382	1412	1442	1472	1502	1.5	27	OW	20
	Side Chair																	OD	21.5
																		OH	33.5
																		SH	19
																		SD	18



Metal Sled Base

- Standard: Powder Coat
 - Premium: Hand Rubbed Finish: Brushed Bronze (**BBZ**), Oiled Bronze (**BBZ**), Charcoal (**CS**), or Black (**BS**), add \$170
- (Specify Martin Bratrud finish or color)

ADP QuickShip 15 Program (ADP)

GSA SIN 711-16 Cartoned Wt. (lbs.) 45
Cartoned Vol. (cu.ft.) 10

Maitias 1025-10	Bar Stools	1199	1319	1619	1678	1739	1292	1322	1352	1382	1412	1442	1472	1502	1532	1.5	27	OW	19
	Bar Height																	OD	21.5
																		OH	41
																		SH	30
																		SD	18



Metal Sled Base

- Standard: Powder Coat
 - Premium: Hand Rubbed Finish: Brushed Bronze (**BBZ**), Oiled Bronze (**BBZ**), Charcoal (**CS**), or Black (**BS**), add \$190
- (Specify Martin Bratrud finish or color)

ADP QuickShip 15 Program (ADP)

GSA SIN 711-16 Cartoned Wt. (lbs.) 40
Cartoned Vol. (cu.ft.) 14

Maitias 1025-10C	Stools	1136	1250	1556	1615	1676	1229	1259	1289	1319	1349	1379	1409	1439	1469	1.5	27	OW	19
	Counter Height																	OD	21.5
																		OH	36
																		SH	25.5
																		SD	18



Metal Sled Base

- Standard: Powder Coat
 - Premium: Hand Rubbed Finish: Brushed Bronze (**BBZ**), Oiled Bronze (**BBZ**), Charcoal (**CS**), or Black (**BS**), add \$190
- (Specify Martin Bratrud finish or color)

ADP QuickShip 15 Program (ADP)

GSA SIN 711-16 Cartoned Wt. (lbs.) 40
Cartoned Vol. (cu.ft.) 12

Maitias Details

Metal Bases - 4 Prong and Sled

Standard Finish: Powder Coat
(Specify standard Martin Bratrud finish or color)
Standard Powder Coat Finishes
[View Powder Coat - Metallics](#)
[View Powder Coat - Neutrals](#)
[View Powder Coat - Color](#)
Custom Powder Coat Finish produced upon receipt of a customer supplied RAL# and fee of \$285 Net, with a minimum order of 10.

Wood Base

Wood Standard: Solid Ash
Wood No Charge Option: Solid Maple
[View Ash Wood Standard Finishes](#)
[View Maple Wood Standard Finishes](#)
Custom Wood Finish produced upon receipt of a customer's approved sample match and fee of \$150 Net for each unique finish per order.

Metal Stretchers

See Metal Bases

Style	COM	COL	MB Leather Grade			Fabric Grades									Fabric Yardage	Sq. Ft. Leather	Dimensions			
			A	B	C	1	2	3	4	5	6	7	8	9						
McKeldin 1045-04			1496	1646	1846	1895	1946	1574	1599	1624	1649	1674	1699	1724	1749	1774	1.25	23	OW	22.5



Wood Base & Arms

- Standard: Ash
- No Charge Option: Maple
- Premium: Walnut, add \$323

(Specify Martin Bratrud Standard Finish)

ADP QuickShip 15 Program (ADP)

GSA SIN NOC																					Cartoned Wt. (lbs.)	42	
																						Cartoned Vol. (cu.ft.)	14

McKeldin 1045-03			1389	1528	1739	1788	1839	1467	1492	1517	1542	1567	1592	1617	1642	1667	1.25	23	OW	20.5
----------------------------	--	--	-------------	-------------	-------------	-------------	-------------	-------------	-------------	-------------	-------------	-------------	-------------	-------------	-------------	-------------	------	----	----	------



Wood Base

- Standard: Ash
- No Charge Option: Maple
- Premium: Walnut, add \$273

(Specify Martin Bratrud Standard Finish)

Metal Stretchers - Two

- Standard: Powder Coat (Specify Martin Bratrud Color)
- Premium: Polished Stainless Steel (**PSS**), Satin Stainless Steel (**SSS**), Hand Rubbed Steel in Brushed Bronze (**BBZ**), Oiled Bronze (**OBZ**), Charcoal (**CS**) or Black (**BS**), add \$61

ADP QuickShip 15 Program (ADP)

GSA SIN NOC																						Cartoned Wt. (lbs.)	40
																						Cartoned Vol. (cu.ft.)	13

Style	COM	COL	MB Leather Grade			Fabric Grades									Fabric Yardage	Sq. Ft. Leather	Dimensions		
			A	B	C	1	2	3	4	5	6	7	8	9					
McKeldin 1045-10			1183	1301	1463	1503	1543	1245	1265	1285	1305	1325	1345	1365	1385	1405	1	18	OW 18



Wood Base

- Standard: Ash
- No Charge Option: Maple
- Premium: Walnut, add \$273

(Specify Martin Bratrud Standard Finish)

Metal Stretchers

- Standard: Powder Coat (Specify Martin Bratrud Color)
- Premium: Polished Stainless Steel (**PSS**), Satin Stainless Steel (**SSS**), Hand Rubbed Steel in Brushed Bronze (**BBZ**), Oiled Bronze (**OBZ**), Charcoal (**CS**) or Black (**BS**), add \$98

ADP QuickShip 15 Program (ADP)

GSA SIN NOC

Cartoned Wt. (lbs.) 28
Cartoned Vol. (cu.ft.) 13

McKeldin 1045-10SLB			1209	1330	1419	1449	1479	1256	1271	1286	1301	1316	1331	1346	1361	1376	.75	14	OW 18
-------------------------------	--	--	-------------	-------------	-------------	-------------	-------------	-------------	-------------	-------------	-------------	-------------	-------------	-------------	-------------	-------------	-----	----	-------



Wood Base

- Standard: Ash
- No Charge Option: Maple
- Premium: Walnut, add \$273

(Specify Martin Bratrud Standard Finish)

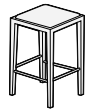
Metal Stretchers

- Standard: Powder Coat (Specify Martin Bratrud Color)
- Premium: Polished Stainless Steel (**PSS**), Satin Stainless Steel (**SSS**), Hand Rubbed Steel in Brushed Bronze (**BBZ**), Oiled Bronze (**OBZ**), Charcoal (**CS**) or Black (**BS**), add \$98

GSA SIN NOC

Cartoned Wt. (lbs.) 28
Cartoned Vol. (cu.ft.) 13

McKeldin 1045-11			1026	1129	1236	1266	1296	1073	1088	1103	1118	1133	1148	1163	1178	1193	.75	14	OW 18
----------------------------	--	--	-------------	-------------	-------------	-------------	-------------	-------------	-------------	-------------	-------------	-------------	-------------	-------------	-------------	-------------	-----	----	-------



Wood Base

- Standard: Ash
- No Charge Option: Maple
- Premium: Walnut, add \$257

(Specify Martin Bratrud Standard Finish)

Metal Stretchers

- Standard: Powder Coat (Specify Martin Bratrud Color)
- Premium: Polished Stainless Steel (**PSS**), Satin Stainless Steel (**SSS**), Hand Rubbed Steel in Brushed Bronze (**BBZ**), Oiled Bronze (**OBZ**), Charcoal (**CS**) or Black (**BS**), add \$98

ADP QuickShip 15 Program (ADP)

GSA SIN NOC

Cartoned Wt. (lbs.) 25
Cartoned Vol. (cu.ft.) 9

Martin Bratrud Inc.

Style	COM	COL	MB Leather Grade			Fabric Grades			MB Masquerade							Fabric Yardage	Sq. Ft. Leather	Dimensions	
			A	B	C	1	2	3	4	5	6	7	8	9					
McKeldin 1045-10C	1173	1290	1453	1493	1533	1235	1255	1275	1295	1315	1335	1355	1375	1395	1	18	OW	18	



Stools
Counter Height

Wood Base

- Standard: Ash
- No Charge Option: Maple
- Premium: Walnut, add \$273

(Specify Martin Bratrud Standard Finish)

Metal Stretchers

- Standard: Powder Coat (Specify Martin Bratrud Color)
- Premium: Polished Stainless Steel (**PSS**), Satin Stainless Steel (**SSS**), Hand Rubbed Steel in Brushed Bronze (**BBZ**), Oiled Bronze (**OBZ**), Charcoal (**CS**) or Black (**BS**), add \$98

ADP QuickShip 15 Program (ADP)

GSA SIN NOC

Cartoned Wt. (lbs.) 28
Cartoned Vol. (cu.ft.) 12

McKeldin 1045-10C-SLB	1199	1319	1409	1439	1469	1246	1261	1276	1291	1306	1321	1336	1351	1366	.75	14	OW	18
---------------------------------	-------------	-------------	-------------	-------------	-------------	-------------	-------------	-------------	-------------	-------------	-------------	-------------	-------------	-------------	-----	----	----	----



Stools
Counter Height
Slat Back

Wood Base

- Standard: Ash
- No Charge Option: Maple
- Premium: Walnut, add \$273

(Specify Martin Bratrud Standard Finish)

Metal Stretchers

- Standard: Powder Coat (Specify Martin Bratrud Color)
- Premium: Polished Stainless Steel (**PSS**), Satin Stainless Steel (**SSS**), Hand Rubbed Steel in Brushed Bronze (**BBZ**), Oiled Bronze (**OBZ**), Charcoal (**CS**) or Black (**BS**), add \$98

ADP QuickShip 15 Program (ADP)

GSA SIN NOC

Cartoned Wt. (lbs.) 28
Cartoned Vol. (cu.ft.) 12

McKeldin 1045-11C	1014	1115	1224	1254	1284	1061	1076	1091	1106	1121	1136	1151	1166	1181	.75	14	OW	18
-----------------------------	-------------	-------------	-------------	-------------	-------------	-------------	-------------	-------------	-------------	-------------	-------------	-------------	-------------	-------------	-----	----	----	----



Stools
Counter Height
Backless

Wood Base

- Standard: Ash
- No Charge Option: Maple
- Premium: Walnut, add \$257

(Specify Martin Bratrud Standard Finish)

Metal Stretchers

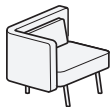
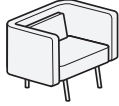
- Standard: Powder Coat (Specify Martin Bratrud Color)
- Premium: Polished Stainless Steel (**PSS**), Satin Stainless Steel (**SSS**), Hand Rubbed Steel in Brushed Bronze (**BBZ**), Oiled Bronze (**OBZ**), Charcoal (**CS**) or Black (**BS**), add \$98

ADP QuickShip 15 Program (ADP)

GSA SIN NOC

Cartoned Wt. (lbs.) 25
Cartoned Vol. (cu.ft.) 7

Style	COM	COL	MB Leather Grade			Fabric Grades			MB Masquerade							Fabric Yardage	Sq. Ft. Leather	Dimensions	
			A	B	C	1	2	3	4	5	6	7	8	9					
Medinah 1924-28	Low Back Chair Full Arms	2096	2306	4125	4412	4706	2546	2691	2836	2981	3126	3271	3416	3561	3706	7.25	131	OW	42
		Multiple Upholstery																OD	28
Body, Seat Cushion															7	126	OH	33	
Lumbar Cushion														1.5	27	SH	17.5		
																AH	33		
																SD	20		
																WBA	34		
Steel Base																			
<ul style="list-style-type: none"> Standard: Powder Coat (Specify Martin Bratrud Color) Premium: Polished Stainless Steel (PSS), or Satin Stainless Steel (SSS), add \$375; and Hand Rubbed Steel in Brushed Bronze (BBZ), Oiled Bronze (OBZ), Charcoal (CS) or Black (BS), add \$275 																			
ADP QuickShip 15 Program (ADP)																			
														Cartoned Wt. (lbs.)	150				
GSA SIN 711-16														Cartoned Vol. (cu.ft.)	29				
Medinah 1924-27	Low Back Chair 1/2 Arms	1987	2186	3456	3664	3877	2313	2418	2523	2628	2733	2838	2943	3048	3153	5.25	95	OW	42
		Multiple Upholstery																OD	28
Body, Seat Cushion															5	90	OH	33	
Lumbar Cushion														1.5	27	SH	17.5		
																AH	33		
																SD	20		
																WBA	34		
Steel Base																			
<ul style="list-style-type: none"> Standard: Powder Coat (Specify Martin Bratrud Color) Premium: Polished Stainless Steel (PSS), or Satin Stainless Steel (SSS), add \$375; and Hand Rubbed Steel in Brushed Bronze (BBZ), Oiled Bronze (OBZ), Charcoal (CS) or Black (BS), add \$275 																			
ADP QuickShip 15 Program (ADP)																			
														Cartoned Wt. (lbs.)	140				
GSA SIN 711-16														Cartoned Vol. (cu.ft.)	29				
Medinah 1924-21	Low Back Chair 1/2 Arm	1883	2071	3073	3241	3413	2147	2232	2317	2402	2487	2572	2657	2742	2827	4.25	77	OW	38
		Multiple Upholstery																OD	28
Body, Seat Cushion															4	72	OH	33	
Lumbar Cushion														1.5	27	SH	17.5		
																AH	33		
																SD	20		
For identically priced mirrored configuration, specify 1924-23																			
Steel Base																			
<ul style="list-style-type: none"> Standard: Powder Coat (Specify Martin Bratrud Color) Premium: Polished Stainless Steel (PSS), or Satin Stainless Steel (SSS), add \$375; and Hand Rubbed Steel in Brushed Bronze (BBZ), Oiled Bronze (OBZ), Charcoal (CS) or Black (BS), add \$275 																			
ADP QuickShip 15 Program (ADP)																			
														Cartoned Wt. (lbs.)	120				
GSA SIN 711-16														Cartoned Vol. (cu.ft.)	26				
Medinah 1924-22	Low Back Chair Full Arm	1937	2131	3546	3774	4007	2294	2409	2524	2639	2754	2869	2984	3099	3214	5.75	104	OW	38
		Multiple Upholstery																OD	28
Body, Seat Cushion															5.5	99	OH	33	
Lumbar Cushion														1.5	27	SH	17.5		
																AH	33		
																SD	20		
For identically priced mirrored configuration, specify 1924-24																			
Steel Base																			
<ul style="list-style-type: none"> Standard: Powder Coat (Specify Martin Bratrud Color) Premium: Polished Stainless Steel (PSS), or Satin Stainless Steel (SSS), add \$375; and Hand Rubbed Steel in Brushed Bronze (BBZ), Oiled Bronze (OBZ), Charcoal (CS) or Black (BS), add \$275 																			
ADP QuickShip 15 Program (ADP)																			
														Cartoned Wt. (lbs.)	120				
GSA SIN 711-16														Cartoned Vol. (cu.ft.)	26				



Style	COM	COL	MB Leather Grade			Fabric Grades			MB Masquerade									Fabric Yardage	Sq. Ft. Leather	Dimensions	
			A	B	C	1	2	3	4	5	6	7	8	9							
Medinah 1924-20	Low Back	1739	1913	2929	3097	3269	2003	2088	2173	2258	2343	2428	2513	2598	2683	4.25	77	OW	34		
	Chair	Multiple Upholstery																			
	Armless	Body, Seat Cushion															4	72	OH	33	
		Lumbar Cushion															1.5	27	SH	17.5	
																			SD	20	



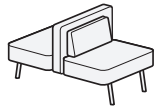
Steel Base

- Standard: Powder Coat (Specify Martin Bratrud Color)
- Premium: Polished Stainless Steel (**PSS**), or Satin Stainless Steel (**SSS**), add \$375; and Hand Rubbed Steel in Brushed Bronze (**BBZ**), Oiled Bronze (**OBZ**), Charcoal (**CS**) or Black (**BS**), add \$275

ADP QuickShip 15 Program (ADP)

GSA SIN 711-16	Cartoned Wt. (lbs.)	80
	Cartoned Vol. (cu.ft.)	23

Medinah 1924-20BTB	Low Back	2941	3235	4410	4618	4831	3267	3372	3477	3582	3687	3792	3897	4002	4107	5.25	95	OW	34	
	Back-to-Back	Multiple Upholstery																		
	Chair	Body, Seat Cushion															5	90	OH	33
	Armless	Lumbar Cushion															3	54	SH	17.5
																			SD	20



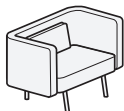
Steel Base

- Standard: Powder Coat (Specify Martin Bratrud Color)
- Premium: Polished Stainless Steel (**PSS**), or Satin Stainless Steel (**SSS**), add \$425; and Hand Rubbed Steel in Brushed Bronze (**BBZ**), Oiled Bronze (**OBZ**), Charcoal (**CS**) or Black (**BS**), add \$310

ADP QuickShip 15 Program (ADP)

GSA SIN 711-16	Cartoned Wt. (lbs.)	80
	Cartoned Vol. (cu.ft.)	42

Medinah 1924-38	Low Back	2221	2443	4390	4697	5011	2702	2857	3012	3167	3322	3477	3632	3787	3942	7.75	140	OW	46	
	Wide Chair	Multiple Upholstery																		
	Full Arms	Body, Seat Cushion															7	126	OH	33
		Lumbar Cushion															1.5	27	SH	17.5
																			AH	33
																			SD	20
																			WBA	38



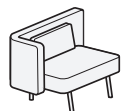
Steel Base

- Standard: Powder Coat (Specify Martin Bratrud Color)
- Premium: Polished Stainless Steel (**PSS**), or Satin Stainless Steel (**SSS**), add \$375; and Hand Rubbed Steel in Brushed Bronze (**BBZ**), Oiled Bronze (**OBZ**), Charcoal (**CS**) or Black (**BS**), add \$275

ADP QuickShip 15 Program (ADP)

GSA SIN 711-16	Cartoned Wt. (lbs.)	160
	Cartoned Vol. (cu.ft.)	31

Medinah 1924-31	Low Back	1997	2197	3327	3515	3707	2292	2387	2482	2577	2672	2767	2862	2957	3052	4.75	86	OW	42	
	Wide Chair	Multiple Upholstery																		
	1/2 Arm	Body, Seat Cushion															4	72	OH	33
		Lumbar Cushion															1.5	27	SH	17.5
		For identically priced mirrored configuration, specify 1924-33																	AH	33
																			SD	20



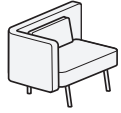
Steel Base

- Standard: Powder Coat (Specify Martin Bratrud Color)
- Premium: Polished Stainless Steel (**PSS**), or Satin Stainless Steel (**SSS**), add \$375; and Hand Rubbed Steel in Brushed Bronze (**BBZ**), Oiled Bronze (**OBZ**), Charcoal (**CS**) or Black (**BS**), add \$275

ADP QuickShip 15 Program (ADP)

GSA SIN 711-16	Cartoned Wt. (lbs.)	130
	Cartoned Vol. (cu.ft.)	29

Style	COM	COL	MB Leather Grade			Fabric Grades									Fabric Yardage	Sq. Ft. Leather	Dimensions		
			A	B	C	1	2	3	4	5	6	7	8	9					
Medinah 1924-32	Low Back	2051	2256	3660	3888	4121	2408	2523	2638	2753	2868	2983	3098	3213	3328	5.75	104	OW	42
	Wide Chair	Multiple Upholstery																OD	28
	Full Arm	Body, Seat Cushion														5.5	99	OH	33
		Lumbar Cushion														1.5	27	SH	17.5
																		AH	33
																		SD	20



For identically priced mirrored configuration, specify 1924-34

Steel Base

- Standard: Powder Coat (Specify Martin Bratrud Color)
 - Premium: Polished Stainless Steel (**PSS**), or Satin Stainless Steel (**SSS**), add \$375; and Hand Rubbed Steel in Brushed Bronze (**BBZ**), Oiled Bronze (**OBZ**), Charcoal (**CS**) or Black (**BS**), add \$275
- ADP QuickShip 15 Program (ADP)**

Cartoned Wt. (lbs.) 130
Cartoned Vol. (cu.ft.) 29

GSA SIN 711-16

Medinah 1924-30	Low Back	1854	2039	3184	3372	3564	2149	2244	2339	2434	2529	2624	2719	2814	2909	4.75	86	OW	38
	Wide Chair	Multiple Upholstery																OD	28
	Armless	Body, Seat Cushion														3	54	OH	33
		Lumbar Cushion														1.5	27	SH	17.5
																		SD	20



Steel Base

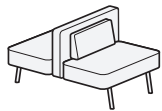
- Standard: Powder Coat (Specify Martin Bratrud Color)
- Premium: Polished Stainless Steel (**PSS**), or Satin Stainless Steel (**SSS**), add \$375; and Hand Rubbed Steel in Brushed Bronze (**BBZ**), Oiled Bronze (**OBZ**), Charcoal (**CS**) or Black (**BS**), add \$275

ADP QuickShip 15 Program (ADP)

Cartoned Wt. (lbs.) 105
Cartoned Vol. (cu.ft.) 26

GSA SIN 711-16

Medinah 1924-30BTB	Low Back	3055	3361	4664	4892	5125	3412	3527	3642	3757	3872	3987	4102	4217	4332	5.75	104	OW	38
	Back-to-Back	Multiple Upholstery																OD	52
	Wide Chair	Body, Seat Cushion														4	72	OH	33
	Armless	Lumbar Cushion														3	54	SH	17.5
																		SD	20



Steel Base

- Standard: Powder Coat (Specify Martin Bratrud Color)
- Premium: Polished Stainless Steel (**PSS**), or Satin Stainless Steel (**SSS**), add \$425; and Hand Rubbed Steel in Brushed Bronze (**BBZ**), Oiled Bronze (**OBZ**), Charcoal (**CS**) or Black (**BS**), add \$310

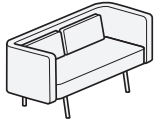
ADP QuickShip 15 Program (ADP)

Cartoned Wt. (lbs.) 180
Cartoned Vol. (cu.ft.) 46

GSA SIN 711-16

Martin Brattrud Inc.

Style	COM	COL	MB Leather Grade			Fabric Grades									Fabric Yardage	Sq. Ft. Leather	Dimensions		
			A	B	C	1	2	3	4	5	6	7	8	9					
Medinah 1924-68	Low Back	2804	3084	5253	5600	5954	3347	3522	3697	3872	4047	4222	4397	4572	4747	8.75	158	OW	68
	Sofa	Multiple Upholstery																OD	28
	Full Arms	Body, Seat Cushion														8.5	153	OH	33
		Lumbar Cushion														1.5	27	SH	17.5
																		AH	33
																		SD	20
																		WBA	60



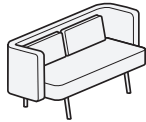
Steel Base

- Standard: Powder Coat (Specify Martin Brattrud Color)
- Premium: Polished Stainless Steel (**PSS**), or Satin Stainless Steel (**SSS**), add \$375; and Hand Rubbed Steel in Brushed Bronze (**BBZ**), Oiled Bronze (**OBZ**), Charcoal (**CS**) or Black (**BS**), add \$275

ADP QuickShip 15 Program (ADP)

GSA SIN 711-16 Cartoned Wt. (lbs.) 190
Cartoned Vol. (cu.ft.) 46

Medinah 1924-67	Low Back	2658	2924	4827	5134	5448	3139	3294	3449	3604	3759	3914	4069	4224	4379	7.75	140	OW	68
	Sofa	Multiple Upholstery																OD	28
	1/2 Arms	Body, Seat Cushion														7.5	135	OH	33
		Lumbar Cushion														1.5	27	SH	17.5
																		AH	33
																		SD	20
																		WBA	60



Steel Base

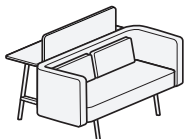
- Standard: Powder Coat (Specify Martin Brattrud Color)
- Premium: Polished Stainless Steel (**PSS**), or Satin Stainless Steel (**SSS**), add \$375; and Hand Rubbed Steel in Brushed Bronze (**BBZ**), Oiled Bronze (**OBZ**), Charcoal (**CS**) or Black (**BS**), add \$275

ADP QuickShip 15 Program (ADP)

GSA SIN 711-16 Cartoned Wt. (lbs.) 180
Cartoned Vol. (cu.ft.) 46

Martin Brattrud Inc.

Style	COM	COL	MB Leather Grade			Fabric Grades									Fabric Yardage	Sq. Ft. Leather	Dimensions		
			A	B	C	1	2	3	4	5	6	7	8	9					
Medinah 1924-68MPLS	Low Back	5466	6013	8685	9140	9606	6179	6409	6639	6869	7099	7329	7559	7789	8019	11.5	207	OW	68
	Sofa	Multiple Upholstery																OD	49
	Full Arms	Body, Seat Cushion														8.5	153	OH	43
	Desk Surface	Lumbar Cushion														1.5	27	SH	17.5
	Mid Privacy Panel																	AH	33
																		SD	20
																		WBA	60



Steel Base

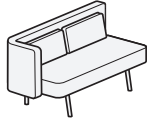
- Standard: Powder Coat (Specify Martin Brattrud Color)
- Premium: Polished Stainless Steel (**PSS**), or Satin Stainless Steel (**SSS**), add \$610; and Hand Rubbed Steel in Brushed Bronze (**BBZ**), Oiled Bronze (**OBZ**), Charcoal (**CS**) or Black (**BS**), add \$425

Solid Work Surface - Desk H 30"

- Standard Wood: Ash Plank
 - No Charge Option: Maple Plank
 - Premium Wood: Walnut Plank, add \$410
- (Specify Martin Brattrud Standard Finish)
- Corian® Standard: Glacier White (**GW**), add \$220
 - Corian® Premium: Concrete (**CNT**), add \$320 or Carbon (**CCT**), add \$390
 - Solid Stone Standard: Carrara Marble or Black Granite, add \$625

GSA SIN 711-16 Cartoned Wt. (lbs.) 245
Cartoned Vol. (cu.ft.) 93

Style	COM	COL	MB Leather Grade			Fabric Grades									Fabric Yardage	Sq. Ft. Leather	Dimensions			
			A	B	C	1	2	3	4	5	6	7	8	9						
Medinah 1924-61	Low Back	2519	2771	4548	4835	5129	2969	3114	3259	3404	3549	3694	3839	3984	4129	7.25	131	OW	64	
	Sofa	Multiple Upholstery																		
	1/2 Arm	Body, Seat Cushion															7	126	OH	33
		Lumbar Cushion														1.5	27	SH	17.5	
																		AH	33	
																		SD	20	



For identically priced mirrored configuration, specify 1924-63

Steel Base

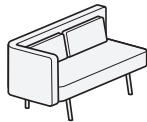
- Standard: Powder Coat (Specify Martin Bratrud Color)
- Premium: Polished Stainless Steel (**PSS**), or Satin Stainless Steel (**SSS**), add \$375; and Hand Rubbed Steel in Brushed Bronze (**BBZ**), Oiled Bronze (**OBZ**), Charcoal (**CS**) or Black (**BS**), add \$275

ADP QuickShip 15 Program (ADP)

GSA SIN 711-16

Cartoned Wt. (lbs.) 160
Cartoned Vol. (cu.ft.) 43

Medinah 1924-62	Low Back	2592	2851	4761	5068	5382	3073	3228	3383	3538	3693	3848	4003	4158	4313	7.75	140	OW	64	
	Sofa	Multiple Upholstery																		
	Full Arm	Body, Seat Cushion															7.5	135	OH	33
		Lumbar Cushion														1.5	27	SH	17.5	
																		AH	33	
																		SD	20	



For identically priced mirrored configuration, specify 1924-64

Steel Base

- Standard: Powder Coat (Specify Martin Bratrud Color)
- Premium: Polished Stainless Steel (**PSS**), or Satin Stainless Steel (**SSS**), add \$375; and Hand Rubbed Steel in Brushed Bronze (**BBZ**), Oiled Bronze (**OBZ**), Charcoal (**CS**) or Black (**BS**), add \$275

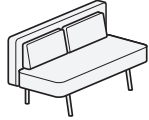
ADP QuickShip 15 Program (ADP)

GSA SIN 711-16

Cartoned Wt. (lbs.) 170
Cartoned Vol. (cu.ft.) 41

Martin Brattrud Inc.

Style	COM	COL	MB Leather Grade			Fabric Grades									Fabric Yardage	Sq. Ft. Leather	Dimensions		
			A	B	C	1	2	3	4	5	6	7	8	9					
Medinah 1924-60	2259	2485	4288	4575	4869	2709	2854	2999	3144	3289	3434	3579	3724	3869	7.25	131	OW	60	
			Multiple Upholstery																
			Body, Seat Cushion													7	126	OH	33
			Lumbar Cushion												1.5	27	SH	17.5	
																	SD	20	



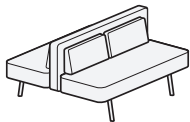
Steel Base

- Standard: Powder Coat (Specify Martin Brattrud Color)
- Premium: Polished Stainless Steel (PSS), or Satin Stainless Steel (SSS), add \$375; and Hand Rubbed Steel in Brushed Bronze (BBZ), Oiled Bronze (OBZ), Charcoal (CS) or Black (BS), add \$275

ADP QuickShip 15 Program (ADP)

GSA SIN 711-16	Cartoned Wt. (lbs.)	150
	Cartoned Vol. (cu.ft.)	41

Style	COM	COL	MB Leather Grade			Fabric Grades									Fabric Yardage	Sq. Ft. Leather	Dimensions	
			A	B	C	1	2	3	4	5	6	7	8	9				
Medinah 1924-60BTB	3818	4200	6547	6933	7328	4423	4618	4813	5008	5203	5398	5593	5788	5983	9.75	176	OW	60
			Multiple Upholstery															
			Body, Seat Cushion												9.5	171	OH	33
			Lumbar Cushion												3	54	SH	17.5
																	SD	20



Steel Base

- Standard: Powder Coat (Specify Martin Brattrud Color)
- Premium: Polished Stainless Steel (PSS), or Satin Stainless Steel (SSS), add \$425; and Hand Rubbed Steel in Brushed Bronze (BBZ), Oiled Bronze (OBZ), Charcoal (CS) or Black (BS), add \$310

ADP QuickShip 15 Program (ADP)

GSA SIN 711-16	Cartoned Wt. (lbs.)	235
	Cartoned Vol. (cu.ft.)	72

Martin Brattrud Inc.

Style	COM	COL	MB Leather Grade			Fabric Grades									Fabric Yardage	Sq. Ft. Leather	Dimensions	
			A	B	C	1	2	3	4	5	6	7	8	9				
Medinah 1924-70	2629	2892	4938	5265	5599	3141	3306	3471	3636	3801	3966	4131	4296	4461	8.25	149	OW	63
			Multiple Upholstery															
			Body, Seat Cushion												8	144	OH	33
			Lumbar Cushion												1.5	27	SH	17.5
																	AH	33
																	SD	20



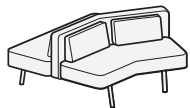
Steel Base

- Standard: Powder Coat (Specify Martin Brattrud Color)
- Premium: Polished Stainless Steel (PSS), or Satin Stainless Steel (SSS), add \$375; and Hand Rubbed Steel in Brushed Bronze (BBZ), Oiled Bronze (OBZ), Charcoal (CS) or Black (BS), add \$275

ADP QuickShip 15 Program (ADP)

GSA SIN 711-16	Cartoned Wt. (lbs.)	170
	Cartoned Vol. (cu.ft.)	58

Style	COM	COL	MB Leather Grade			Fabric Grades									Fabric Yardage	Sq. Ft. Leather	Dimensions	
			A	B	C	1	2	3	4	5	6	7	8	9				
Medinah 1924-70BTB	4442	4886	7171	7557	7952	5047	5242	5437	5632	5827	6022	6217	6412	6607	9.75	176	OW	73
			Multiple Upholstery															
			Body, Seat Cushion												9.5	171	OH	33
			Lumbar Cushion												3	54	SH	17.5
																	SD	20



Steel Base

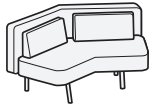
- Standard: Powder Coat (Specify Martin Brattrud Color)
- Premium: Polished Stainless Steel (PSS), or Satin Stainless Steel (SSS), add \$425; and Hand Rubbed Steel in Brushed Bronze (BBZ), Oiled Bronze (OBZ), Charcoal (CS) or Black (BS), add \$310

ADP QuickShip 15 Program (ADP)

GSA SIN 711-16	Cartoned Wt. (lbs.)	325
	Cartoned Vol. (cu.ft.)	104

Martin Bratrud Inc.

Style	COM	COL	MB Leather Grade			Fabric Grades									Fabric Yardage	Sq. Ft. Leather	Dimensions		
			A	B	C	1	2	3	4	5	6	7	8	9					
Medinah 1924-80	Low Back	2708	2979	4877	5184	5498	3189	3344	3499	3654	3809	3964	4119	4274	4429	7.75	140	OW	63
	45° Angled Sofa	Multiple Upholstery																	
	Armless	Body, Seat Cushion														7.5	135	OH	33
		Lumbar Cushion														1.5	27	SH	17.5
																		SD	20



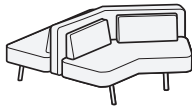
Steel Base

- Standard: Powder Coat (Specify Martin Bratrud Color)
- Premium: Polished Stainless Steel (**PSS**), or Satin Stainless Steel (**SSS**), add \$375; and Hand Rubbed Steel in Brushed Bronze (**BBZ**), Oiled Bronze (**OBZ**), Charcoal (**CS**) or Black (**BS**), add \$275

ADP QuickShip 15 Program (ADP)

GSA SIN 711-16	Cartoned Wt. (lbs.)	190
	Cartoned Vol. (cu.ft.)	63

Style	COM	COL	MB Leather Grade			Fabric Grades									Fabric Yardage	Sq. Ft. Leather	Dimensions		
			A	B	C	1	2	3	4	5	6	7	8	9					
Medinah 1924-80BTB	Low Back	4575	5033	7724	8169	8625	5273	5498	5723	5948	6173	6398	6623	6848	7073	11.25	203	OW	79
	45° Sofa	Multiple Upholstery																	
	Back-to-Back	Body, Seat Cushion														11	198	OH	33
	Armless	Lumbar Cushion														3	54	SH	17.5
																		SD	20



Steel Base


- Standard: Powder Coat (Specify Martin Bratrud Color)
- Premium: Polished Stainless Steel (**PSS**), or Satin Stainless Steel (**SSS**), add \$425; and Hand Rubbed Steel in Brushed Bronze (**BBZ**), Oiled Bronze (**OBZ**), Charcoal (**CS**) or Black (**BS**), add \$310

ADP QuickShip 15 Program (ADP)

GSA SIN 711-16	Cartoned Wt. (lbs.)	335
	Cartoned Vol. (cu.ft.)	118

Martin Bratrud Inc.

Style	COM	COL	MB Leather Grade			Fabric Grades									Fabric Yardage	Sq. Ft. Leather	Dimensions		
			A	B	C	1	2	3	4	5	6	7	8	9					
Medinah 1925-28	Mid Back	2236	2460	4685	5032	5386	2779	2954	3129	3304	3479	3654	3829	4004	4179	8.75	158	OW	42
	Chair	Multiple Upholstery																	
	Full Arms	Body, Seat Cushion														8.5	153	OH	43
		Lumbar Cushion														1.5	27	SH	17.5
																		AH	43
																		SD	20
																		WBA	34



Steel Base

- Standard: Powder Coat (Specify Martin Bratrud Color)
- Premium: Polished Stainless Steel (**PSS**), or Satin Stainless Steel (**SSS**), add \$375; and Hand Rubbed Steel in Brushed Bronze (**BBZ**), Oiled Bronze (**OBZ**), Charcoal (**CS**) or Black (**BS**), add \$275

ADP QuickShip 15 Program (ADP)

GSA SIN 711-16	Cartoned Wt. (lbs.)	165
	Cartoned Vol. (cu.ft.)	37

Style	COM	COL	MB Leather Grade			Fabric Grades									Fabric Yardage	Sq. Ft. Leather	Dimensions		
			A	B	C	1	2	3	4	5	6	7	8	9					
Medinah 1925-27	Mid Back	2188	2407	3657	3865	4078	2514	2619	2724	2829	2934	3039	3144	3249	3354	5.25	95	OW	42
	Chair	Multiple Upholstery																	
	1/2 Arms	Body, Seat Cushion														5	90	OH	43
		Lumbar Cushion														1.5	27	SH	17.5
																		AH	43
																		SD	20
																		WBA	34



Steel Base

- Standard: Powder Coat (Specify Martin Bratrud Color)
- Premium: Polished Stainless Steel (**PSS**), or Satin Stainless Steel (**SSS**), add \$375; and Hand Rubbed Steel in Brushed Bronze (**BBZ**), Oiled Bronze (**OBZ**), Charcoal (**CS**) or Black (**BS**), add \$275

ADP QuickShip 15 Program (ADP)

GSA SIN 711-16	Cartoned Wt. (lbs.)	155
	Cartoned Vol. (cu.ft.)	37

Martin Bratrud Inc.

Style	COM	COL	MB Leather Grade			Fabric Grades									Fabric Yardage	Sq. Ft. Leather	Dimensions				
			A	B	C	1	2	3	4	5	6	7	8	9							
Medinah 1925-21			2060	2266	3390	3578	3770	2355	2450	2545	2640	2735	2830	2925	3020	3115	4.75	86	OW	38	
		Mid Back Chair	Multiple Upholstery																		
		1/2 Arm	Body, Seat Cushion														4.5	81	OH	43	
			Lumbar Cushion														1.5	27	SH	17.5	
																			AH	43	
																			SD	20	



For identically priced mirrored configuration, specify 1925-23

Steel Base

- Standard: Powder Coat (Specify Martin Bratrud Color)
- Premium: Polished Stainless Steel (**PSS**), or Satin Stainless Steel (**SSS**), add \$375; and Hand Rubbed Steel in Brushed Bronze (**BBZ**), Oiled Bronze (**OBZ**), Charcoal (**CS**) or Black (**BS**), add \$275

ADP QuickShip 15 Program (ADP)

GSA SIN 711-16

Cartoned Wt. (lbs.) 135
Cartoned Vol. (cu.ft.) 33

Medinah 1925-22			2139	2353	4028	4296	4569	2558	2693	2828	2963	3098	3233	3368	3503	3638	6.75	122	OW	38	
		Mid Back Chair	Multiple Upholstery																		
		Full Arm	Body, Seat Cushion														6.5	117	OH	43	
			Lumbar Cushion														1.5	27	SH	17.5	
																			AH	43	
																			SD	20	



For identically priced mirrored configuration, specify 1925-24

Steel Base

- Standard: Powder Coat (Specify Martin Bratrud Color)
- Premium: Polished Stainless Steel (**PSS**), or Satin Stainless Steel (**SSS**), add \$375; and Hand Rubbed Steel in Brushed Bronze (**BBZ**), Oiled Bronze (**OBZ**), Charcoal (**CS**) or Black (**BS**), add \$275

ADP QuickShip 15 Program (ADP)

GSA SIN 711-16

Cartoned Wt. (lbs.) 135
Cartoned Vol. (cu.ft.) 33

Martin Brattrud Inc.

Style	COM	COL	MB Leather Grade			Fabric Grades									Fabric Yardage	Sq. Ft. Leather	Dimensions	
			A	B	C	1	2	3	4	5	6	7	8	9				
Medinah 1925-20	1891	2080	3221	3409	3601	2186	2281	2376	2471	2566	2661	2756	2851	2946	4.75	86	OW	34
Mid Back Chair	Multiple Upholstery																OD	28
Armless	Body, Seat Cushion														4.5	81	OH	43
	Lumbar Cushion														1.5	27	SH	17.5
																	SD	20




Steel Base

- Standard: Powder Coat (Specify Martin Brattrud Color)
- Premium: Polished Stainless Steel (**PSS**), or Satin Stainless Steel (**SSS**), add \$375; and Hand Rubbed Steel in Brushed Bronze (**BBZ**), Oiled Bronze (**OBZ**), Charcoal (**CS**) or Black (**BS**), add \$275

ADP QuickShip 15 Program (ADP)

GSA SIN 711-16 Cartoned Wt. (lbs.) 95
Cartoned Vol. (cu.ft.) 30

Medinah 1925-20BTB	3196	3516	4805	5033	5266	3553	3668	3783	3898	4013	4128	4243	4358	4473	5.75	104	OW	34
Mid Back Back-to-Back Armless	Multiple Upholstery																OD	52
	Body, Seat Cushion														5.5	99	OH	43
	Lumbar Cushion														3	54	SH	17.5
																	SD	20




Steel Base

- Standard: Powder Coat (Specify Martin Brattrud Color)
- Premium: Polished Stainless Steel (**PSS**), or Satin Stainless Steel (**SSS**), add \$425; and Hand Rubbed Steel in Brushed Bronze (**BBZ**), Oiled Bronze (**OBZ**), Charcoal (**CS**) or Black (**BS**), add \$310

ADP QuickShip 15 Program (ADP)

GSA SIN 711-16 Cartoned Wt. (lbs.) 135
Cartoned Vol. (cu.ft.) 54

Medinah 1925-38	2403	2643	4922	5279	5643	2961	3141	3321	3501	3681	3861	4041	4221	4401	9	162	OW	46
Mid Back Wide Chair Full Arms	Multiple Upholstery																OD	28
	Body, Seat Cushion														8.75	158	OH	43
	Lumbar Cushion														1.75	32	SH	17.5
																	AH	43
																	SD	20
																	WBA	38



Steel Base

- Standard: Powder Coat (Specify Martin Brattrud Color)
- Premium: Polished Stainless Steel (**PSS**), or Satin Stainless Steel (**SSS**), add \$375; and Hand Rubbed Steel in Brushed Bronze (**BBZ**), Oiled Bronze (**OBZ**), Charcoal (**CS**) or Black (**BS**), add \$275

ADP QuickShip 15 Program (ADP)

GSA SIN 711-16 Cartoned Wt. (lbs.) 175
Cartoned Vol. (cu.ft.) 40

Martin Bratrud Inc.

Style	COM	COL	MB Leather Grade			Fabric Grades									Fabric Yardage	Sq. Ft. Leather	Dimensions	
			A	B	C	1	2	3	4	5	6	7	8	9				
Medinah 1925-31	2226	2449	3626	3824	4026	2536	2636	2736	2836	2936	3036	3136	3236	3336	5	90	OW	42
Mid Back Wide Chair 1/2 Arm	Multiple Upholstery																	
	Body, Seat Cushion														4.75	86	OH	43
	Lumbar Cushion														1.75	32	SH	17.5
																	AH	43
																	SD	20



For identically priced mirrored configuration, specify 1925-33

Steel Base

- Standard: Powder Coat (Specify Martin Bratrud Color)
- Premium: Polished Stainless Steel (**PSS**), or Satin Stainless Steel (**SSS**), add \$375; and Hand Rubbed Steel in Brushed Bronze (**BBZ**), Oiled Bronze (**OBZ**), Charcoal (**CS**) or Black (**BS**), add \$275

ADP QuickShip 15 Program (ADP)

Cartoned Wt. (lbs.) 145
Cartoned Vol. (cu.ft.) 37

GSA SIN 711-16

Medinah 1925-32	2305	2536	4264	4542	4825	2739	2879	3019	3159	3299	3439	3579	3719	3859	7	126	OW	42
Mid Back Wide Chair Full Arm	Multiple Upholstery																	
	Body, Seat Cushion														6.75	122	OH	43
	Lumbar Cushion														1.75	32	SH	17.5
																	AH	43
																	SD	20



For identically priced mirrored configuration, specify 1925-34

Steel Base

- Standard: Powder Coat (Specify Martin Bratrud Color)
- Premium: Polished Stainless Steel (**PSS**), or Satin Stainless Steel (**SSS**), add \$375; and Hand Rubbed Steel in Brushed Bronze (**BBZ**), Oiled Bronze (**OBZ**), Charcoal (**CS**) or Black (**BS**), add \$275

ADP QuickShip 15 Program (ADP)

Cartoned Wt. (lbs.) 145
Cartoned Vol. (cu.ft.) 37

GSA SIN 711-16

Martin Bratrud Inc.

Style	COM	COL	MB Leather Grade			Fabric Grades									Fabric Yardage	Sq. Ft. Leather	Dimensions	
			A	B	C	1	2	3	4	5	6	7	8	9				
Medinah 1925-30	2058	2264	3458	3656	3858	2368	2468	2568	2668	2768	2868	2968	3068	3168	5	90	OW	38
Mid Back Wide Chair Armless	Multiple Upholstery																	
	Body, Seat Cushion														4.75	86	OH	43
	Lumbar Cushion														1.75	32	SH	17.5
																	SD	20



Steel Base


- Standard: Powder Coat (Specify Martin Bratrud Color)
- Premium: Polished Stainless Steel (**PSS**), or Satin Stainless Steel (**SSS**), add \$375; and Hand Rubbed Steel in Brushed Bronze (**BBZ**), Oiled Bronze (**OBZ**), Charcoal (**CS**) or Black (**BS**), add \$275

ADP QuickShip 15 Program (ADP)

Cartoned Wt. (lbs.) 145
Cartoned Vol. (cu.ft.) 33

GSA SIN 711-16

Medinah 1925-30BTB	3363	3699	5882	6239	6603	3921	4101	4281	4461	4641	4821	5001	5181	5361	9	162	OW	38
Mid Back Wide Chair Back-to-Back Armless	Multiple Upholstery																	
	Body, Seat Cushion														5.75	104	OH	43
	Lumbar Cushion														3.25	59	SH	17.5
																	SD	20



Steel Base

- Standard: Powder Coat (Specify Martin Bratrud Color)
- Premium: Polished Stainless Steel (**PSS**), or Satin Stainless Steel (**SSS**), add \$425; and Hand Rubbed Steel in Brushed Bronze (**BBZ**), Oiled Bronze (**OBZ**), Charcoal (**CS**) or Black (**BS**), add \$310

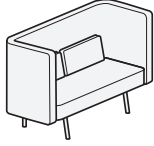
ADP QuickShip 15 Program (ADP)

Cartoned Wt. (lbs.) 195
Cartoned Vol. (cu.ft.) 60

GSA SIN 711-16

Martin Bratrud Inc.

Style	COM	COL	MB Leather Grade			Fabric Grades									Fabric Yardage	Sq. Ft. Leather	Dimensions			
			A	B	C	1	2	3	4	5	6	7	8	9						
Medinah 1925-68			3048	3353	6127	6563	7008	3730	3950	4170	4390	4610	4830	5050	5270	5490	11	198	OW	68
Mid Back Sofa	Multiple Upholstery																			
Full Arms	Body, Seat Cushion																10.5	189	OH	43
	Lumbar Cushion																1.5	27	SH	17.5
																			AH	43
																			SD	20
																			WBA	60



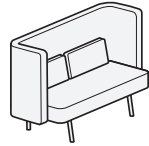
Steel Base

- Standard: Powder Coat (Specify Martin Bratrud Color)
- Premium: Polished Stainless Steel (**PSS**), or Satin Stainless Steel (**SSS**), add \$375; and Hand Rubbed Steel in Brushed Bronze (**BBZ**), Oiled Bronze (**OBZ**), Charcoal (**CS**) or Black (**BS**), add \$275

ADP QuickShip 15 Program (ADP)

GSA SIN 711-16	Cartoned Wt. (lbs.)	205
	Cartoned Vol. (cu.ft.)	58

Medinah 1925-67			2842	3126	5291	5638	5992	3385	3560	3735	3910	4085	4260	4435	4610	4785	8.75	158	OW	68
Mid Back Sofa	Multiple Upholstery																			
1/2 Arms	Body, Seat Cushion																8.5	153	OH	43
	Lumbar Cushion																1.5	27	SH	17.5
																			AH	43
																			SD	20
																			WBA	60



Steel Base

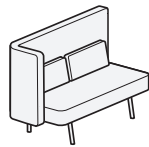
- Standard: Powder Coat (Specify Martin Bratrud Color)
- Premium: Polished Stainless Steel (**PSS**), or Satin Stainless Steel (**SSS**), add \$375; and Hand Rubbed Steel in Brushed Bronze (**BBZ**), Oiled Bronze (**OBZ**), Charcoal (**CS**) or Black (**BS**), add \$275

ADP QuickShip 15 Program (ADP)

GSA SIN 711-16	Cartoned Wt. (lbs.)	195
	Cartoned Vol. (cu.ft.)	59

Martin Bratrud Inc.

Style	COM	COL	MB Leather Grade			Fabric Grades									Fabric Yardage	Sq. Ft. Leather	Dimensions			
			A	B	C	1	2	3	4	5	6	7	8	9						
Medinah 1925-61			2675	2943	5124	5471	5825	3218	3393	3568	3743	3918	4093	4268	4443	4618	8.75	158	OW	64
Mid Back Sofa	Multiple Upholstery																			
1/2 Arm	Body, Seat Cushion																8.5	153	OH	43
	Lumbar Cushion																1.5	27	SH	17.5
																			AH	43
																			SD	20



For identically priced mirrored configuration, specify 1925-63

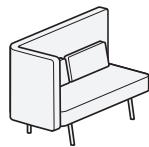
Steel Base

- Standard: Powder Coat (Specify Martin Bratrud Color)
- Premium: Polished Stainless Steel (**PSS**), or Satin Stainless Steel (**SSS**), add \$375; and Hand Rubbed Steel in Brushed Bronze (**BBZ**), Oiled Bronze (**OBZ**), Charcoal (**CS**) or Black (**BS**), add \$275

ADP QuickShip 15 Program (ADP)

GSA SIN 711-16	Cartoned Wt. (lbs.)	175
	Cartoned Vol. (cu.ft.)	56

Medinah 1925-62			2778	3056	5507	5893	6288	3383	3578	3773	3968	4163	4358	4553	4748	4943	9.75	176	OW	64
Mid Back Sofa	Multiple Upholstery																			
Full Arm	Body, Seat Cushion																9.5	171	OH	43
	Lumbar Cushion																1.5	27	SH	17.5
																			AH	43
																			SD	20



For identically priced mirrored configuration, specify 1925-64

Steel Base

- Standard: Powder Coat (Specify Martin Bratrud Color)
- Premium: Polished Stainless Steel (**PSS**), or Satin Stainless Steel (**SSS**), add \$375; and Hand Rubbed Steel in Brushed Bronze (**BBZ**), Oiled Bronze (**OBZ**), Charcoal (**CS**) or Black (**BS**), add \$275

ADP QuickShip 15 Program (ADP)

GSA SIN 711-16	Cartoned Wt. (lbs.)	185
	Cartoned Vol. (cu.ft.)	56

Martin Bratrud Inc.

Style	COM	COL	MB Leather Grade			Fabric Grades									Fabric Yardage	Sq. Ft. Leather	Dimensions	
			A	B	C	1	2	3	4	5	6	7	8	9			OW	OD
Medinah 1925-60	2457	2703	4766	5093	5427	2969	3134	3299	3464	3629	3794	3959	4124	4289	8.25	149	OW	60
Mid Back Armless Sofa	Multiple Upholstery																	
	Body, Seat Cushion														8	144	OH	43
	Lumbar Cushion														1.5	27	SH	17.5
																	SD	20



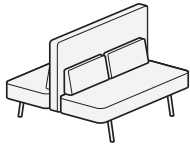
Steel Base

- Standard: Powder Coat (Specify Martin Bratrud Color)
- Premium: Polished Stainless Steel (**PSS**), or Satin Stainless Steel (**SSS**), add \$375; and Hand Rubbed Steel in Brushed Bronze (**BBZ**), Oiled Bronze (**OBZ**), Charcoal (**CS**) or Black (**BS**), add \$275

ADP QuickShip 15 Program (ADP)

GSA SIN 711-16	Cartoned Wt. (lbs.)	165
	Cartoned Vol. (cu.ft.)	51

Medinah 1925-60BTB	4152	4567	7441	7906	8382	4881	5116	5351	5586	5821	6056	6291	6526	6761	11.75	212	OW	60
Mid Back Armless Sofa Back-to-Back	Multiple Upholstery																	
	Body, Seat Cushion														11.5	207	OH	43
	Lumbar Cushion														3	54	SH	17.5
																	SD	20



Steel Base

- Standard: Powder Coat (Specify Martin Bratrud Color)
- Premium: Polished Stainless Steel (**PSS**), or Satin Stainless Steel (**SSS**), add \$425; and Hand Rubbed Steel in Brushed Bronze (**BBZ**), Oiled Bronze (**OBZ**), Charcoal (**CS**) or Black (**BS**), add \$310

ADP QuickShip 15 Program (ADP)

GSA SIN 711-16	Cartoned Wt. (lbs.)	250
	Cartoned Vol. (cu.ft.)	93

Martin Bratrud Inc.

Style	COM	COL	MB Leather Grade			Fabric Grades									Fabric Yardage	Sq. Ft. Leather	Dimensions	
			A	B	C	1	2	3	4	5	6	7	8	9			OW	OD
Medinah 1925-70	2858	3144	5167	5494	5828	3370	3535	3700	3865	4030	4195	4360	4525	4690	8.25	149	OW	63
Mid Back 30° Angled Sofa Armless	Multiple Upholstery																	
	Body, Seat Cushion														8	144	OH	43
	Lumbar Cushion														1.5	27	SH	17.5
																	AH	43
																	SD	20



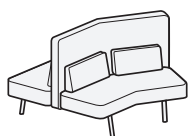
Steel Base

- Standard: Powder Coat (Specify Martin Bratrud Color)
- Premium: Polished Stainless Steel (**PSS**), or Satin Stainless Steel (**SSS**), add \$375; and Hand Rubbed Steel in Brushed Bronze (**BBZ**), Oiled Bronze (**OBZ**), Charcoal (**CS**) or Black (**BS**), add \$275

ADP QuickShip 15 Program (ADP)

GSA SIN 711-16	Cartoned Wt. (lbs.)	185
	Cartoned Vol. (cu.ft.)	74

Medinah 1925-70BTB	4830	5313	8119	8584	9060	5559	5794	6029	6264	6499	6734	6969	7204	7439	11.75	212	OW	73
Mid Back 30° Angled Sofa Back-to-Back Armless	Multiple Upholstery																	
	Body, Seat Cushion														11.5	207	OH	43
	Lumbar Cushion														3	54	SH	17.5
																	SD	20



Steel Base

- Standard: Powder Coat (Specify Martin Bratrud Color)
- Premium: Polished Stainless Steel (**PSS**), or Satin Stainless Steel (**SSS**), add \$425; and Hand Rubbed Steel in Brushed Bronze (**BBZ**), Oiled Bronze (**OBZ**), Charcoal (**CS**) or Black (**BS**), add \$310

ADP QuickShip 15 Program (ADP)

GSA SIN 711-16	Cartoned Wt. (lbs.)	340
	Cartoned Vol. (cu.ft.)	133

Martin Bratrud Inc.

Style	COM	COL	MB Leather Grade			Fabric Grades			MB Masquerade									Fabric Yardage	Sq. Ft. Leather	Dimensions	
			A	B	C	1	2	3	4	5	6	7	8	9							
Medinah 1925-80	Mid Back	2969	3266	5278	5605	5939	3481	3646	3811	3976	4141	4306	4471	4636	4801	8.25	149	OW	63		
	45° Angled Sofa	Multiple Upholstery																			
	Armless	Body, Seat Cushion														8	144	OH	43		
		Lumbar Cushion														1.5	27	SH	17.5		
																		SD	20		



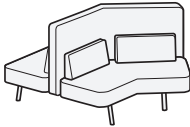
Steel Base

- Standard: Powder Coat (Specify Martin Bratrud Color)
- Premium: Polished Stainless Steel (**PSS**), or Satin Stainless Steel (**SSS**), add \$375; and Hand Rubbed Steel in Brushed Bronze (**BBZ**), Oiled Bronze (**OBZ**), Charcoal (**CS**) or Black (**BS**), add \$275

ADP QuickShip 15 Program (ADP)

GSA SIN 711-16 Cartoned Wt. (lbs.) 205
Cartoned Vol. (cu.ft.) 80

Medinah 1925-80BTB	Mid Back	5016	5518	8305	8770	9246	5745	5980	6215	6450	6685	6920	7155	7390	7625	11.75	212	OW	79
	45° Angled Sofa	Multiple Upholstery																	
	Back-to-Back	Body, Seat Cushion														11.5	207	OH	43
	Armless	Lumbar Cushion														3	54	SH	17.5
																		SD	20



Steel Base


- Standard: Powder Coat (Specify Martin Bratrud Color)
- Premium: Polished Stainless Steel (**PSS**), or Satin Stainless Steel (**SSS**), add \$425; and Hand Rubbed Steel in Brushed Bronze (**BBZ**), Oiled Bronze (**OBZ**), Charcoal (**CS**) or Black (**BS**), add \$310

ADP QuickShip 15 Program (ADP)

GSA SIN 711-16 Cartoned Wt. (lbs.) 350
Cartoned Vol. (cu.ft.) 151

Martin Bratrud Inc.

Style	COM	COL	MB Leather Grade			Fabric Grades			MB Masquerade									Fabric Yardage	Sq. Ft. Leather	Dimensions	
			A	B	C	1	2	3	4	5	6	7	8	9							
Medinah 1926-28	High Back	2512	2763	5101	5467	5842	3086	3271	3456	3641	3826	4011	4196	4381	4566	9.25	167	OW	42		
	Chair	Multiple Upholstery																			
	Full Arms	Body, Seat Cushion														9	162	OH	54		
		Lumbar Cushion														1.75	32	SH	17.5		
																		AH	54		
																		SD	20		
																		WBA	34		



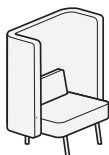
Steel Base

- Standard: Powder Coat (Specify Martin Bratrud Color)
- Premium: Polished Stainless Steel (**PSS**), or Satin Stainless Steel (**SSS**), add \$375; and Hand Rubbed Steel in Brushed Bronze (**BBZ**), Oiled Bronze (**OBZ**), Charcoal (**CS**) or Black (**BS**), add \$275

ADP QuickShip 15 Program (ADP)

GSA SIN 711-16 Cartoned Wt. (lbs.) 190
Cartoned Vol. (cu.ft.) 46

Medinah 1926-27	High Back	2409	2650	4298	4566	4839	2828	2963	3098	3233	3368	3503	3638	3773	3908	6.75	122	OW	42
	Chair	Multiple Upholstery																	
	1/2 Arms	Body, Seat Cushion														6.5	117	OH	54
		Lumbar Cushion														1.75	32	SH	17.5
																		AH	54
																		SD	20
																		WBA	34

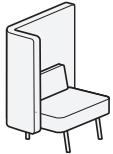



Steel Base

- Standard: Powder Coat (Specify Martin Bratrud Color)
- Premium: Polished Stainless Steel (**PSS**), or Satin Stainless Steel (**SSS**), add \$375; and Hand Rubbed Steel in Brushed Bronze (**BBZ**), Oiled Bronze (**OBZ**), Charcoal (**CS**) or Black (**BS**), add \$275

ADP QuickShip 15 Program (ADP)

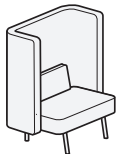


GSA SIN 711-16 Cartoned Wt. (lbs.) 175
Cartoned Vol. (cu.ft.) 46

Style	COM	COL	MB Leather Grade			Fabric Grades									Fabric Yardage	Sq. Ft. Leather	Dimensions		
			A	B	C	1	2	3	4	5	6	7	8	9					
Medinah 1926-21 	High Back Chair 1/2 Arm	2257	2483	4146	4414	4687	2676	2811	2946	3081	3216	3351	3486	3621	3756	6.75	122	OW	38
		Multiple Upholstery																	
		Body, Seat Cushion														6.5	117	OH	54
		Lumbar Cushion														1.75	32	SH	17.5
																		AH	54
																SD	20		
For identically priced mirrored configuration, specify 1926-23																			
Steel Base																			
<ul style="list-style-type: none"> Standard: Powder Coat (Specify Martin Bratrud Color) Premium: Polished Stainless Steel (PSS), or Satin Stainless Steel (SSS), add \$375; and Hand Rubbed Steel in Brushed Bronze (BBZ), Oiled Bronze (OBZ), Charcoal (CS) or Black (BS), add \$275 																			
ADP QuickShip 15 Program (ADP)																			
														Cartoned Wt. (lbs.)	165				
GSA SIN 711-16														Cartoned Vol. (cu.ft.)	41				
Medinah 1926-22 	High Back Chair Full Arm	2360	2596	4529	4836	5150	2841	2996	3151	3306	3461	3616	3771	3926	4081	7.75	140	OW	38
		Multiple Upholstery																	
		Body, Seat Cushion														7.5	135	OH	54
		Lumbar Cushion														1.75	32	SH	17.5
																		AH	54
																SD	20		
For identically priced mirrored configuration, specify 1926-24																			
Steel Base																			
<ul style="list-style-type: none"> Standard: Powder Coat (Specify Martin Bratrud Color) Premium: Polished Stainless Steel (PSS), or Satin Stainless Steel (SSS), add \$375; and Hand Rubbed Steel in Brushed Bronze (BBZ), Oiled Bronze (OBZ), Charcoal (CS) or Black (BS), add \$275 																			
ADP QuickShip 15 Program (ADP)																			
														Cartoned Wt. (lbs.)	65				
GSA SIN 711-16														Cartoned Vol. (cu.ft.)	41				



0 0 0 0 0 0 0 0 0 0 0 0 0 0 0 0 0

GSA SIN 711-16

Style	COM	COL	MB Leather Grade			Fabric Grades			MB Masquerade							Fabric Yardage	Sq. Ft. Leather	Dimensions	
			A	B	C	1	2	3	4	5	6	7	8	9					
Medinah 1926-20	High Back Armless Chair	2044	2248	3513	3721	3934	2370	2475	2580	2685	2790	2895	3000	3105	3210	5.25	95	OW	34
		Multiple Upholstery																OD	28
																		OH	54
																5	90	SH	17.5
																1.75	32	SD	20
																Steel Base			
																<ul style="list-style-type: none"> Standard: Powder Coat (Specify Martin Bratrud Color) Premium: Polished Stainless Steel (PSS), or Satin Stainless Steel (SSS), add \$375; and Hand Rubbed Steel in Brushed Bronze (BBZ), Oiled Bronze (OBZ), Charcoal (CS) or Black (BS), add \$275 			
																ADP QuickShip 15 Program (ADP)			
																Cartoned Wt. (lbs.)		120	
																Cartoned Vol. (cu.ft.)		37	
GSA SIN 711-16																			
Medinah 1926-20BTB	High Back Armless Chair Back-to-Back	3455	3801	5344	5612	5885	3874	4009	4144	4279	4414	4549	4684	4819	4954	6.75	122	OW	34
		Multiple Upholstery																OD	52
																		OH	54
																6.5	117	SH	17.5
																3.5	63	SD	20
																Steel Base			
																<ul style="list-style-type: none"> Standard: Powder Coat (Specify Martin Bratrud Color) Premium: Polished Stainless Steel (PSS), or Satin Stainless Steel (SSS), add \$425; and Hand Rubbed Steel in Brushed Bronze (BBZ), Oiled Bronze (OBZ), Charcoal (CS) or Black (BS), add \$310 			
																ADP QuickShip 15 Program (ADP)			
																Cartoned Wt. (lbs.)		215	
																Cartoned Vol. (cu.ft.)		67	
GSA SIN 711-16																			
Medinah 1926-38	High Back Wide Chair Full Arms	2715	2987	5374	5750	6135	3304	3494	3684	3874	4064	4254	4444	4634	4824	9.5	171	OW	46
		Multiple Upholstery																OD	28
																		OH	54
																9.25	167	SH	17.5
																2	36	SD	20
																		WBA	38
																Steel Base			
																<ul style="list-style-type: none"> Standard: Powder Coat (Specify Martin Bratrud Color) Premium: Polished Stainless Steel (PSS), or Satin Stainless Steel (SSS), add \$375; and Hand Rubbed Steel in Brushed Bronze (BBZ), Oiled Bronze (OBZ), Charcoal (CS) or Black (BS), add \$275 			
																ADP QuickShip 15 Program (ADP)			
																Cartoned Wt. (lbs.)		190	
																Cartoned Vol. (cu.ft.)		50	
GSA SIN 711-16																			
Medinah 1926-37	High Back Wide Chair 1/2 Arms	2612	2873	4571	4849	5132	3046	3186	3326	3466	3606	3746	3886	4026	4166	7	126	OW	46
		Multiple Upholstery																OD	28
																		OH	54
																6.75	122	SH	17.5
																2	36	SD	20
																		WBA	38
																Steel Base			
																<ul style="list-style-type: none"> Standard: Powder Coat (Specify Martin Bratrud Color) Premium: Polished Stainless Steel (PSS), or Satin Stainless Steel (SSS), add \$375; and Hand Rubbed Steel in Brushed Bronze (BBZ), Oiled Bronze (OBZ), Charcoal (CS) or Black (BS), add \$275 			
																ADP QuickShip 15 Program (ADP)			
																Cartoned Wt. (lbs.)		185	
																Cartoned Vol. (cu.ft.)		50	
GSA SIN 711-16																			

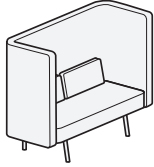


Style	COM	COL	MB Leather Grade			Fabric Grades			MB Masquerade							Fabric Yardage	Sq. Ft. Leather	Dimensions	
			A	B	C	1	2	3	4	5	6	7	8	9					
Medinah 1926-31	High Back Wide Chair 1/2 Arm	2460	2706	4419	4697	4980	2894	3034	3174	3314	3454	3594	3734	3874	4014	7	126	OW	42
		Multiple Upholstery																	
																6.75	122	OH	54
																2	36	SH	17.5
																		AH	54
																		SD	20
For identically priced mirrored configuration, specify 1926-33																			
Steel Base																			
• Standard: Powder Coat (Specify Martin Bratrud Color)																			
• Premium: Polished Stainless Steel (PSS), or Satin Stainless Steel (SSS), add \$375; and Hand Rubbed Steel in Brushed Bronze (BBZ), Oiled Bronze (OBZ), Charcoal (CS) or Black (BS), add \$275																			
ADP QuickShip 15 Program (ADP)																			
																Cartoned Wt. (lbs.)	170		
GSA SIN 711-16																Cartoned Vol. (cu.ft.)	46		
Medinah 1926-32	High Back Wide Chair Full Arm	2563	2819	4802	5119	5443	3059	3219	3379	3539	3699	3859	4019	4179	4339	8	144	OW	42
		Multiple Upholstery																	
																7.75	140	OH	54
																2	36	SH	17.5
																		AH	54
																		SD	20
For identically priced mirrored configuration, specify 1926-34																			
Steel Base																			
• Standard: Powder Coat (Specify Martin Bratrud Color)																			
• Premium: Polished Stainless Steel (PSS), or Satin Stainless Steel (SSS), add \$375; and Hand Rubbed Steel in Brushed Bronze (BBZ), Oiled Bronze (OBZ), Charcoal (CS) or Black (BS), add \$275																			
ADP QuickShip 15 Program (ADP)																			
																Cartoned Wt. (lbs.)	170		
GSA SIN 711-16																Cartoned Vol. (cu.ft.)	46		
Medinah 1926-30	High Back Wide Chair Armless	2247	2472	3786	4004	4227	2588	2698	2808	2918	3028	3138	3248	3358	3468	5.5	99	OW	38
		Multiple Upholstery																	
																5.25	95	OH	54
																2	36	SH	17.5
																		SD	20
Steel Base																			
• Standard: Powder Coat (Specify Martin Bratrud Color)																			
• Premium: Polished Stainless Steel (PSS), or Satin Stainless Steel (SSS), add \$375; and Hand Rubbed Steel in Brushed Bronze (BBZ), Oiled Bronze (OBZ), Charcoal (CS) or Black (BS), add \$275																			
ADP QuickShip 15 Program (ADP)																			
																Cartoned Wt. (lbs.)	130		
GSA SIN 711-16																Cartoned Vol. (cu.ft.)	41		
Medinah 1926-30BTB	High Back Wide Chair Back-to-Back Armless	3658	4024	5617	5895	6178	4092	4232	4372	4512	4652	4792	4932	5072	5212	7	126	OW	38
		Multiple Upholstery																	
																6.75	122	OH	54
																3.75	68	SH	17.5
																		SD	20
Steel Base																			
• Standard: Powder Coat (Specify Martin Bratrud Color)																			
• Premium: Polished Stainless Steel (PSS), or Satin Stainless Steel (SSS), add \$425; and Hand Rubbed Steel in Brushed Bronze (BBZ), Oiled Bronze (OBZ), Charcoal (CS) or Black (BS), add \$310																			
ADP QuickShip 15 Program (ADP)																			
																Cartoned Wt. (lbs.)	225		
GSA SIN 711-16																Cartoned Vol. (cu.ft.)	74		



Martin Bratrud Inc.

Style	COM	COL	MB Leather Grade			Fabric Grades									Fabric Yardage	Sq. Ft. Leather	Dimensions		
			A	B	C	1	2	3	4	5	6	7	8	9					
Medinah 1926-68	High Back Sofa Full Arms	3500	3850	7209	7733	8270	4322	4587	4852	5117	5382	5647	5912	6177	6442	13.25	239	OW	68
		Multiple Upholstery																OD	28
		Body, Seat Cushion														13	234	OH	54
		Lumbar Cushion														1.75	32	SH	17.5




Steel Base

- Standard: Powder Coat (Specify Martin Bratrud Color)
- Premium: Polished Stainless Steel (**PSS**), or Satin Stainless Steel (**SSS**), add \$375; and Hand Rubbed Steel in Brushed Bronze (**BBZ**), Oiled Bronze (**OBZ**), Charcoal (**CS**) or Black (**BS**), add \$275

ADP QuickShip 15 Program (ADP)

GSA SIN 711-16 Cartoned Wt. (lbs.) 220
Cartoned Vol. (cu.ft.) 69

Medinah 1926-67	High Back Sofa 1/2 Arms	3223	3545	5952	6338	6733	3828	4023	4218	4413	4608	4803	4998	5193	5388	9.75	176	OW	68
		Multiple Upholstery																OD	28
		Body, Seat Cushion														9.5	171	OH	54
		Lumbar Cushion														1.75	32	SH	17.5




Steel Base

- Standard: Powder Coat (Specify Martin Bratrud Color)
- Premium: Polished Stainless Steel (**PSS**), or Satin Stainless Steel (**SSS**), add \$375; and Hand Rubbed Steel in Brushed Bronze (**BBZ**), Oiled Bronze (**OBZ**), Charcoal (**CS**) or Black (**BS**), add \$275

ADP QuickShip 15 Program (ADP)

GSA SIN 711-16 Cartoned Wt. (lbs.) 205
Cartoned Vol. (cu.ft.) 68

Medinah 1926-61	High Back Sofa 1/2 Arm	3021	3323	5750	6136	6531	3626	3821	4016	4211	4406	4601	4796	4991	5186	9.75	176	OW	64
		Multiple Upholstery																OD	28
		Body, Seat Cushion														9.5	171	OH	54
		Lumbar Cushion														1.75	32	SH	17.5



For identically priced mirrored configuration, specify 1926-63

Steel Base


- Standard: Powder Coat (Specify Martin Bratrud Color)
- Premium: Polished Stainless Steel (**PSS**), or Satin Stainless Steel (**SSS**), add \$375; and Hand Rubbed Steel in Brushed Bronze (**BBZ**), Oiled Bronze (**OBZ**), Charcoal (**CS**) or Black (**BS**), add \$275

ADP QuickShip 15 Program (ADP)

GSA SIN 711-16 Cartoned Wt. (lbs.) 195
Cartoned Vol. (cu.ft.) 69

Martin Bratrud Inc.

Style	COM	COL	MB Leather Grade			Fabric Grades									Fabric Yardage	Sq. Ft. Leather	Dimensions			
			A	B	C	1	2	3	4	5	6	7	8	9						
Medinah 1926-60	High Back		2736	3010	5465	5851	6246	3341	3536	3731	3926	4121	4316	4511	4706	4901	9.75	176	OW	60
	Armless Sofa	Multiple Upholstery																		
		Body, Seat Cushion															9.5	171	OH	54
		Lumbar Cushion															1.75	32	SH	17.5
																			SD	20



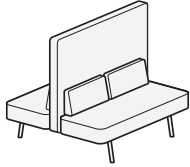
Steel Base

- Standard: Powder Coat (Specify Martin Bratrud Color)
- Premium: Polished Stainless Steel (**PSS**), or Satin Stainless Steel (**SSS**), add \$375; and Hand Rubbed Steel in Brushed Bronze (**BBZ**), Oiled Bronze (**OBZ**), Charcoal (**CS**) or Black (**BS**), add \$275

ADP QuickShip 15 Program (ADP)

GSA SIN 711-16	Cartoned Wt. (lbs.)	192
	Cartoned Vol. (cu.ft.)	65

Medinah 1926-60BTB	High Back	4622	5084	8331	8855	9392	5444	5709	5974	6239	6504	6769	7034	7299	7564	13.25	239	OW	60	
	Armless Sofa	Multiple Upholstery																		
	Back-to-Back	Body, Seat Cushion															13	234	OH	54
		Lumbar Cushion															3.5	63	SH	17.5
																			SD	20



Steel Base


- Standard: Powder Coat (Specify Martin Bratrud Color)
- Premium: Polished Stainless Steel (**PSS**), or Satin Stainless Steel (**SSS**), add \$375; and Hand Rubbed Steel in Brushed Bronze (**BBZ**), Oiled Bronze (**OBZ**), Charcoal (**CS**) or Black (**BS**), add \$275 (Hand Rubbed is Lacquer Sealed)

ADP QuickShip 15 Program (ADP)

GSA SIN 711-16	Cartoned Wt. (lbs.)	280
	Cartoned Vol. (cu.ft.)	116

Martin Bratrud Inc.

Style	COM	COL	MB Leather Grade			Fabric Grades									Fabric Yardage	Sq. Ft. Leather	Dimensions			
			A	B	C	1	2	3	4	5	6	7	8	9						
Medinah 1926-70	High Back	3208	3529	5937	6323	6718	3813	4008	4203	4398	4593	4788	4983	5178	5373	9.75	176	OW	63	
	30° Angled Sofa	Multiple Upholstery																		
	Armless	Body, Seat Cushion															9.5	171	OH	54
		Lumbar Cushion															1.75	32	SH	17.5
																			SD	20




Steel Base

- Standard: Powder Coat (Specify Martin Bratrud Color)
- Premium: Polished Stainless Steel (**PSS**), or Satin Stainless Steel (**SSS**), add \$375; and Hand Rubbed Steel in Brushed Bronze (**BBZ**), Oiled Bronze (**OBZ**), Charcoal (**CS**) or Black (**BS**), add \$275

ADP QuickShip 15 Program (ADP)

GSA SIN 711-16	Cartoned Wt. (lbs.)	215
	Cartoned Vol. (cu.ft.)	92

Medinah 1926-70BTB	High Back	5421	5963	9270	9814	10371	6274	6549	6824	7099	7374	7649	7924	8199	8474	13.75	248	OW	73	
	30° Angled Sofa	Multiple Upholstery																		
	Back-to-Back	Body, Seat Cushion															13.5	243	OH	54
	Armless	Lumbar Cushion															3.5	63	SH	17.5
																			SD	20



Steel Base


- Standard: Powder Coat (Specify Martin Bratrud Color)
- Premium: Polished Stainless Steel (**PSS**), or Satin Stainless Steel (**SSS**), add \$425; and Hand Rubbed Steel in Brushed Bronze (**BBZ**), Oiled Bronze (**OBZ**), Charcoal (**CS**) or Black (**BS**), add \$310

ADP QuickShip 15 Program (ADP)

GSA SIN 711-16	Cartoned Wt. (lbs.)	290
	Cartoned Vol. (cu.ft.)	165

Martin Bratrud Inc.

Style	COM	COL	MB Leather Grade			Fabric Grades			MB Masquerade							Fabric Yardage	Sq. Ft. Leather	Dimensions	
			A	B	C	1	2	3	4	5	6	7	8	9					
Medinah 1926-80	High Back	3354	3689	6083	6469	6864	3959	4154	4349	4544	4739	4934	5129	5324	5519	9.75	176	OW	63
	45° Angled Sofa	Multiple Upholstery																OD	43
	Armless	Body, Seat Cushion															171	OH	54
		Lumbar Cushion														1.75	32	SH	17.5
																		SD	20




Steel Base

- Standard: Powder Coat (Specify Martin Bratrud Color)
- Premium: Polished Stainless Steel (**PSS**), or Satin Stainless Steel (**SSS**), add \$375; and Hand Rubbed Steel in Brushed Bronze (**BBZ**), Oiled Bronze (**OBZ**), Charcoal (**CS**) or Black (**BS**), add \$275

ADP QuickShip 15 Program (ADP)

GSA SIN 711-16 Cartoned Wt. (lbs.) 220
Cartoned Vol. (cu.ft.) 100

Medinah 1926-80BTB	High Back	5668	6235	9517	10061	10618	6521	6796	7071	7346	7621	7896	8171	8446	8721	13.75	248	OW	79
	45° Angled Sofa	Multiple Upholstery																OD	66.5
	Back-to-Back	Body, Seat Cushion														13.5	243	OH	54
	Armless	Lumbar Cushion														3.5	63	SH	17.5
																		SD	20



Steel Base

- Standard: Powder Coat (Specify Martin Bratrud Color)
- Premium: Polished Stainless Steel (**PSS**), or Satin Stainless Steel (**SSS**), add \$425; and Hand Rubbed Steel in Brushed Bronze (**BBZ**), Oiled Bronze (**OBZ**), Charcoal (**CS**) or Black (**BS**), add \$310

ADP QuickShip 15 Program (ADP)

GSA SIN 711-16 Cartoned Wt. (lbs.) 300
Cartoned Vol. (cu.ft.) 187

Martin Bratrud Inc.

Style	COM	COL	MB Leather Grade			Fabric Grades			MB Masquerade							Fabric Yardage	Sq. Ft. Leather	Dimensions	
			A	B	C	1	2	3	4	5	6	7	8	9					
Medinah 1924-18CO	Benches	1287	1416	2057	2166	2277	1458	1513	1568	1623	1678	1733	1788	1843	1898	2.75	50	OW	18
	Round	Multiple Upholstery																OD	18
		Cushion Top														1	18	OH	18
		Base														2	36	SH	18



Tab Loop Standard in Black

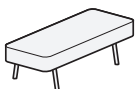
Teflon Coated High Density Sliders as Standard

- Offered: Recessed Casters (**RC**), add \$280

ADP QuickShip 15 Program (ADP)

GSA SIN 711-16 Cartoned Wt. (lbs.)
Cartoned Vol. (cu.ft.) 5

Medinah 1924-50	Benches	1786	1965	2836	2984	3136	2019	2094	2169	2244	2319	2394	2469	2544	2619	3.75	68	OW	60
	Single Seat																	OD	24
																		OH	17.5
																		SH	17.5
																		SD	19



Steel Base

- Standard: Powder Coat (Specify Martin Bratrud Color)
- Premium: Polished Stainless Steel (**PSS**), or Satin Stainless Steel (**SSS**), add \$375; and Hand Rubbed Steel in Brushed Bronze (**BBZ**), Oiled Bronze (**OBZ**), Charcoal (**CS**) or Black (**BS**), add \$275

ADP QuickShip 15 Program (ADP)

GSA SIN 711-16 Cartoned Wt. (lbs.)
Cartoned Vol. (cu.ft.) 20

Style	COM	COL	MB Leather Grade			Fabric Grades			MB Masquerade							Fabric Yardage	Sq. Ft. Leather	Dimensions	
			A	B	C	1	2	3	4	5	6	7	8	9					
Medinah 1924-51	Benches	2192	2411	3242	3390	3542	2425	2500	2575	2650	2725	2800	2875	2950	3025	3.75	68	OW	63
	30° Angled Single Seat																	OD	24
																		OH	17.5
																		SH	17.5
																		SD	19



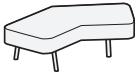
ADP QuickShip 15 Program (ADP)

Steel Base

- Standard: Powder Coat (Specify Martin Bratrud Color)
- Premium: Polished Stainless Steel (**PSS**), or Satin Stainless Steel (**SSS**), add \$375; and Hand Rubbed Steel in Brushed Bronze (**BBZ**), Oiled Bronze (**OBZ**), Charcoal (**CS**) or Black (**BS**), add \$275

GSA SIN 711-16 Cartoned Wt. (lbs.)
Cartoned Vol. (cu.ft.) 21

Medinah 1924-52	Benches	2259	2485	3309	3457	3609	2492	2567	2642	2717	2792	2867	2942	3017	3092	3.75	68	OW	63
	45° Angled Single Seat																	OD	24
																		OH	17.5
																		SH	17.5
																		SD	19



ADP QuickShip 15 Program (ADP)

Steel Base

- Standard: Powder Coat (Specify Martin Bratrud Color)
- Premium: Polished Stainless Steel (**PSS**), or Satin Stainless Steel (**SSS**), add \$375; and Hand Rubbed Steel in Brushed Bronze (**BBZ**), Oiled Bronze (**OBZ**), Charcoal (**CS**) or Black (**BS**), add \$275

GSA SIN 711-16 Cartoned Wt. (lbs.)
Cartoned Vol. (cu.ft.) 21

Medinah Details

Steel Metal Base Finishes

Standard: Powder Coat (Specify Martin Bratrud Color)

[View Powder Coat - Metallics](#)

[View Powder Coat - Neutrals](#)

[View Powder Coat - Color](#)

Custom Powder Coat Finish produced upon receipt of a customer supplied RAL# and fee of \$285 Net with a minimum order of 25.

Premium: Stainless Steel and Hand Rubbed

[View Stainless Steel Premiums](#)

[View Hand Rubbed Steel Premiums](#)

(Hand Rubbed is Lacquer Sealed)

Solid Work Surface

Three Heights: Desk 30" H, Counter 36" H, Communal 42" H

Standard Wood: Ash Plank

No Charge Option: Maple Plank

Premium Wood: Walnut Plank

1.25" Thick with Standard Edge Softened

[View Ash Wood Standard Finishes](#)

[View Maple Wood Standard Finishes](#)

[View Walnut Wood Standard Finishes](#)

Custom Wood Finish produced upon receipt of a customer's approved sample match and fee of \$150 Net for each unique finish per order.

Corian® Standard: Glacier White (**GW**)

Corian® Premium: Concrete (**CNT**) or Carbon (**CCT**)

Solid Surface Options, contact factory.

1.25" Thick with Block Edge 90° only

Standard Martin Bratrud Laminates with Block Edge 90° only

Table Tops

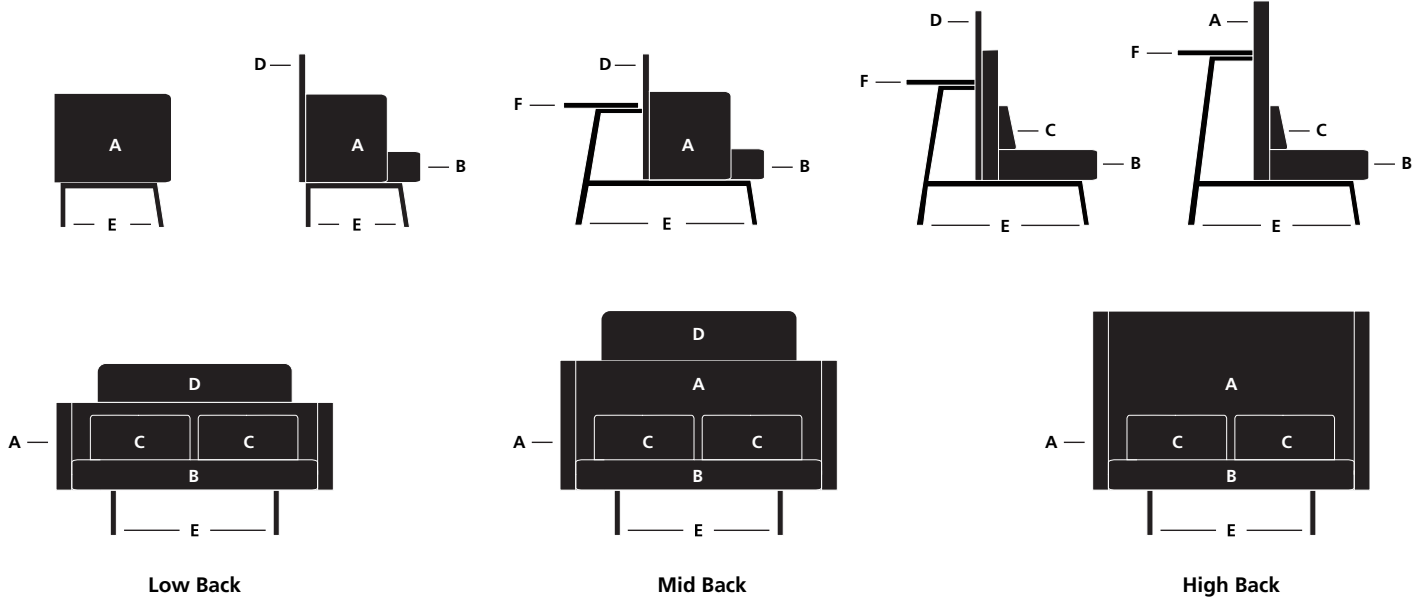
Same details as Solid Work Surface plus: Stone Standard: Carrara Marble or Black Granite with Block Edge 90° only

Medinah Lounge Collection Worksheet

Instructions

It is essential to submit this worksheet and a floor plan so we may provide an accurate price quotation and fabric requirements. Please visit martinbratrud.com/products for a complete online pricing tool for Medinah Lounge chairs.

Worksheet



Section	Fabric / Leather Description	COM / COL Each	Quantity	COM / COL Total Requirements
A. Frame Fabric (Inside and Outside Back and Arms)				
B. Seat Cushion Fabric				
C. Lumbar Fabric				
D. Privacy Panel (Low Back, Mid Back Only)	Low Back <input type="radio"/> Mid Back Height Privacy Panel* <input type="radio"/> High Back Height Privacy Panel*			
	Mid Back <input type="radio"/> High Back Height Privacy Panel			
E. Base Finish (Standard in Powder Coat, please specify color)	<input type="radio"/> Standard Powder Coat <input type="radio"/> Polished Chrome* <input type="radio"/> Brushed Chrome* <input type="radio"/> Hand Rubbed Black* <input type="radio"/> Hand Rubbed Bronze* <input type="radio"/> Hand Rubbed Charcoal*			
F. Work Surface (Bar Height only available for High Backs)	<input type="radio"/> Walnut <input type="radio"/> Oak <input type="radio"/> Maple <input type="radio"/> Laminate <input type="radio"/> Work Height <input type="radio"/> Counter Height <input type="radio"/> Bar Height*			

G. Wood Edge

Please see Medinah Work Surface Edge Options

Martin Bratrud Inc.

Style		COM	COL	MB Leather Grade			Fabric Grades			MB Masquerade					Fabric Yardage	Sq. Ft. Leather	Dimensions				
				A	B	C	1	2	3	4	5	6	7	8					9		
Monument 932-01	Mid Back Chair Arms	2200	2420	3460	3638	3820	2479	2569	2659	2749	2839	2929	3019	3109	3199	4.5	81	OW	29		
																		OD	28		
																		OH	33		
																	SH	18.5			
																	AH	26			
																	SD	20			
																	WBA	22			
																	Wood Legs				
																	• Standard Wood Legs: Solid Ash				
																	• No charge option Wood Legs: Solid Maple				
																	• Premium Wood Legs: Solid Walnut, add \$120				
																	(Specify Martin Bratrud Standard Finish)				
																	Button Option				
																• Standard Inside Back: No Button					
																• Upholstered Button Option (BTN), add \$18					
																Cartoned Wt. (lbs.)	70				
																Cartoned Vol. (cu.ft.)	26				
Monument 932-05	Mid Back Chair Armless	2046	2251	3306	3484	3666	2325	2415	2505	2595	2685	2775	2865	2955	3045	4.5	81	OW	29		
																		OD	28		
																		OH	33		
																	SH	18.5			
																	SD	20			
																	Wood Legs				
																	• Standard Wood Legs: Solid Ash				
																	• No charge option Wood Legs: Solid Maple				
																	• Premium Wood Legs: Solid Walnut, add \$120				
																	(Specify Martin Bratrud Standard Finish)				
																	Button Option				
																	• Standard Inside Back: No Button				
																	• Upholstered Button Option (BTN), add \$18				
																Cartoned Wt. (lbs.)	65				
																Cartoned Vol. (cu.ft.)	26				
Monument 932-06LAF	Mid Back Chair Arm LAF	2129	2342	3529	3727	3929	2439	2539	2639	2739	2839	2939	3039	3139	3239	5	90	OW	29		
																		OD	28		
																		OH	33		
																	SH	18.5			
																	AH	26			
																	SD	20			
																	Model 932-06RAF for RAF Arm				
																	Wood Legs				
																	• Standard Wood Legs: Solid Ash				
																	• No charge option Wood Legs: Solid Maple				
																	• Premium Wood Legs: Solid Walnut, add \$120				
																	(Specify Martin Bratrud Standard Finish)				
																	Button Option				
																• Standard Inside Back: No Button					
																• Upholstered Button Option (BTN), add \$18					
																Cartoned Wt. (lbs.)	70				
																Cartoned Vol. (cu.ft.)	26				
Monument 932-07RAF	Mid Back Chair Arm RAF	2129	2342	3529	3727	3929	2439	2539	2639	2739	2839	2939	3039	3139	3239	5	90	OW	29		
																		OD	28		
																		OH	33		
																	SH	18.5			
																	AH	26			
																	SD	20			
																	Standard in fully upholstered base and wood legs				
																	Available with button (BTN), add \$18				
																	Cartoned Wt. (lbs.)	70			
																	Cartoned Vol. (cu.ft.)	26			

Martin Bratrud Inc.

Style		COM	COL	MB Leather Grade			Fabric Grades			MB Masquerade					Fabric Yardage	Sq. Ft. Leather	Dimensions		
				A	B	C	1	2	3	4	5	6	7	8					9
Monument 932-58	Mid Back Sofa Arms	3497	3847	6016	6373	6737	4055	4235	4415	4595	4775	4955	5135	5315	5495	9	162	OW	58
																		OD	28
																		OH	33
																		SH	18.5
																		AH	26
																		SD	20
																		WBA	54
																		Wood Legs	
																		<ul style="list-style-type: none"> Standard Wood Legs: Solid Ash No charge option Wood Legs: Solid Maple Premium Wood Legs: Solid Walnut, add \$120 (Specify Martin Bratrud Standard Finish)	
																		Button Option	
																<ul style="list-style-type: none"> Standard Inside Back: No Button Upholstered Button Option (BTN), add \$36 			
																Cartoned Wt. (lbs.)	140		
																Cartoned Vol. (cu.ft.)	51		
Monument 932-58NA	Mid Back Sofa Armless	3344	3678	5863	6220	6584	3902	4082	4262	4442	4622	4802	4982	5162	5342	9	162	OW	58
																		OD	28
																		OH	33
																		SH	18.5
																		SD	20
																		Wood Legs	
																		<ul style="list-style-type: none"> Standard Wood Legs: Solid Ash No charge option Wood Legs: Solid Maple Premium Wood Legs: Solid Walnut, add \$120 (Specify Martin Bratrud Standard Finish)	
																		Button Option	
																		<ul style="list-style-type: none"> Standard Inside Back: No Button Upholstered Button Option (BTN), add \$18 	
																		Cartoned Wt. (lbs.)	140
																Cartoned Vol. (cu.ft.)	51		
Monument 932-87	Mid Back Sofa Arms	4774	5251	8413	8928	9454	5580	5840	6100	6360	6620	6880	7140	7400	7660	13	234	OW	87
																		OD	28
																		OH	33
																		SH	18.5
																		AH	26
																		SD	20
																		WBA	81
																		Wood Legs	
																		<ul style="list-style-type: none"> Standard Wood Legs: Solid Ash No charge option Wood Legs: Solid Maple Premium Wood Legs: Solid Walnut, add \$120 (Specify Martin Bratrud Standard Finish)	
																		Button Option	
																<ul style="list-style-type: none"> Standard Inside Back: No Button Upholstered Button Option (BTN), add \$54 			
																Cartoned Wt. (lbs.)	705		
																Cartoned Vol. (cu.ft.)	464		
Monument 932-87NA	Mid Back Sofa Armless	4466	4913	8105	8620	9146	5272	5532	5792	6052	6312	6572	6832	7092	7352	13	234	OW	87
																		OD	28
																		OH	33
																		SH	18.5
																		AH	26
																		SD	20
																		WBA	81
																		Wood Legs	
																		<ul style="list-style-type: none"> Standard Wood Legs: Solid Ash No charge option Wood Legs: Solid Maple Premium Wood Legs: Solid Walnut, add \$120 (Specify Martin Bratrud Standard Finish)	
																		Button Option	
																<ul style="list-style-type: none"> Standard Inside Back: No Button Upholstered Button Option (BTN), add \$54 			
																Cartoned Wt. (lbs.)	185		
																Cartoned Vol. (cu.ft.)	73		





Martin Bratrud Inc.

Style		COM	COL	MB Leather Grade			Fabric Grades			MB Masquerade					Fabric Yardage	Sq. Ft. Leather	Dimensions	
				A	B	C	1	2	3	4	5	6	7	8				
Monument 933-01	High Back Chair Arms	2386	2625	4135	4383	4636	2774	2899	3024	3149	3274	3399	3524	3649	3774	6.25	113	OW 29 OD 29 OH 43 SH 18.5 AH 26 SD 20 WBA 24
	Wood Legs																	
	• Standard Wood Legs: Solid Ash																	
	• No charge option Wood Legs: Solid Maple																	
	• Premium Wood Legs: Solid Walnut, add \$120																	
	(Specify Martin Bratrud Standard Finish)																	
	Button Option																	
	• Standard Inside Back: No Button																	
	• Upholstered Button Option (BTN), add \$18																	
																Cartoned Wt. (lbs.)	73	
																Cartoned Vol. (cu.ft.)	27	
Monument 933-05	High Back Chair Armless	2235	2459	3704	3912	4125	2561	2666	2771	2876	2981	3086	3191	3296	3401	5.25	95	OW 29 OD 29 OH 43 SH 18.5 SD 20
	Wood Legs																	
	• Standard Wood Legs: Solid Ash																	
	• No charge option Wood Legs: Solid Maple																	
	• Premium Wood Legs: Solid Walnut, add \$120																	
	(Specify Martin Bratrud Standard Finish)																	
	Button Option																	
	• Standard Inside Back: No Button																	
	• Upholstered Button Option (BTN), add \$18																	
																Cartoned Wt. (lbs.)	70	
																Cartoned Vol. (cu.ft.)	27	
Monument 933-06LAF	High Back Chair Arm LAF	2337	2571	3946	4174	4407	2694	2809	2924	3039	3154	3269	3384	3499	3614	5.75	104	OW 29 OD 29 OH 43 SH 18.5 AH 26 SD 20
	Model 933-06RAF for RAF Arm																	
	Wood Legs																	
	• Standard Wood Legs: Solid Ash																	
	• No charge option Wood Legs: Solid Maple																	
	• Premium Wood Legs: Solid Walnut, add \$120																	
	(Specify Martin Bratrud Standard Finish)																	
	Button Option																	
	• Standard Inside Back: No Button																	
	• Upholstered Button Option (BTN), add \$18																	
																Cartoned Wt. (lbs.)	73	
																Cartoned Vol. (cu.ft.)	27	
Monument 933-07RAF	High Back Chair Arm RAF	2337	2571	3946	4174	4407	2694	2809	2924	3039	3154	3269	3384	3499	3614	5.75	104	OW 29 OD 29 OH 43 SH 18.5 AH 26 SD 20
	Standard in fully upholstered base and wood legs																	
	Available with button (BTN), add \$18																	
																Cartoned Wt. (lbs.)	73	
																Cartoned Vol. (cu.ft.)	27	





Martin Bratrud Inc.

Style		COM	COL	MB Leather Grade			Fabric Grades			MB Masquerade					Fabric Yardage	Sq. Ft. Leather	Dimensions		
				A	B	C	1	2	3	4	5	6	7	8					9
Monument 933-58	High Back Sofa Arms	3894	4283	6973	7409	7854	4576	4796	5016	5236	5456	5676	5896	6116	6336	11	198	OW	58
																		OD	28
																		OH	43
																		SH	18.5
																		AH	26
																		SD	20
																		WBA	54
																		Wood Legs	
																		• Standard Wood Legs: Solid Ash	
																		• No charge option Wood Legs: Solid Maple	
																		• Premium Wood Legs: Solid Walnut, add \$120	
																		(Specify Martin Bratrud Standard Finish)	
																		Button Option	
																		• Standard Inside Back: No Button	
																		• Upholstered Button Option (BTN), add \$36	
																Cartoned Wt. (lbs.)	150		
																Cartoned Vol. (cu.ft.)	53		
Monument 933-58NA	High Back Sofa Armless	3743	4117	6822	7258	7703	4425	4645	4865	5085	5305	5525	5745	5965	6185	11	198	OW	58
																		OD	28
																		OH	43
																		SH	18.5
																		SD	20
																		WBA	54
																		Wood Legs	
																		• Standard Wood Legs: Solid Ash	
																		• No charge option Wood Legs: Solid Maple	
																		• Premium Wood Legs: Solid Walnut, add \$120	
																		(Specify Martin Bratrud Standard Finish)	
																		Button Option	
																		• Standard Inside Back: No Button	
																		• Upholstered Button Option (BTN), add \$18	
																Cartoned Wt. (lbs.)	150		
																Cartoned Vol. (cu.ft.)	53		
Monument 933-87	High Back Sofa Arms	5086	5595	9424	10038	10666	6047	6357	6667	6977	7287	7597	7907	8217	8527	15.5	279	OW	87
																		OD	29
																		OH	43
																		SH	18.5
																		AH	26
																		SD	20
																		WBA	81
																		Wood Legs	
																		• Standard Wood Legs: Solid Ash	
																		• No charge option Wood Legs: Solid Maple	
																		• Premium Wood Legs: Solid Walnut, add \$120	
																		(Specify Martin Bratrud Standard Finish)	
																		Button Option	
																		• Standard Inside Back: No Button	
																		• Upholstered Button Option (BTN), add \$54	
																Cartoned Wt. (lbs.)	195		
																Cartoned Vol. (cu.ft.)	75		
Monument 933-87NA	High Back Sofa Armless	4784	5262	9122	9736	10364	5745	6055	6365	6675	6985	7295	7605	7915	8225	15.5	279	OW	87
																		OD	29
																		OH	43
																		SH	18.5
																		SD	20
																		WBA	81
																		Wood Legs	
																		• Standard Wood Legs: Solid Ash	
																		• No charge option Wood Legs: Solid Maple	
																		• Premium Wood Legs: Solid Walnut, add \$120	
																		(Specify Martin Bratrud Standard Finish)	
																		Button Option	
																		• Standard Inside Back: No Button	
																		• Upholstered Button Option (BTN), add \$54	
																Cartoned Wt. (lbs.)	195		
																Cartoned Vol. (cu.ft.)	75		



Martin Brattrud Inc.

Style		MB Leather Grade			Fabric Grades			MB Masquerade									Fabric Yardage	Sq. Ft. Leather	Dimensions		
		COM	COL	A	B	C	1	2	3	4	5	6	7	8	9						
Occhio 640-01	Chairs	3016	3318	3926	4054	4186	3218	3283	3348	3413	3478	3543	3608	3673	3738	3.25	59	OW	27.5		
	Armless Upholstered Back	Multiple Upholstery Seat, Inside and Outside Back Back Cushion													2.25	41	OH	31.5			
Standard with attached back cushion. Available with loose back cushion.																1	18	SH	17.5		
Exposed Wood is standard in Maple. Specify Martin Brattrud wood finish.																		SD	21.5		
GSA SIN NOC																Cartoned Wt. (lbs.)		67	Cartoned Vol. (cu.ft.)		22
Occhio 640-01W	Chairs	3305	3636	4215	4343	4475	3507	3572	3637	3702	3767	3832	3897	3962	4027	3.25	59	OW	27.5		
	Armless Wood Grid Back	Multiple Upholstery Seat, Inside and Outside Back Back Cushion													2.25	41	OH	31.5			
Standard with attached back cushion. Available with loose back cushion.																1	18	SH	16.5		
Exposed Wood standard in Maple. Specify Martin Brattrud wood finish.																		SD	21.5		
GSA SIN NOC																Cartoned Wt. (lbs.)		68	Cartoned Vol. (cu.ft.)		22
Occhio 640-03	Chairs	3226	3549	4136	4264	4396	3428	3493	3558	3623	3688	3753	3818	3883	3948	3.25	59	OW	31		
	Arm Upholstered Back	Multiple Upholstery Seat, Inside and Outside Back Back Cushion													2.25	41	OH	31.5			
Standard with attached back cushion. Available with loose back cushion.																1	18	SH	16.5		
Exposed Wood standard in Maple. Specify Martin Brattrud wood finish.																		AH	21		
GSA SIN NOC																Cartoned Wt. (lbs.)		75	Cartoned Vol. (cu.ft.)		22
Occhio 640-03W	Chairs	3491	3840	4401	4529	4661	3693	3758	3823	3888	3953	4018	4083	4148	4213	3.25	59	OW	31		
	Arm Wood Grid Back	Multiple Upholstery Seat, Inside and Outside Back Back Cushion													2.25	41	OH	31.5			
Standard with attached back cushion. Available with loose back cushion.																1	18	SH	16.5		
Exposed wood tandard in Maple. Specify Martin Brattrud wood finish.																		AH	21		
GSA SIN NOC																Cartoned Wt. (lbs.)		78	Cartoned Vol. (cu.ft.)		22

Martin Brattrud Inc.

Style	COM	COL	MB Leather Grade			Fabric Grades									Fabric Yardage	Sq. Ft. Leather	Dimensions		
			A	B	C	1	2	3	4	5	6	7	8	9					
Occhio 640-02	Ottomans	1744	1918	2164	2223	2284	1837	1867	1897	1927	1957	1987	2017	2047	2077	1.5	27	OW	28
Exposed Wood standard in Maple. Specify Martin Brattrud wood finish.																			
																			
															Cartoned Wt. (lbs.)	38			
															Cartoned Vol. (cu.ft.)	9			
GSA SIN NOC																			
Occhio 640-60	Sofas	5489	6038	7728	8045	8369	5985	6145	6305	6465	6625	6785	6945	7105	7265	8	144	OW	60
60" Sofa Multiple Upholstery																			
Armless Seat, Inside and Outside Back																			
Upholstered Back Cushions																			
Back Standard with attached back cushion.																			
Exposed Wood standard in Maple. Specify Martin Brattrud wood finish.																			
																			
															Cartoned Wt. (lbs.)	129			
															Cartoned Vol. (cu.ft.)	39			
GSA SIN NOC																			
Occhio 640-62	Sofas	5809	6390	8048	8365	8689	6305	6465	6625	6785	6945	7105	7265	7425	7585	8	144	OW	62
62" Sofa Multiple Upholstery																			
Arm Seat, Inside and Outside Back																			
Upholstered Back Cushions																			
Back Standard with attached back cushion.																			
Exposed Wood standard in Maple. Specify Martin Brattrud wood finish.																			
																			
															Cartoned Wt. (lbs.)	137			
															Cartoned Vol. (cu.ft.)	40			
GSA SIN NOC																			
Occhio 640-58CW	58" Chaise	4840	5324	6240	6438	6640	5150	5250	5350	5450	5550	5650	5750	5850	5950	5	90	OW	58
Armless Standard with attached back cushions.																			
Wood Grid Back Available with upholstered back, deduct (\$150) (640-58C) .																			
Exposed wood standard in Maple. Specify Martin Brattrud wood finish.																			
																			
															Cartoned Wt. (lbs.)	134			
															Cartoned Vol. (cu.ft.)	40			
GSA SIN NOC																			

Martin Brattrud Inc.

Style		COM	COL	MB Leather Grade			Fabric Grades			MB Masquerade					Fabric Yardage	Sq. Ft. Leather	Dimensions	
				A	B	C	1	2	3	4	5	6	7	8				
Occhio 640-48B	Benches 48" Bench	2270	2497	3110	3229	3350	2456	2516	2576	2636	2696	2756	2816	2876	2936	3	54	OW 48 OD 28 OH 16.5 SH 16.5
Exposed Wood standard in Maple. Specify Martin Brattrud wood finish.																		
																Cartoned Wt. (lbs.) 65		Cartoned Vol. (cu.ft.) 16
GSA SIN NOC																		
Occhio 640-60B	Benches 60" Bench	2457	2703	3297	3416	3537	2643	2703	2763	2823	2883	2943	3003	3063	3123	3	54	OW 60 OD 28 OH 16.5
Exposed Wood standard in Maple. Specify Martin Brattrud wood finish.																		
																Cartoned Wt. (lbs.) 84		Cartoned Vol. (cu.ft.) 19
GSA SIN NOC																		

Martin Brattrud Inc.

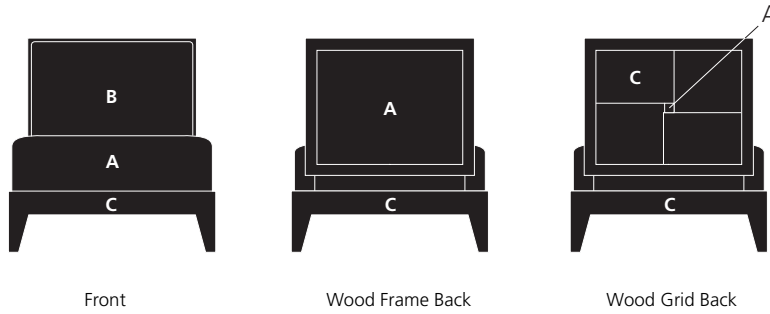
Style		COM	COL	MB Leather Grade			Fabric Grades			MB Masquerade						Fabric Yardage	Sq. Ft. Leather	Dimensions	
				A	B	C	1	2	3	4	5	6	7	8	9				
Occhio 640-60B	Benches 60" Bench	2457	2703	3297	3416	3537	2643	2703	2763	2823	2883	2943	3003	3063	3123	3	54	OW 60 OD 28 OH 16.5	
		Exposed Wood standard in Maple. Specify Martin Brattrud wood finish.																	
																Cartoned Wt. (lbs.)		84	
GSA SIN NOC																Cartoned Vol. (cu.ft.)		19	
Occhio 640-48B	Benches 48" Bench	2270	2497	3110	3229	3350	2456	2516	2576	2636	2696	2756	2816	2876	2936	3	54	OW 48 OD 28 OH 16.5 SH 16.5	
		Exposed Wood standard in Maple. Specify Martin Brattrud wood finish.																	
																Cartoned Wt. (lbs.)		65	
GSA SIN NOC																Cartoned Vol. (cu.ft.)		16	
Occhio 640-02	Ottomans	1744	1918	2164	2223	2284	1837	1867	1897	1927	1957	1987	2017	2047	2077	1.5	27	OW 28 OD 28 OH 16.5 SH 16.5	
		Exposed Wood standard in Maple. Specify Martin Brattrud wood finish.																	
																Cartoned Wt. (lbs.)		38	
GSA SIN NOC																Cartoned Vol. (cu.ft.)		9	



Occhio Lounge Collection Worksheet

Instructions

Please submit this worksheet for Martin Bratrud to process an accurate price quote. This form should accompany your purchase order to ensure that production specifications and proper applications of fabrics/leathers are met to your standards. Please attach a floor plan for orders of more than ten (10) lounge chairs. Contact customer service for more information.



Section	Fabric / Leather Description	COM/COL Each	Quantity	COM / COL Total Requirements
A. Seat, Inside, and Outside Back				
B. Back Cushion Standard as attached				
C. Wood Grid or Wood Frame Eye of grid in same COM / COL inside / outside back as Standard in maple seat and inside back	<p>Wood Finishes</p> <p><input type="radio"/> A1 Natural Maple <input type="radio"/> A4 Medium Cherry <input type="radio"/> A7 Light Walnut <input type="radio"/> A11 Dark Walnut*</p> <p><input type="radio"/> A2 Honey Maple <input type="radio"/> A5 Cherry <input type="radio"/> A8 Mahogany <input type="radio"/> Custom</p> <p><input type="radio"/> A3 Light Cherry <input type="radio"/> A6 Dark Cherry <input type="radio"/> A9 Ebony</p>			

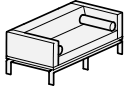
*Additional fees apply. Contact factory for more information.

Martin Brattrud Inc.

Style		COM COL		MB Leather Grade			Fabric Grades			MB Masquerade					Fabric Yardage	Sq. Ft. Leather	Dimensions		
				A	B	C	1	2	3	4	5	6	7	8			9		
One 630-01	Low Back Chair Tight Back Arms	3529	3882	4649	4807	4969	3777	3857	3937	4017	4097	4177	4257	4337	4417	4	72	OW	33
		<p>Base Standard: Powder Coat (PC)</p> <ul style="list-style-type: none"> Premium: Polished Chrome (PC) or Brushed Chrome (BC), add \$100 (Specify Martin Brattrud color or finish) <p>Platform Standard: Powder Coat or Ash Veneer</p> <ul style="list-style-type: none"> Premium: Polished Chrome (PC), Brushed Chrome (BC), Ash or Maple Veneer, add \$60 (Specify Martin Brattrud color or finish) <p>Seat Height Standard 15.5"</p> <ul style="list-style-type: none"> Option to raise seat height to 17.5", add \$40 																	
																Cartoned Wt. (lbs.)	160		
																Cartoned Vol. (cu.ft.)	20		
One 630-02	Low Back Chair Attached Back Arms	3626	3989	5026	5224	5426	3936	4036	4136	4236	4336	4436	4536	4636	4736	5	90	OW	33
		<p>Multiple Upholstery</p> <p>Body</p> <p>Back Cushion</p> <p>Base Standard: Powder Coat (PC)</p> <ul style="list-style-type: none"> Premium: Polished Chrome (PC), Brushed Chrome (BC), or Ash Veneer add \$60 (Specify Martin Brattrud color or finish) <p>Platform Standard: Powder Coat or Ash Veneer</p> <ul style="list-style-type: none"> Premium: Polished Chrome (PC), Brushed Chrome (BC), Ash or Maple Veneer, add \$60 (Specify Martin Brattrud color or finish) <p>Seat Height Standard 15.5"</p> <ul style="list-style-type: none"> Option to raise seat height to 17.5", add \$40 																	
																Cartoned Wt. (lbs.)	162		
																Cartoned Vol. (cu.ft.)	20		
One 630-03T	Low Back Chair Armless Tight Back	3388	3727	4438	4586	4738	3621	3696	3771	3846	3921	3996	4071	4146	4221	3.75	68	OW	33
		<p>Base Standard: Powder Coat (PC)</p> <ul style="list-style-type: none"> Premium: Polished Chrome (PC) or Brushed Chrome (BC), add \$100 (Specify Martin Brattrud color or finish) <p>Platform Standard: Powder Coat or Ash Veneer</p> <ul style="list-style-type: none"> Premium: Polished Chrome (PC), Brushed Chrome (BC), Ash or Maple Veneer, add \$60 (Specify Martin Brattrud color or finish) <p>Seat Height Standard 15.5"</p> <ul style="list-style-type: none"> Option to raise seat height to 17.5", add \$40 <p>Standard as Tight Back</p> <ul style="list-style-type: none"> For an Attached Back Cushion, add \$100 and 1.25 yds 																	
																Cartoned Wt. (lbs.)	154		
																Cartoned Vol. (cu.ft.)	20		

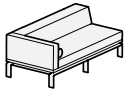


Style		MB Leather Grade			Fabric Grades									Fabric Yardage	Sq. Ft. Leather	Dimensions			
		COM	COL	A	B	C	1	2	3	4	5	6	7					8	9
One 630-66T	Low Back	6809	7490	9328	9685	10049	7367	7547	7727	7907	8087	8267	8447	8627	8807	9	162	OW	66
	Sofa	Multiple Upholstery																	
	Tight Back	Body														8	144	OH	25
	Bolsters	Bolsters														1	18	SH	15.5
	Arms																	AH	25
		Base Standard: Powder Coat (PC)																SD	21.5
		• Premium: Polished Chrome (PC) or Brushed Chrome (BC), add \$200																WBA	56
		(Specify Martin Bratrud color or finish)																	
		Platform Standard: Powder Coat or Ash Veneer																	
		• Premium: Polished Chrome (PC), Brushed Chrome (BC), Ash or Maple Veneer, add \$120																	
		(Specify Martin Bratrud color or finish)																	
		Seat Height Standard 15.5".																	
		• Option to raise seat height to 17.5", add \$80																	
		Standard as Tight Back																	
		• For an Attached Back Cushions, add \$200 and 2 yds																	
																Cartoned Wt. (lbs.)	312		
																Cartoned Vol. (cu.ft.)	41		




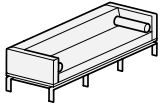
GSA SIN 711-16

One 630-66CTLAF	Low Back	6705	7376	8804	9101	9405	7170	7320	7470	7620	7770	7920	8070	8220	8370	7.5	135	OW	66
	Chaise	Multiple Upholstery																	
	Tight Back.	Body														7	126	OH	25
	Bolster	Bolster														.75	14	SH	15.5
	Arm																	AH	25
		For identically priced mirrored configuration, specify 630-66CTRAF																	
		Base Standard: Powder Coat (PC)																	
		• Premium: Polished Chrome (PC) or Brushed Chrome (BC) add \$200																	
		(Specify Martin Bratrud color or finish)																	
		Platform Standard: Powder Coat or Ash Veneer																	
		• Premium: Polished Chrome (PC), Brushed Chrome (BC), Ash or Maple Veneer, add \$120																	
		(Specify Martin Bratrud color or finish)																	
		Seat Height Standard 15.5".																	
		• Option to raise seat height to 17.5", add \$80																	
		Standard as Tight Back																	
		• For an Attached Back Cushions, add \$200 and 2 yds																	
																Cartoned Wt. (lbs.)	437		
																Cartoned Vol. (cu.ft.)	64		



GSA SIN 711-16

Style		MB Leather Grade			Fabric Grades			MB Masquerade									Fabric Yardage	Sq. Ft. Leather	Dimensions	
		COM	COL	A	B	C	1	2	3	4	5	6	7	8	9					
One 630-99T	Low Back	9260	10186	12339	12775	13220	9942	10162	10382	10602	10822	11042	11262	11482	11702	11	198	OW	99	
	Sofa	Multiple Upholstery																OD	33	
	Tight Back	Body														10	180	OH	25	
	Bolsters	Bolster														1	18	SH	15.5	
	Arms																	AH	25	
	Base Standard: Powder Coat (PC)																			
	• Premium: Polished Chrome (PC) or Brushed Chrome (BC), add \$290 (Specify Martin Bratrud color or finish)																			
																				
	Platform Standard: Powder Coat or Ash Veneer																			
	• Premium: Polished Chrome (PC), Brushed Chrome (BC), Ash or Maple Veneer, add \$180 (Specify Martin Bratrud color or finish)																			
Seat Height Standard 15.5".																				
• Option to raise seat height to 17.5", add \$120																				
Standard as Tight Back																				
• For an Attached Back Cushion, add \$300 and 3 yds																				
															Cartoned Wt. (lbs.)	482				
GSA SIN 711-16															Cartoned Vol. (cu.ft.)	64				
		0	0	0	0	0	0	0	0	0	0	0	0	0	0	0	0	0	0	



GSA SIN 711-16

Style		COM COL		MB Leather Grade			Fabric Grades			MB Masquerade									Fabric Yardage	Sq. Ft. Leather	Dimensions	
		A	B	C	1	2	3	4	5	6	7	8	9	OW	OD							
One	Low Back	8980	9878	11079	11376	11680	9445	9595	9745	9895	10045	10195	10345	10495	10645	7.5	135	OW	99			
631-99CTLAF	Sofa																	OD	33			
	Tight Back																	OH	25			
	Bolster																	SH	15.5			
	Table																	SD	21.5			
	Arm																					

For identically priced mirrored configuration, specify 630-99CTRAF

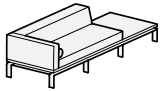


Base Standard: Powder Coat (PC)

- Premium: Polished Chrome (PC) or Brushed Chrome (BC), add \$290 (Specify Martin Bratrud color or finish)

Platform Standard: Powder Coat or Ash Veneer

- Premium: Polished Chrome (PC), Brushed Chrome (BC), Ash or Maple Veneer, add \$180 (Specify Martin Bratrud color or finish)
- Premium: Metal Platform with Inset Table of Ash or Maple Veneer, add \$200
- Premium: Metal Platform with Inset Table of Black Granite, Carrara Marble or Glass, add \$500



Seat Height Standard 15.5"

- Option to raise seat height to 17.5", add \$120

Standard as Tight Back

- For an Attached Back Cushions, add \$200 and 2 yds

GSA SIN 711-16

Cartoned Wt. (lbs.) 430
Cartoned Vol. (cu.ft.) 64

One	Low Back	9232	10155	12031	12427	12832	9852	10052	10252	10452	10652	10852	11052	11252	11452	10	180	OW	99
631-99BT	Sofa																	OD	33
	Bridge Table																	OH	25
	Bolsters																	SH	15.5
	Arms																	AH	25
																		SD	21.5

Multiple Upholstery

Body

2 Bolsters

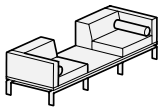
Base Standard: Powder Coat (PC)

- Premium: Polished Chrome (PC) or Brushed Chrome (BC), add \$290 (Specify Martin Bratrud color or finish)



Platform Standard: Powder Coat or Ash Veneer

- Premium: Polished Chrome (PC), Brushed Chrome (BC), Ash or Maple Veneer, add \$180 (Specify Martin Bratrud color or finish)
- Premium: Metal Platform with Inset Table of Ash or Maple Veneer, add \$200
- Premium: Metal Platform with Inset Table of Black Granite, Carrara Marble or Glass, add \$500



Seat Height Standard 15.5"

- Option to raise seat height to 17.5", add \$120

Standard as Tight Back

- For an Attached Back Cushions, add \$200 and 2 yds

GSA SIN 711-16

Cartoned Wt. (lbs.) 442
Cartoned Vol. (cu.ft.) 64

Martin Bratrud Inc.

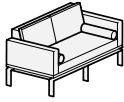
Style	Description	MB Leather Grade			Fabric Grades									MB Masquerade	Fabric Yardage	Sq. Ft. Leather	Dimensions		
		COM	COL	A	B	C	1	2	3	4	5	6	7						8
One 633-01	High Back Chair Arms	3591	3950	5060	5268	5481	3917	4022	4127	4232	4337	4442	4547	4652	4757	5.25	95	OW	33
		Multiple Upholstery														4.5	81	OH	33.5
		Body														1	18	SH	17.5
		Back Cushions																AH	27
		Base Standard: Powder Coat (PC)																SD	22.5
		• Premium: Polished Chrome (PC) or Brushed Chrome (BC), add \$100 (Specify Martin Bratrud color or finish)																WBA	23
		Platform Standard: Powder Coat or Ash Veneer																	
		• Premium: Polished Chrome (PC), Brushed Chrome (BC), Ash or Maple Veneer, add \$60 (Specify Martin Bratrud color or finish)																	
		Seat Height Standard 17.5".																	
		• Option to lower seat height to 15.5", add \$40																	
															Cartoned Wt. (lbs.)	176			
GSA SIN 711-16															Cartoned Vol. (cu.ft.)	28			



One 633-03	High Back Chair Armless Attached Cushion	3449	3794	4779	4967	5159	3744	3839	3934	4029	4124	4219	4314	4409	4504	4.75	86	OW	33
		Multiple Upholstery														4.5	81	OH	33.5
		Body														1	18	SH	17.5
		Back Cushions																SD	20.5
		Base Standard: Powder Coat (PC)																	
		• Premium: Polished Chrome (PC) or Brushed Chrome (BC), add \$100 (Specify Martin Bratrud color or finish)																	
		Platform Standard: Powder Coat or Ash Veneer																	
		• Premium: Polished Chrome (PC) or Brushed Chrome (BC) or Maple Veneer, add \$60 (Specify Martin Bratrud color or finish)																	
		Seat Height Standard 17.5".																	
		• Option to lower seat height to 15.5", add \$40																	
															Cartoned Wt. (lbs.)	170			
GSA SIN 711-16															Cartoned Vol. (cu.ft.)	28			




Style		MB Leather Grade			Fabric Grades			MB Masquerade									Fabric Yardage	Sq. Ft. Leather	Dimensions	
		COM	COL	A	B	C	1	2	3	4	5	6	7	8	9					
One 633-66	High Back	6912	7603	9991	10427	10872	7594	7814	8034	8254	8474	8694	8914	9134	9354	11	198	OW	66	
	Sofa	Multiple Upholstery																		
	Bolsters	Body														8.5	153	OH	33.5	
	Arm	Back Cushions														2	36	SH	17.5	
		Bolsters														1	18	AH	27	
																		SD	20.5	
		Base Standard: Powder Coat (PC)																		
		• Premium: Polished Chrome (PC) or Brushed Chrome (BC), add \$200 (Specify Martin Bratrud color or finish)																		
		Platform Standard: Powder Coat or Ash Veneer																		
		• Premium: Polished Chrome (PC), Brushed Chrome (BC), Ash or Maple Veneer, add \$120 (Specify Martin Bratrud color or finish)																		
		Seat Height Standard 17.5".																		
		• Option to lower seat height to 15.5", add \$80																		
																Cartoned Wt. (lbs.)	348			
																Cartoned Vol. (cu.ft.)	49			



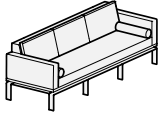
GSA SIN 711-16

One 633-66CLAF	High Back	6795	7475	9594	9990	10395	7415	7615	7815	8015	8215	8415	8615	8815	9015	10	180	OW	66
	Chaise	Multiple Upholstery																	
	Bolster	Body														8.5	153	OH	33.5
	Arm	Back Cushions														2	36	SH	17.5
		Bolster														.75	14	AH	27
		For identically priced mirrored configuration, specify 633-66CRAF																	
		Base Standard: Powder Coat (PC)																	
		• Premium: Polished Chrome (PC) or Brushed Chrome (BC), add \$200 (Specify Martin Bratrud color or finish)																	
		Platform Standard: Powder Coat or Ash Veneer																	
		• Premium: Polished Chrome (PC), Brushed Chrome (BC), Ash or Maple Veneer, add \$120 (Specify Martin Bratrud color or finish)																	
		Seat Height Standard 17.5".																	
		• Option to lower seat height to 15.5", add \$40																	
																Cartoned Wt. (lbs.)	473		
																Cartoned Vol. (cu.ft.)	49		



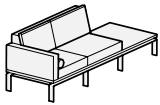
GSA SIN 711-16

Style		MB Leather Grade			Fabric Grades							MB Masquerade	Fabric Yardage	Sq. Ft. Leather	Dimensions					
		COM	COL	A	B	C	1	2	3	4	5					6	7	8	9	
One 633-99	High Back	9485	10434	13684	14278	14885	10415	10715	11015	11315	11615	11915	12215	12515	12815	15	270	OW	99	
	Sofa	Multiple Upholstery																		
	Bolsters	Body														11.5	207	OH	33.5	
	Arms	Back Cushions														2.75	50	SH	17.5	
		Bolsters														1	18	AH	27	
		Base Standard: Powder Coat (PC)																		
		• Premium: Polished Chrome (PC) or Brushed Chrome (BC), add \$290																		
		(Specify Martin Bratrud color or finish)																		
		Platform Standard: Powder Coat or Ash Veneer																		
		• Premium: Polished Chrome (PC), Brushed Chrome (BC), Ash or Maple Veneer, add \$180																		
	(Specify Martin Bratrud color or finish)																			



GSA SIN 711-16 Cartoned Wt. (lbs.) 536
Cartoned Vol. (cu.ft.) 78

One 634-99CLAF	High Back	9438	10382	12237	12633	13038	10058	10258	10458	10658	10858	11058	11258	11458	11658	10	180	OW	99
	Chaise	Multiple Upholstery																	
	Table	Body														8.5	153	OH	33.5
	Bolster	Back Cushions														2	36	SH	17.5
	Arm	Bolster														1	18	AH	27



For identically priced mirrored configuration, specify 634-99CRAF

Base Standard: Powder Coat (PC)

- Premium: Polished Chrome (PC) or Brushed Chrome (BC), add \$290
- (Specify Martin Bratrud color or finish)

Platform Standard: Powder Coat or Ash Veneer


- Premium: Polished Chrome (PC), Brushed Chrome (BC), Ash or Maple Veneer, add \$180
- (Specify Martin Bratrud color or finish)
- Premium: Metal Platform with Inset Table of Ash or Maple Veneer, add \$200
- Premium: Metal Platform with Inset Table of Black Granite, Carrara Marble or Glass, add \$500

Seat Height Standard 17.5".

- Option to lower seat height to 15.5", add \$120


GSA SIN 711-16 Cartoned Wt. (lbs.) 533
Cartoned Vol. (cu.ft.) 78

Style		COM COL		MB Leather Grade			Fabric Grades			MB Masquerade						Fabric Yardage	Sq. Ft. Leather	Dimensions		
		A	B	C	1	2	3	4	5	6	7	8	9							
One 634-99BT	High Back	9292	10221	12511	12966	13432	10005	10235	10465	10695	10925	11155	11385	11615	11845	11.5	207	OW	99	
	Sofa	Multiple Upholstery																		
	Bridge Table	Body														8.5	153	OH	33.5	
	Bolsters	Back Cushions														2	36	SH	17.5	
	Arms	Bolsters														1	18	AH	27	
		Base Standard: Powder Coat (PC)																		
		• Premium: Polished Chrome (PC) or Brushed Chrome (BC), add \$290 (Specify Martin Bratrud color or finish)																		
		Platform Standard: Powder Coat or Ash Veneer																		
		• Premium: Polished Chrome (PC), Brushed Chrome (BC), Ash or Maple Veneer, add \$180 (Specify Martin Bratrud color or finish)																		
		• Premium: Metal Platform with Inset Table of Ash or Maple Veneer, add \$200																		
		• Premium: Metal Platform with Inset Table of Black Granite, Carrara Marble or Glass, add \$500																		
		Seat Height Standard 17.5"																		
		• Option to lower seat height to 15.5", add \$120																		
																	Cartoned Wt. (lbs.)	478		
																	Cartoned Vol. (cu.ft.)	78		



GSA SIN 711-16

One 634-99ABT	High Back	9039	9943	11768	12154	12549	9644	9839	10034	10229	10424	10619	10814	11009	11204	9.75	176	OW	99
	Sofa	Multiple Upholstery																	
	Bridge Table	Body														8.5	153	OH	33.5
	Armless	Back Cushions														2	36	SH	17.5
		Base Standard: Powder Coat (PC)																	
		• Premium: Polished Chrome (PC) or Brushed Chrome (BC), add \$290 (Specify Martin Bratrud color or finish)																	
		Platform Standard: Powder Coat or Ash Veneer																	
		• Premium: Polished Chrome (PC), Brushed Chrome (BC), Ash or Maple Veneer, add \$180 (Specify Martin Bratrud color or finish)																	
		• Premium: Metal Platform with Inset Table of Ash or Maple Veneer, add \$200																	
		• Premium: Metal Platform with Inset Table of Black Granite, Carrara Marble or Glass, add \$500																	
		Seat Height Standard 17.5"																	
		• Option to lower seat height to 15.5", add \$120																	




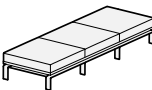
GSA SIN 711-16

One 630-330	Benches	2961	3257	3521	3600	3681	3085	3125	3165	3205	3245	3285	3325	3365	3405	2	36	OW	33	
		Base Standard: Powder Coat (PC)																		
		• Premium: Polished Chrome (PC) or Brushed Chrome (BC), add \$100 (Specify Martin Bratrud color or finish)																		
		Platform Standard: Powder Coat or Ash Veneer																		
		• Premium: Polished Chrome (PC), Brushed Chrome (BC), Ash or Maple Veneer, add \$60 (Specify Martin Bratrud color or finish)																		
		Seat Height Standard 15.5"																		
		• Option to raise seat height to 17.5", add \$40																		
																	Cartoned Wt. (lbs.)	119		
																	Cartoned Vol. (cu.ft.)	14		



GSA SIN 711-16

Style	COM	COL	MB Leather Grade			Fabric Grades			MB Masquerade							Fabric Yardage	Sq. Ft. Leather	Dimensions	
			A	B	C	1	2	3	4	5	6	7	8	9					
One 630-66B			5809	6390	6929	7087	7249	6057	6137	6217	6297	6377	6457	6537	6617	6697	4	72	OW 66 OD 33 OH 15.5 SH 15.5
 <p>Base Standard: Powder Coat (PC) • Premium: Polished Chrome (PC) or Brushed Chrome (BC), add \$200 (Specify Martin Bratrud color or finish)</p> <p>Platform Standard: Powder Coat or Ash Veneer • Premium: Polished Chrome (PC), Brushed Chrome (BC), Ash or Maple Veneer, add \$120 (Specify Martin Bratrud color or finish)</p> <p>Seat Height Standard 15.5". • Option to raise seat height to 17.5", add \$40</p>																			
<p style="text-align: right;">Cartoned Wt. (lbs.) 230 Cartoned Vol. (cu.ft.) 25</p>																			
GSA SIN 711-16																			

One 630-99B			7993	8792	9672	9910	10153	8365	8485	8605	8725	8845	8965	9085	9205	9325	6	108	OW 99 OD 33 OH 15.5 SH 15.5
 <p>Base Standard: Powder Coat (PC) • Premium: Polished Chrome (PC) or Brushed Chrome (BC), add \$290 (Specify Martin Bratrud color or finish)</p> <p>Platform Standard: Powder Coat or Ash Veneer • Premium: Polished Chrome (PC), Brushed Chrome (BC), Ash or Maple Veneer, add \$180 (Specify Martin Bratrud color or finish)</p> <p>Seat Height Standard 15.5". • Option to raise seat height to 17.5", add \$40</p>																			
<p style="text-align: right;">Cartoned Wt. (lbs.) 345 Cartoned Vol. (cu.ft.) 37</p>																			
GSA SIN 711-16																			

One Details

Steel Base

.375" Steel
 Standard: Powder Coat (Specify Martin Bratrud color)
[View Powder Coat - Metallics](#)
[View Powder Coat - Neutrals](#)
[View Powder Coat - Color](#)
 Custom Powder Coat Finish produced upon receipt of a customer supplied RAL# and fee of \$285 Net, with a minimum order of 10.
 Premium: Polished Chrome (PC) or Brushed Chrome (BC)

Platform

Steel or Wood Platform
 Standard Steel: Powder Coat (Specify Martin Bratrud color)
 Premium: Polished Chrome (PC) or Brushed Chrome (BC)
 Standard Wood: Ash Veneer
 Premium: Maple Veneer
[View Ash Wood Standard Finishes](#)
[View Maple Wood Standard Finishes](#)
 (Specify Martin Bratrud Steel or Wood Finishes)
 Custom Wood Finish produced upon receipt of a customer's approved sample match and fee of \$150 Net for each unique finish per order.

Table Top

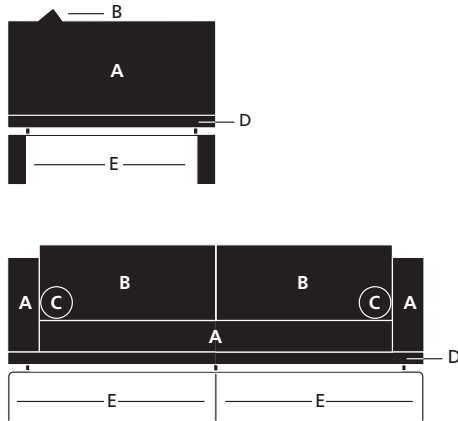
Standard: Ash Veneer
 Premium: Maple Veneer
 (Specify Martin Bratrud Wood Finishes)
 Premium: Glass Sandblasted Bottom Starphire (SBS), .75" thick
 Premium: Black Granite (BG) or Carrara Marble (CM), .75" thick
 (Stone tops are natural materials with fissures, color and patterns being inherent.)

One Lounge Collection Worksheet

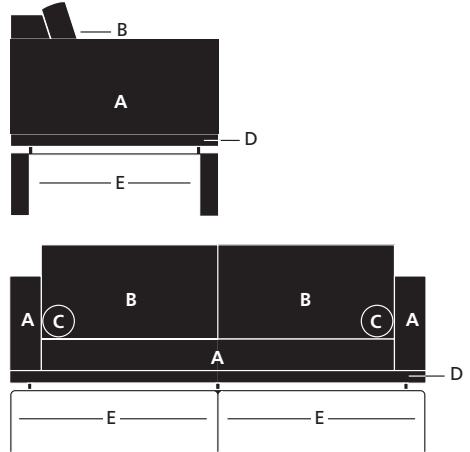
Instructions

Please submit this worksheet for Martin Bratrud to process an accurate price quote. This form should accompany your purchase order to ensure that production specifications and proper applications of fabrics/leathers are met to your standards. Please attach a floor plan for orders of more than ten (10) lounge chairs. Contact customer service for more information.

Low Back



High Back








Section	Fabric / Leather Description	COM/COL Each	Quantity	COM / COL Total Requirements
A. Frame Fabric**	Inside/Outside Arms			
	Seat-Inside/Outside Back			
B. Attached Cushion Backs (Low Back and High Back)				
C. Bolsters (Standard as Attached)				
D. Platform	<input type="radio"/> Polished Chrome <input type="radio"/> Wood*			
	<input type="radio"/> Brushed Chrome*			
E. Base Finish	<input type="radio"/> Polished Chrome			
	<input type="radio"/> Brushed Chrome*			
Seat Height	<input type="radio"/> 15.5" Low			
	<input type="radio"/> 17.5" High*			
Chaise Table Tops	<input type="radio"/> Wood / MB Finish <input type="radio"/> Glass*			
	<input type="radio"/> Carrera Marble* <input type="radio"/> Black Granite*			

*Additional fees apply. Contact factory for more information.


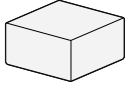


**See page 7-8 of Price List for fabric repeat information.


Martin Brattrud Inc.

Style		COM COL		MB Leather Grade			Fabric Grades			MB Masquerade					Fabric Yardage	Sq. Ft. Leather	Dimensions						
		A	B	C	1	2	3	4	5	6	7	8	9	OW			OD						
Prestwick 870-02	Chairs	1961	2157	3221	3399	3581	2240	2330	2420	2510	2600	2690	2780	2870	2960	4.5	81	OW 29.5	OD 28				
		Exposed Wood Legs															OH 31.5	SH 18.5	AH 24	SD 20.5	WBA 22.5		
		• Standard in Solid Maple Wood																					
		(Specify standard Martin Brattrud Maple finish)																					
		Cartoned Wt. (lbs.) 60																					
		Cartoned Vol. (cu.ft.) 21																					
GSA SIN 711-16																							
Prestwick 870-60	Sofas 60" Sofa Low Arms	3344	3678	5863	6220	6584	3902	4082	4262	4442	4622	4802	4982	5162	5342	9	162	OW 60	OD 28				
		Exposed Wood Legs															OH 29.5	SH 18.5	AH 29.5	SD 20.5	WBA 53		
		• Standard in Solid Maple Wood																					
		(Specify standard Martin Brattrud Maple finish)																					
		Cartoned Wt. (lbs.) 118																					
		Cartoned Vol. (cu.ft.) 36																					
GSA SIN 711-16																							
Prestwick 870-72	Sofas 72" Sofa Low Arms	4019	4421	6888	7294	7709	4655	4860	5065	5270	5475	5680	5885	6090	6295	10.25	185	OW 72	OD 28				
		Exposed Wood Legs															OH 29.5	SH 18.5	AH 29.5	SD 20.5	WBA 65		
		• Standard in Solid Maple Wood																					
		(Specify standard Martin Brattrud Maple finish)																					
		Cartoned Wt. (lbs.) 148																					
		Cartoned Vol. (cu.ft.) 43																					
GSA SIN 711-16																							
Prestwick 870-58B	Benches 58" Bench	2188	2407	3378	3546	3718	2452	2537	2622	2707	2792	2877	2962	3047	3132	4.25	77	OW 58	OD 22				
		Exposed Wood Legs															OH 18.5	SD 22					
		• Standard in Solid Maple Wood																					
		(Specify standard Martin Brattrud Maple finish)																					
		Cartoned Wt. (lbs.) 50																					
		Cartoned Vol. (cu.ft.) 16																					
GSA SIN 711-16																							
Prestwick 870-58BA	Benches 58" Bench Arms	2377	2615	3707	3895	4087	2672	2767	2862	2957	3052	3147	3242	3337	3432	4.75	86	OW 58	OD 22				
		Exposed Wood Legs															OH 24	SH 18.5					
		• Standard in Solid Maple Wood																					
		(Specify standard Martin Brattrud Maple finish)																					
		Cartoned Wt. (lbs.) 50																					
		Cartoned Vol. (cu.ft.) 16																					
GSA SIN 711-16																							

Martin Bratrud Inc.

Style		MB Leather Grade			Fabric Grades			MB Masquerade									Fabric Yardage	Sq. Ft. Leather	Dimensions		
		COM	COL	A	B	C	1	2	3	4	5	6	7	8	9						
Prince 1010-01	Side Chairs Arms	1598	1758	2088	2157	2228	1707	1742	1777	1812	1847	1882	1917	1952	1987	1.75	32	OW	23		
	Legs and Arms																				
	• Wood Standard: Solid Maple																				
	• Wood No Charge Option: Solid Ash (Specify Standard Martin Bratrud Finish)																				
	ADP QuickShip 15 Program (ADP)																				
GSA SIN NOC																					
Prince 1010-02	Side Chairs Armless Stretchers	1467	1614	1957	2026	2097	1576	1611	1646	1681	1716	1751	1786	1821	1856	1.75	32	OW	21		
	Legs, Arms and Stretchers																				
	• Wood Standard: Solid Maple																				
	• Wood No Charge Option: Solid Ash (Specify Standard Martin Bratrud Finish)																				
	ADP QuickShip 15 Program (ADP)																				
GSA SIN NOC																					

Style	COM	COL	MB Leather Grade			Fabric Grades			MB Masquerade							Fabric Yardage	Sq. Ft. Leather	Dimensions	
			A	B	C	1	2	3	4	5	6	7	8	9					
Q-Bitz 3255-02S	Benches Small Square	1127	1240	1687	1766	1847	1251	1291	1331	1371	1411	1451	1491	1531	1571	2	36	OW	18
																		OD	18
 <p>Base</p> <ul style="list-style-type: none"> Standard: Black Wood Base <p>Enhancements</p> <ul style="list-style-type: none"> Base: On Casters (CA) or Wood Legs (WL), add \$110 <p>ADP QuickShip 15 Program (ADP)</p>																			
															Cartoned Wt. (lbs.)	30			
															Cartoned Vol. (cu.ft.)	5			
Q-Bitz 3255-02LS	Benches Large Square	1410	1551	2390	2528	2670	1627	1697	1767	1837	1907	1977	2047	2117	2187	3.5	63	OW	36
																			OD
 <p>Base</p> <ul style="list-style-type: none"> Standard: Black Wood Base <p>Enhancements</p> <ul style="list-style-type: none"> Base: On Casters (CA) or Wood Legs (WL), add \$110 <p>ADP QuickShip 15 Program (ADP)</p>																			
															Cartoned Wt. (lbs.)	62			
															Cartoned Vol. (cu.ft.)	17			
Q-Bitz 3255-02R	Benches Rectangle	1310	1441	2150	2269	2390	1496	1556	1616	1676	1736	1796	1856	1916	1976	3	54	OW	36
																			OD
 <p>Base</p> <ul style="list-style-type: none"> Standard: Black Wood Base <p>Enhancements</p> <ul style="list-style-type: none"> Base: On Casters (CA) or Wood Legs (WL), add \$110 <p>ADP QuickShip 15 Program (ADP)</p>																			
															Cartoned Wt. (lbs.)	46			
															Cartoned Vol. (cu.ft.)	10			
Q-Bitz 3255-03RT	Benches Rectangle Tablet	2002	2202	2842	2961	3082	2188	2248	2308	2368	2428	2488	2548	2608	2668	3	54	OW	36
																			OD
 <p>Base</p> <ul style="list-style-type: none"> Standard: Black Wood Base <p>Enhancements</p> <ul style="list-style-type: none"> Base: On Casters (CA) or Wood Legs (WL), add \$110 <p>ADP QuickShip 15 Program (ADP)</p>																			
															Cartoned Wt. (lbs.)	52			
															Cartoned Vol. (cu.ft.)	10			

Style	COM	COL	MB Leather Grade			Fabric Grades									MB Masquerade	Fabric Yardage	Sq. Ft. Leather	Dimensions	
			A	B	C	1	2	3	4	5	6	7	8	9					
Q-Bitz 3255-02K	Benches Kidney	1480	1628	2460	2598	2740	1697	1767	1837	1907	1977	2047	2117	2187	2257	3.5	63	OW 36 OD 24 OH 18	
 <p>Base</p> <ul style="list-style-type: none"> Standard: Black Wood Base <p>Enhancements</p> <ul style="list-style-type: none"> Base: On Casters (CA) or Wood Legs (WL), add \$110 <p>ADP QuickShip 15 Program (ADP)</p>																			
																Cartoned Wt. (lbs.)	46		
																Cartoned Vol. (cu.ft.)	12		
GSA SIN 711-16																			
Q-Bitz 3255-02O	Benches Oval	1608	1769	2588	2726	2868	1825	1895	1965	2035	2105	2175	2245	2315	2385	3.5	63	OW 42 OD 24 OH 18	
<p>Base</p> <ul style="list-style-type: none"> Standard: Black Wood Base <p>Enhancements</p> <ul style="list-style-type: none"> Base: On Casters (CA) or Wood Legs (WL), add \$110 <p>ADP QuickShip 15 Program (ADP)</p>																			
																Cartoned Wt. (lbs.)	68		
																Cartoned Vol. (cu.ft.)	14		
GSA SIN 711-16																			

Q-Bitz Details

Wood Base

Standard in Black
Recessed and 1/2" H

Top Upholstery

Standard: Plain Top
Options:
Cross Stitch Pattern (CS)
Cross Stitch pattern with Button (CSB)
Cross Stitch & Button options not available on Kidney style.

Martin Bratrud Inc.

Style	COM	COL	MB Leather Grade			Fabric Grades									Fabric Yardage	Sq. Ft. Leather	Dimensions		
			A	B	C	1	2	3	4	5	6	7	8	9					
Reveal 981-29	Low Back Chair Arms	2964	3260	4783	5041	5304	3367	3497	3627	3757	3887	4017	4147	4277	4407	6.5	117	OW	36.5
		Multiple Upholstery																	
		Body, Seat Cushion														5.75	104	OH	32
		Lumbar Cushion														1	18	SH	17.5
Metal Base																			
<ul style="list-style-type: none"> Standard: Powder Coat (PC) (Specify Martin Bratrud Color) Premium: Stainless Steel, Polished (PSS) or Satin (SSS), add \$TBD Premium: Hand Rubbed Brushed Bronze (BBZ), Oiled Bronze (BBZ), Charcoal (CS), or Black (BS), add \$210 (Specify Martin Bratrud Finish or Color)																			



Cartoned Wt. (lbs.) 135
Cartoned Vol. (cu.ft.) 28

GSA SIN 711-16

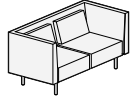
Style	COM	COL	MB Leather Grade			Fabric Grades									Fabric Yardage	Sq. Ft. Leather	Dimensions		
			A	B	C	1	2	3	4	5	6	7	8	9					
Reveal 981-27LAF	Low Back Chair Arm LAF	2720	2992	4120	4318	4520	3030	3130	3230	3330	3430	3530	3630	3730	3830	5	90	OW	36.5
		Multiple Upholstery																	
		Seat, Inside and Outside Back														5	90	OH	32
		Lumbar Cushion														1	18	SH	17.5
For RAF Arm specify 981-27RAF																			
Metal Base																			
<ul style="list-style-type: none"> Standard: Powder Coat (PC) (Specify Martin Bratrud Color) Premium: Stainless Steel, Polished (PSS) or Satin (SSS), add \$TBD Premium: Hand Rubbed Brushed Bronze (BBZ), Oiled Bronze (BBZ), Charcoal (CS), or Black (BS), add \$210 (Specify Martin Bratrud Finish or Color)																			



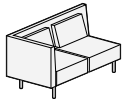
Cartoned Wt. (lbs.) 120
Cartoned Vol. (cu.ft.) 28

GSA SIN 711-16


Style	COM	COL	MB Leather Grade			Fabric Grades									Fabric Yardage	Sq. Ft. Leather	Dimensions		
			A	B	C	1	2	3	4	5	6	7	8	9					
Reveal 981-66	Low Back Sofa	4672	5139	7191	7548	7912	5230	5410	5590	5770	5950	6130	6310	6490	6670	9	162	OW	65
																		OD	31
	2 Single Seats	Multiple Upholstery														8.25	149	OH	32
	Arms	Body, Seat Cushion																1.75	32
		Lumbar Cushion																	
		Metal Base																SD	21.5
		<ul style="list-style-type: none"> Standard: Powder Coat (PC) (Specify Martin Bratrud Color) Premium: Stainless Steel, Polished (PSS) or Satin (SSS), add \$TBD Premium: Hand Rubbed Brushed Bronze (BBZ), Oiled Bronze (BBZ), Charcoal (CS), or Black (BS), add \$295 (Specify Martin Bratrud Finish or Color)																WBA	57.5
		Seat Cushion(s)																	
		<ul style="list-style-type: none"> Standard: Two Seat Cushions For Single Seat Cushion specify 981-67 																	
GSA SIN 711-16																Cartoned Wt. (lbs.)	275		
GSA SIN 711-16																Cartoned Vol. (cu.ft.)	52		

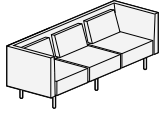



Reveal 981-64LAF	Low Back Sofa	4382	4820	6481	6778	7082	4847	4997	5147	5297	5447	5597	5747	5897	6047	7.5	135	OW	65
																		OD	31
	2 Single Seats	Multiple Upholstery														7	126	OH	32
	Arm LAF	Body, Seat Cushion																1.75	32
		Lumbar Cushion																	
		For RAF Arm specify 981-64RAF																SD	21.5
		Metal Base																	
		<ul style="list-style-type: none"> Standard: Powder Coat (PC) (Specify Martin Bratrud Color) Premium: Stainless Steel, Polished (PSS) or Satin (SSS), add \$TBD Premium: Hand Rubbed Brushed Bronze (BBZ), Oiled Bronze (BBZ), Charcoal (CS), or Black (BS), add \$295 (Specify Martin Bratrud Finish or Color)																	
		Seat Cushion(s)																	
		<ul style="list-style-type: none"> Standard: Two Seat Cushions For Single Seat Cushion specify 981-65LAF Power Options contain additional costs. Contact factory for more information.																	
GSA SIN 711-16																Cartoned Wt. (lbs.)	260		
GSA SIN 711-16																Cartoned Vol. (cu.ft.)	52		

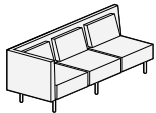


Martin Bratrud Inc.

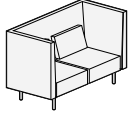
Style	COM	COL	MB Leather Grade			Fabric Grades									Fabric Yardage	Sq. Ft. Leather	Dimensions					
			A	B	C	1	2	3	4	5	6	7	8	9								
Reveal 981-93	Low Back	6062	6668	9281	9736	10202	6775	7005	7235	7465	7695	7925	8155	8385	8615	11.5	207	OW	93			
	Sofa	Multiple Upholstery																	OD	31		
	3 Single Seats	Body, Seat Cushion															10.25	185	OH	32		
	Arms	Lumbar Cushion															2.5	45	SH	17.5		
Metal Base																					AH	32
<ul style="list-style-type: none"> Standard: Powder Coat (PC) (Specify Martin Bratrud Color) Premium: Stainless Steel, Polished (PSS) or Satin (SSS), add \$TBD Premium: Hand Rubbed Brushed Bronze (BBZ), Oiled Bronze (BBZ), Charcoal (CS), or Black (BS), add \$445 (Specify Martin Bratrud Finish or Color)																					SD	21.5
Seat Cushion(s)																					WBA	85.5
<ul style="list-style-type: none"> Standard: Three Seat Cushions For Single Seat Cushion specify 981-94 																			Cartoned Wt. (lbs.)		355	
GSA SIN 711-16																			Cartoned Vol. (cu.ft.)		73	



Reveal 981-91LAF	Low Back	5732	6305	8531	8927	9332	6352	6552	6752	6952	7152	7352	7552	7752	7952	10	180	OW	93			
	Sofa	Multiple Upholstery																	OD	31		
	3 Single Seats	Body, Seat Cushion															9	162	OH	32		
	Arm LAF	Lumbar Cushion															2.5	45	SH	17.5		
For RAF Arm specify 981-91RAF																					AH	32
Metal Base																					SD	21.5
<ul style="list-style-type: none"> Standard: Powder Coat (PC) (Specify Martin Bratrud Color) Premium: Stainless Steel, Polished (PSS) or Satin (SSS), add \$TBD Premium: Hand Rubbed Brushed Bronze (BBZ), Oiled Bronze (BBZ), Charcoal (CS), or Black (BS), add \$445 (Specify Martin Bratrud Finish or Color)																						
Seat Cushion(s)																						
<ul style="list-style-type: none"> Standard: Three Seat Cushions For Single Seat Cushion specify 981-92LAF *Power Options contain additional costs. Contact factory for more information.																			Cartoned Wt. (lbs.)		340	
GSA SIN 711-16																			Cartoned Vol. (cu.ft.)		73	



Style	COM	COL	MB Leather Grade			Fabric Grades									Fabric Yardage	Sq. Ft. Leather	Dimensions			
			A	B	C	1	2	3	4	5	6	7	8	9						
Reveal 983-66	Mid Back	4916	5408	7925	8351	8786	5583	5798	6013	6228	6443	6658	6873	7088	7303	10.75	194	OW	65	
	Sofa	Multiple Upholstery																		
	2 Single Seats	Body, Seat Cushion															10.25	185	OH	42
	Arms	Lumbar Cushion															1.75	32	SH	17.5
																		AH	42	
																		SD	21.5	
																		WBA	57.5	
																Cartoned Wt. (lbs.)		305		
																Cartoned Vol. (cu.ft.)		62		
GSA SIN 711-16																				



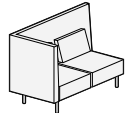
Metal Base

- Standard: Powder Coat (**PC**) (Specify Martin Bratrud Color)
- Premium: Stainless Steel, Polished (PSS) or Satin (SSS), add \$TBD
- Premium: Hand Rubbed Brushed Bronze (**BBZ**), Oiled Bronze (**BBZ**), Charcoal (**CS**), or Black (**BS**), add \$295
(Specify Martin Bratrud Finish or Color)

Seat Cushion(s)

- Standard: Two Seat Cushions
- For Single Seat Cushion specify 981-67

Reveal 983-64LAF	Mid Back	4668	5135	7187	7544	7908	5226	5406	5586	5766	5946	6126	6306	6486	6666	9	162	OW	65	
	Sofa	Multiple Upholstery																		
	2 Single Seats	Body, Seat Cushion															8.75	158	OH	42
	Arm LAF	Lumbar Cushion															1.75	32	SH	17.5
																		AH	42	
																		SD	21.5	
																Cartoned Wt. (lbs.)		290		
																Cartoned Vol. (cu.ft.)		61		
GSA SIN 711-16																				



For RAF Arm specify 983-64RAF

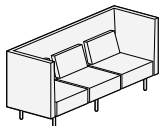
Metal Base

- Standard: Powder Coat (**PC**) (Specify Martin Bratrud Color)
- Premium: Stainless Steel, Polished (PSS) or Satin (SSS), add \$TBD
- Premium: Hand Rubbed Brushed Bronze (**BBZ**), Oiled Bronze (**BBZ**), Charcoal (**CS**), or Black (**BS**), add \$295
(Specify Martin Bratrud Finish or Color)

Seat Cushion(s)

- Standard: Two Seat Cushions
 - For Single Seat Cushion specify 983-65LAF or 983-65LAF
- *Power Options contain additional costs. Contact factory for more information.

Style	COM	COL	MB Leather Grade			Fabric Grades									Fabric Yardage	Sq. Ft. Leather	Dimensions	
			A	B	C	1	2	3	4	5	6	7	8	9				
Reveal 983-93	6425	7068	10204	10738	11285	7262	7532	7802	8072	8342	8612	8882	9152	9422	13.5	243	OW	93
Mid Back Sofa	Multiple Upholstery																	
3 Single Seats	Body, Seat Cushion														12.75	230	OH	42
Arms	Lumbar Cushion														2.5	45	SH	17.5
																	AH	42
																	SD	21.5
																	WBA	85.5



Metal Base

- Standard: Powder Coat **(PC)** (Specify Martin Bratrud Color)
 - Premium: Stainless Steel, Polished (PSS) or Satin (SSS), add \$TBD
 - Premium: Hand Rubbed Brushed Bronze **(BBZ)**, Oiled Bronze **(BBZ)**, Charcoal **(CS)**, or Black **(BS)**, add \$445
- (Specify Martin Bratrud Finish or Color)

Seat Cushion(s)

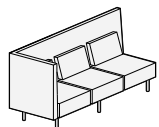
- Standard: Three Seat Cushions
- For Single Seat Cushion specify 983-94

Cartoned Wt. (lbs.) 410

Cartoned Vol. (cu.ft.) 91

GSA SIN 711-16

Reveal 983-91LAF	6172	6789	9531	10006	10492	6916	7156	7396	7636	7876	8116	8356	8596	8836	12	216	OW	93
Mid Back Sofa	Multiple Upholstery																	
3 Single Seats	Body, Seat Cushion														11.25	203	OH	42
Arm LAF	Lumbar Cushion														2.5	45	SH	17.5
																	AH	42
																	SD	21.5



For RAF Arm specify 983-91RAF

Metal Base

- Standard: Powder Coat **(PC)** (Specify Martin Bratrud Color)
 - Premium: Stainless Steel, Polished (PSS) or Satin (SSS), add \$TBD
 - Premium: Hand Rubbed Brushed Bronze **(BBZ)**, Oiled Bronze **(BBZ)**, Charcoal **(CS)**, or Black **(BS)**, add \$445
- (Specify Martin Bratrud Finish or Color)

Seat Cushion(s)

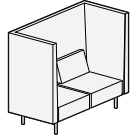
- Standard: Three Seat Cushions
 - For Single Seat Cushion specify 983-92LAF or 983-92RAF
- *Power Options contain additional costs. Contact factory for more information.

Cartoned Wt. (lbs.) 405


Cartoned Vol. (cu.ft.) 91

GSA SIN 711-16

Style	COM	COL	MB Leather Grade			Fabric Grades									Fabric Yardage	Sq. Ft. Leather	Dimensions		
			A	B	C	1	2	3	4	5	6	7	8	9					
Reveal 980-66	High Back Sofa	5288	5817	9347	9921	10508	6187	6477	6767	7057	7347	7637	7927	8217	8507	14.5	261	OW	65
		Multiple Upholstery																OD	31
	2 Single Seats	Body, Seat Cushion														13.25	239	OH	54
	Arms	Lumbar Cushion														1.75	32	SH	17.5
		Metal Base																AH	54
		<ul style="list-style-type: none"> Standard: Powder Coat (PC) (Specify Martin Bratrud Color) Premium: Stainless Steel, Polished (PSS) or Satin (SSS), add \$TBD Premium: Hand Rubbed Brushed Bronze (BBZ), Oiled Bronze (BBZ), Charcoal (CS), or Black (BS), add \$295 (Specify Martin Bratrud Finish or Color)																SD	21.5
																		WBA	57.5
															Cartoned Wt. (lbs.)		335		
GSA SIN 711-16															Cartoned Vol. (cu.ft.)		84		

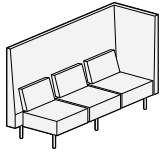
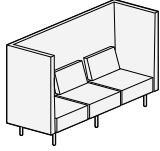


Reveal 980-64LAF	High Back Sofa	4939	5433	8228	8693	9169	5668	5903	6138	6373	6608	6843	7078	7313	7548	11.75	212	OW	65
		Multiple Upholstery																OD	31
	2 Single Seats	Body, Seat Cushion														10.25	185	OH	54
	Arm LAF	Lumbar Cushion														1.75	32	SH	17.5
		For RAF Arm specify 980-64RAF																AH	54
		Metal Base																SD	21.5
		<ul style="list-style-type: none"> Standard: Powder Coat (PC) (Specify Martin Bratrud Color) Premium: Stainless Steel, Polished (PSS) or Satin (SSS), add \$TBD Premium: Hand Rubbed Brushed Bronze (BBZ), Oiled Bronze (BBZ), Charcoal (CS), or Black (BS), add \$295 (Specify Martin Bratrud Finish or Color)																	
		Seat Cushion(s)																	
		<ul style="list-style-type: none"> Standard: Two Seat Cushions For Single Seat Cushion specify 980-65LAF or 980-65LAF *Power Options contain additional costs. Contact factory for more information.																	
															Cartoned Wt. (lbs.)		320		
GSA SIN 711-16															Cartoned Vol. (cu.ft.)		84		



Martin Bratrud Inc.

Style	COM	COL	MB Leather Grade			Fabric Grades									Fabric Yardage	Sq. Ft. Leather	Dimensions			
			A	B	C	1	2	3	4	5	6	7	8	9						
Reveal 980-93	High Back Sofa	3 Single Seats	6792	7471	11690	12383	13092	7877	8227	8577	8927	9277	9627	9977	10327	10677	17.5	315	OW	93
			Multiple Upholstery																OD	31
			Body, Seat Cushion														15.75	284	OH	54
			Lumbar Cushion														2.5	45	SH	17.5
Metal Base																				
<ul style="list-style-type: none"> Standard: Powder Coat (PC) (Specify Martin Bratrud Color) Premium: Stainless Steel, Polished (PSS) or Satin (SSS), add \$TBD Premium: Hand Rubbed Brushed Bronze (BBZ), Oiled Bronze (BBZ), Charcoal (CS), or Black (BS), add \$445 (Specify Martin Bratrud Finish or Color)																				
Seat Cushion(s)																				
<ul style="list-style-type: none"> Standard: Three Seat Cushions For Single Seat Cushion specify 980-94 																				
																Cartoned Wt. (lbs.)	395			
GSA SIN 711-16																Cartoned Vol. (cu.ft.)	118			



For RAF Arm specify 980-91RAF

Metal Base

- Standard: Powder Coat (**PC**) (Specify Martin Bratrud Color)
- Premium: Stainless Steel, Polished (PSS) or Satin (SSS), add \$TBD
- Premium: Hand Rubbed Brushed Bronze (**BBZ**), Oiled Bronze (**BBZ**), Charcoal (**CS**), or Black (**BS**), add \$445

(Specify Martin Bratrud Finish or Color)

Seat Cushion(s)

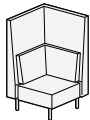
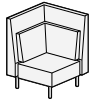
- Standard: Three Seat Cushions
- For Single Seat Cushion specify 983-92LAF or 983-92RAF

*Power Options contain additional costs. Contact factory for more information.

GSA SIN 711-16																Cartoned Wt. (lbs.)	465		
																Cartoned Vol. (cu.ft.)	118		

Martin Bratrud Inc.

Style		COM	COL	MB Leather Grade			Fabric Grades									Fabric Yardage	Sq. Ft. Leather	Dimensions	
				A	B	C	1	2	3	4	5	6	7	8	9				
Reveal 981-31C	Low Back Chair Corner	2816	3098	4635	4893	5156	3219	3349	3479	3609	3739	3869	3999	4129	4259	6.5	117	OW	31
		Multiple Upholstery														5.5	99	OD	31
		Body, Seat Cushion														1.5	27	OH	32
		Lumbar Cushion																SH	17.5
		Metal Base																AH	32
		<ul style="list-style-type: none"> Standard: Powder Coat (PC) (Specify Martin Bratrud Color) Premium: Stainless Steel, Polished (PSS) or Satin (SSS), add \$TBD Premium: Hand Rubbed Brushed Bronze (BBZ), Oiled Bronze (BBZ), Charcoal (CS), or Black (BS), add \$210 (Specify Martin Bratrud Finish or Color)																SD	21.5
															Cartoned Wt. (lbs.)	155			
															Cartoned Vol. (cu.ft.)	27			
Reveal 983-31C	Mid Back Chair Corner	2987	3286	5086	5383	5687	3452	3602	3752	3902	4052	4202	4352	4502	4652	7.5	135	OW	31
		Multiple Upholstery																OD	31
		Body, Seat Cushion																OH	42
		Lumbar Cushion																SH	17.5
		Metal Base																	
		<ul style="list-style-type: none"> Standard: Powder Coat (PC) (Specify Martin Bratrud Color) Premium: Stainless Steel, Polished (PSS) or Satin (SSS), add \$TBD Premium: Hand Rubbed Brushed Bronze (BBZ), Oiled Bronze (BBZ), Charcoal (CS), or Black (BS), add \$210 (Specify Martin Bratrud Finish or Color)																	
															Cartoned Wt. (lbs.)	180			
															Cartoned Vol. (cu.ft.)	31			
Reveal 980-31C	High Back Chair Corner	3134	3447	5513	5850	6194	3661	3831	4001	4171	4341	4511	4681	4851	5021	8.5	153	OW	31
		Multiple Upholstery														7.75	140	OD	31
		Body, Seat Cushion														1	18	OH	54
		Lumbar Cushion																SH	17.5
		Metal Base																SD	21.5
		<ul style="list-style-type: none"> Standard: Powder Coat (PC) (Specify Martin Bratrud Color) Premium: Stainless Steel, Polished (PSS) or Satin (SSS), add \$TBD Premium: Hand Rubbed Brushed Bronze (BBZ), Oiled Bronze (BBZ), Charcoal (CS), or Black (BS), add \$210 (Specify Martin Bratrud Finish or Color)																	
															Cartoned Wt. (lbs.)	205			
															Cartoned Vol. (cu.ft.)	43			



Style		MB Leather Grade			Fabric Grades			MB Mesquitegrade									Fabric Yardage	Sq. Ft. Leather	Dimensions	
		COM	COL	A	B	C	1	2	3	4	5	6	7	8	9					
Reveal 981-155C	Low Back	19593	21552	28830	30137	31473	21639	22299	22959	23619	24279	24939	25599	26259	26919	33	594	OW	155	
	Sofa	Multiple Upholstery																OD	77	
	Circular	Body, Seat Cushion														28	504	OH	32	
	6 Single Seats Armless	Lumbar Cushion														5.25	95	SH	17.5	

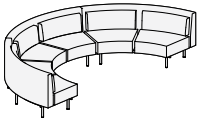
No Gaps / Reveals Between Backs

Metal Base

- Standard: Powder Coat (PC) (Specify Martin Bratrud Color)
- Premium: Stainless Steel, Polished (PSS) or Satin (SSS), add \$TBD
- Premium: Hand Rubbed Brushed Bronze (BBZ), Oiled Bronze (BBZ), Charcoal (CS), or Black (BS), add \$885
(Specify Martin Bratrud Finish or Color)

Seat Cushion(s)

- Standard: Three Seat Cushions
 - For Single Seat Cushion specify 981-92LAF
- Note: No gap between backs.



Cartoned Wt. (lbs.) 355
Cartoned Vol. (cu.ft.) 73

GSA SIN 711-16

Reveal 983-171C	Mid Back	21222	23344	31019	32405	33822	23392	24092	24792	25492	26192	26892	27592	28292	28992	35	630	OW	155.5
	Sofa	Multiple Upholstery																OD	77
	Circular	Body, Seat Cushion														30.5	549	OH	42
	6 Single Seats Armless	Lumbar Cushion														5.75	104	SH	17.5

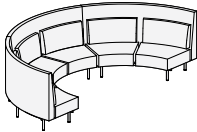
No Gaps / Reveals between backs

Metal Base

- Standard: Powder Coat (PC) (Specify Martin Bratrud Color)
- Premium: Stainless Steel, Polished (PSS) or Satin (SSS), add \$TBD
- Premium: Hand Rubbed Brushed Bronze (BBZ), Oiled Bronze (BBZ), Charcoal (CS), or Black (BS), add \$885
(Specify Martin Bratrud Finish or Color)

Seat Cushion(s)

- Standard: Three Seat Cushions
 - For Single Seat Cushion specify 981-172C
- Note: No gap between backs.

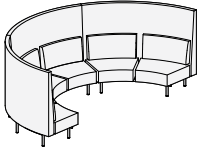


Cartoned Wt. (lbs.) 395
Cartoned Vol. (cu.ft.) 118

GSA SIN 711-16

Style		COM	COL	MB Leather Grade			Fabric Grades									Fabric Yardage	Sq. Ft. Leather	Dimensions	
				A	B	C	1	2	3	4	5	6	7	8	9				
Reveal 980-171C	High Back	22891	25180	33247	34713	36211	25185	25925	26665	27405	28145	28885	29625	30365	31105	37	666	OW	155
	Sofa	Multiple Upholstery																OD	77
	Circular	Body, Seat Cushion														32.5	585	OH	54
	6 Single Seats Armless	Lumbar Cushion														6	108	SH	17.5

No Gaps / Reveals between backs



Metal Base

- Standard: Powder Coat (PC) (Specify Martin Bratrud Color)
- Premium: Stainless Steel, Polished (PSS) or Satin (SSS), add \$TBD
- Premium: Hand Rubbed Brushed Bronze (BBZ), Oiled Bronze (BBZ), Charcoal (CS), or Black (BS), add \$885
(Specify Martin Bratrud Finish or Color)



Seat Cushion(s)

- Standard: Three Seat Cushions
 - For Single Seat Cushion specify 980-172C
- Note: No gap between backs.

GSA SIN 711-16

Cartoned Wt. (lbs.) 395
Cartoned Vol. (cu.ft.) 118

Style		MB Leather Grade													Fabric Yardage	Sq. Ft. Leather	Dimensions		
		COM	COL	A	B	C	Fabric Grades			MB Masquerade			1	2					3
Reveal 981-165A	Low Back	16404	18044	25641	26948	28284	18450	19110	19770	20430	21090	21750	22410	23070	23730	33	594	OW	165
	Sofa	Multiple Upholstery																OD	71.5
	Angled	Body, Seat Cushion														28.5	513	OH	32
	6 Single Seats Armless	Lumbar Cushion														5.25	95	SH	17.5

No Gaps / Reveals Between Backs



Metal Base

- Standard: Powder Coat **(PC)** (Specify Martin Bratrud Color)
- Premium: Stainless Steel, Polished (PSS) or Satin (SSS), add \$TBD
- Premium: Hand Rubbed Brushed Bronze **(BBZ)**, Oiled Bronze **(BBZ)**, Charcoal **(CS)**, or Black **(BS)**, add \$885
(Specify Martin Bratrud Finish or Color)

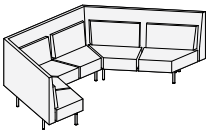
Seat Cushion(s)

- Standard: Three Seat Cushions
- For Single Seat Cushion specify 981-92LAF

GSA SIN 711-16 Cartoned Wt. (lbs.) 355
Cartoned Vol. (cu.ft.) 73

Reveal 983-173A	Mid Back	17281	19009	27078	28464	29881	19451	20151	20851	21551	22251	22951	23651	24351	25051	35	630	OW	165
	Sofa	Multiple Upholstery																OD	72
	6 Single Seats	Body, Seat Cushion														30.5	549	OH	42
	Angled Armless	Lumbar Cushion														5.75	104	SH	17.5

No Gaps / Reveals Between Backs



Metal Base

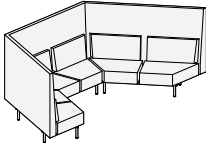
- Standard: Powder Coat **(PC)** (Specify Martin Bratrud Color)
- Premium: Stainless Steel, Polished (PSS) or Satin (SSS), add \$TBD
- Premium: Hand Rubbed Brushed Bronze **(BBZ)**, Oiled Bronze **(BBZ)**, Charcoal **(CS)**, or Black **(BS)**, add \$885
(Specify Martin Bratrud Finish or Color)

Seat Cushion(s)

- Standard: Six Seat Cushions
- For Three Seat Cushions specify 983-174A

GSA SIN 711-16 Cartoned Wt. (lbs.) 395
Cartoned Vol. (cu.ft.) 118

Style		MB Leather Grade														Fabric Yardage	Sq. Ft. Leather	Dimensions	
		COM	COL	A	B	C	Fabric Grades			MB Masquerade									
							1	2	3	4	5	6	7	8	9				
Reveal 980-173A	High Back	18418	20260	28774	30240	31738	20712	21452	22192	22932	23672	24412	25152	25892	26632	37	666	OW	165
	Sofa	Multiple Upholstery																OD	72
	Angled	Body, Seat Cushion														32.5	585	OH	54
	6 Single Seats Armless	Lumbar Cushion														6	108	SH	17.5
																		SD	21.5



No Gaps / Reveals Between Backs

Metal Base

- Standard: Powder Coat (PC) (Specify Martin Bratrud Color)
- Premium: Stainless Steel, Polished (PSS) or Satin (SSS), add \$TBD
- Premium: Hand Rubbed Brushed Bronze (BBZ), Oiled Bronze (BBZ), Charcoal (CS), or Black (BS), add \$885
(Specify Martin Bratrud Finish or Color)



Seat Cushion(s)

- Standard: Six Seat Cushions
- For Three Seat Cushions specify 980-174A

GSA SIN 711-16

Cartoned Wt. (lbs.) 395
Cartoned Vol. (cu.ft.) 118

Style	COM	COL	MB Leather Grade			Fabric Grades									Fabric Yardage	Sq. Ft. Leather	Dimensions		
			A	B	C	1	2	3	4	5	6	7	8	9			OW	OD	OH
Reveal 981-26B			1974	2171	2464	2533	2604	2083	2118	2153	2188	2223	2258	2293	2328	2363	1.75	32	OW 26.5 OD 24 OH 17.5



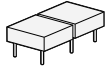
Metal Base

- Standard: Powder Coat (**PC**) (Specify Martin Bratrud Color)
- Premium: Stainless Steel, Polished (PSS) or Satin (SSS), add \$TBD
- Premium: Hand Rubbed Brushed Bronze (**BBZ**), Oiled Bronze (**BBZ**), Charcoal (**CS**), or Black (**BS**), add \$185
(Specify Martin Bratrud Finish or Color)



GSA SIN 711-16																	Cartoned Wt. (lbs.) 75 Cartoned Vol. (cu.ft.) 9
----------------	--	--	--	--	--	--	--	--	--	--	--	--	--	--	--	--	--

Reveal 981-54B			3340	3674	4110	4219	4330	3511	3566	3621	3676	3731	3786	3841	3896	3951	2.75	50	OW 54 OD 24 OH 17.5
--------------------------	--	--	-------------	-------------	-------------	-------------	-------------	-------------	-------------	-------------	-------------	-------------	-------------	-------------	-------------	-------------	------	----	---------------------------



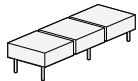
Metal Base

- Standard: Powder Coat (**PC**) (Specify Martin Bratrud Color)
- Premium: Stainless Steel, Polished (PSS) or Satin (SSS), add \$TBD
- Premium: Hand Rubbed Brushed Bronze (**BBZ**), Oiled Bronze (**BBZ**), Charcoal (**CS**), or Black (**BS**), add \$340
(Specify Martin Bratrud Finish or Color)



GSA SIN 711-16																	Cartoned Wt. (lbs.) 135 Cartoned Vol. (cu.ft.) 18
----------------	--	--	--	--	--	--	--	--	--	--	--	--	--	--	--	--	--

Reveal 981-82B			4209	4630	5329	5487	5649	4457	4537	4617	4697	4777	4857	4937	5017	5097	4	72	OW 82 OD 24 OH 17.5
--------------------------	--	--	-------------	-------------	-------------	-------------	-------------	-------------	-------------	-------------	-------------	-------------	-------------	-------------	-------------	-------------	---	----	---------------------------



Metal Base

- Standard: Powder Coat (**PC**) (Specify Martin Bratrud Color)
- Premium: Stainless Steel, Polished (PSS) or Satin (SSS), add \$TBD
- Premium: Hand Rubbed Brushed Bronze (**BBZ**), Oiled Bronze (**BBZ**), Charcoal (**CS**), or Black (**BS**), add \$375
(Specify Martin Bratrud Finish or Color)



GSA SIN 711-16																	Cartoned Wt. (lbs.) 115 Cartoned Vol. (cu.ft.) 31
----------------	--	--	--	--	--	--	--	--	--	--	--	--	--	--	--	--	--

Martin Bratrud Inc.

Style	COM	COL	MB Leather Grade			Fabric Grades									Fabric Yardage	Sq. Ft. Leather	Dimensions	
			A	B	C	1	2	3	4	5	6	7	8	9			OW	OD
	0	0	0	0	0	0	0	0	0	0	0	0	0	0	0	0	0	0

GSA SIN 711-16	0	0	0	0	0	0	0	0	0	0	0	0	0	0	0	0	0	0
----------------	---	---	---	---	---	---	---	---	---	---	---	---	---	---	---	---	---	---

GSA SIN 711-16	0	0	0	0	0	0	0	0	0	0	0	0	0	0	0	0	0	0
----------------	---	---	---	---	---	---	---	---	---	---	---	---	---	---	---	---	---	---

Style	COM	COL	MB Leather Grade			Fabric Grades									MB Masquerade	Fabric Yardage	Sq. Ft. Leather	Dimensions
			A	B	C	1	2	3	4	5	6	7	8	9				
	0	0	0	0	0	0	0	0	0	0	0	0	0	0	0	0	0	0
GSA SIN 711-16	0	0	0	0	0	0	0	0	0	0	0	0	0	0	0	0	0	0

GSA SIN 711-16

Reveal Details

Metal Base

Standard: Powder Coat (Specify Martin Brattrud Color)

[View Powder Coat - Metallics](#)

[View Powder Coat - Neutrals](#)

[View Powder Coat - Color](#)

Custom Powder Coat Finish produced upon receipt of a customer supplied RAL# and fee of \$285 Net, with a minimum order of 10.

Premium: Polished Stainless Steel (**PSS**).

No Charge Option: Satin Stainless Steel (**SSS**).

[View Stainless Steel Standards](#)

Premium Hand Rubbed Brushed Bronze (**BBZ**), Oiled Bronze (**BBZ**),

Charcoal (**CS**), or Black (**BS**)

[View Hand Rubbed Steel Premiums](#)

Hand rubbed steel finishes are lacquer sealed.

Seat Cushion(s)

Standard is noted for each style. If available, an option is offered.

Lumbar Cushion(s)

Standard is noted for each style. If available, an option is offered.

Table Base, Tablet Post, Frame for Stool and Touchdown Shelf

See Metal Bases

Table Top, Tablet Top and Touchdown Shelf

Wood Standard: Ash veneer

No Charge Option: Maple veneer

Premium: Walnut veneer (Specify Martin Brattrud Finish)

[View Ash Wood Standard Finishes](#)

[View Maple Wood Standard Finishes](#)

[View Walnut Wood Standard Finishes](#)

Custom Wood Finishes: Customer to provide finish sample for factory matching.

Factory to send matched sample to customer for approval. For each unique finish

per order add \$150 Net.

Corian® Standard: Glacier White (**GW**) .5" thick

Corian® Premium: Concrete (**CNT**) and Carbon (**CCT**) .5" thick

Stone Standard: Black Granite (**BG**) or Carrara Marble (**CM**) .75" thick

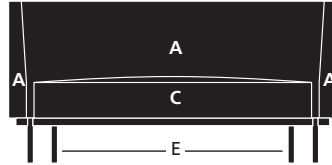
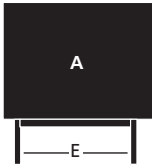
Power

Available. Contact factory for more information.

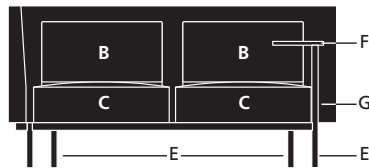
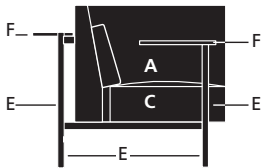
Reveal Lounge Collection Worksheet

Instructions

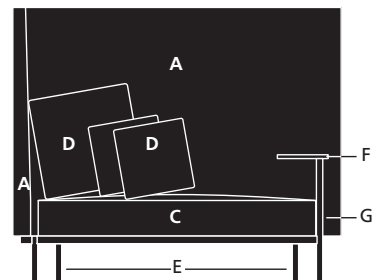
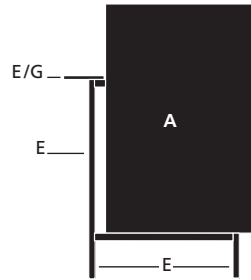
Please submit this worksheet for Martin Bratrud to process an accurate price quote. This form should accompany your purchase order to ensure that production specifications and proper applications of fabrics/leathers are met to your standards. Please attach a floor plan for orders of more than ten (10) lounge chairs. Contact customer service for more information.



Low Back, Single seat 981-67



Low Back, 981-64LAF

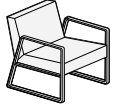


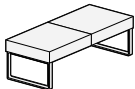


High Back, Single Seat, with Throw Pillows, 980-65 LAFTS (P)

Section	Fabric / Leather Description	COM / COL Each	Quantity	COM / COL Total Requirements
A. Frame Fabric (Inside and Outside Back and Arms)				
B. Back Cushions (Low Back, High Back)				
C. Seat Cushions	<input type="radio"/> Individual Seat Cushions <input type="radio"/> One Seat Cushion			
D. Throw Pillows (substitution for Lumbar cushions)	<input type="radio"/> Low Back Lounge Chair (1) 14 x 14 Sofa (1) 14 x 14 and (2) 18 x 18			
	<input type="radio"/> High Back Lounge Chair (1) 20 x 20 Sofa (2) 14 x 14 and (1) 20 x 20			
E. Base Finish	<input type="radio"/> Brushed Nickel <input type="radio"/> Charcoal Hand Rubbed Steel* <input type="radio"/> Black Hand Rubbed Steel*	<input type="radio"/> Polished Chrome* <input type="radio"/> Powder Coat**		
F. Tablet Top / Touchdown Shelf	<input type="radio"/> Wood with MB Finish <input type="radio"/> Carrera Marble*	<input type="radio"/> Black Granite* <input type="radio"/> Corian® *		
G. Power Locator	<input type="radio"/> Lounge <input type="radio"/> Tablet Top			

* Additional fees apply. Contact factory for more information.

** Powder Coats available in these color options: Carbon, Sugar, Poppy, Daffodil, Bronze, Lead, and Silver. Additional fees apply. Contact factory for more information.

Style		COM COL		MB Leather Grade			Fabric Grades					MB Masquerade			Fabric Yardage	Sq. Ft. Leather	Dimensions																
		A	B	C	1	2	3	4	5	6	7						8	9	OW	OD													
Serif 530-01	Chairs Arms	3253	3578	4163	4291	4423	3455	3520	3585	3650	3715	3780	3845	3910	3975	3.25	59	OW	28														
																				OD	30.5												
		Sled Base and Arms • Standard: Polished Stainless Steel (PSS). • No Charge Option: Satin Stainless Steel (SSS). • Premium Hand Rubbed Brushed Bronze (BBZ), Oiled Bronze (BBZ), Charcoal (CS), or Black (BS), add \$289 • Powder Coat Option: Deduct \$60 (Specify Martin Bratrud color)																															
																																	
GSA SIN 711-11															Cartoned Wt. (lbs.)	0																	
															Cartoned Vol. (cu.ft.)	17																	
Serif 530-03	Chairs Armless	3002	3302	3912	4040	4172	3204	3269	3334	3399	3464	3529	3594	3659	3724	3.25	59	OW	25														
																				OD	30.5												
		Sled Base • Standard: Polished Stainless Steel (PSS). • No Charge Option: Satin Stainless Steel (SSS). • Premium Hand Rubbed Brushed Bronze (BBZ), Oiled Bronze (BBZ), Charcoal (CS), or Black (BS), add \$249 • Powder Coat Option: Deduct \$60 (Specify Martin Bratrud color)																															
																																	
GSA SIN 711-11															Cartoned Wt. (lbs.)	0																	
															Cartoned Vol. (cu.ft.)	17																	
Serif 530-02	Benches 26" W	2219	2441	2639	2698	2759	2312	2342	2372	2402	2432	2462	2492	2522	2552	1.5	27	OW	26														
																				OD	24												
		Sled Base • Standard: Polished Stainless Steel (PSS). • No Charge Option: Satin Stainless Steel (SSS). • Premium Hand Rubbed Brushed Bronze (BBZ), Oiled Bronze (BBZ), Charcoal (CS), or Black (BS), add \$289 • Powder Coat Option: Deduct \$60 (Specify Martin Bratrud color)																															
																																	
GSA SIN 711-11															Cartoned Wt. (lbs.)	0																	
															Cartoned Vol. (cu.ft.)	8																	
Serif 530-52B	Benches 52" W	4034	4437	4594	4673	4754	4158	4198	4238	4278	4318	4358	4398	4438	4478	2	36	OW	52														
																				OD	24												
		Sled Base • Standard: Polished Stainless Steel (PSS). • No Charge Option: Satin Stainless Steel (SSS). • Premium Hand Rubbed Brushed Bronze (BBZ), Oiled Bronze (BBZ), Charcoal (CS), or Black (BS), add \$249 • Powder Coat Option: Deduct \$60 (Specify Martin Bratrud color)																															
																																	
GSA SIN 711-11															Cartoned Wt. (lbs.)	0																	
															Cartoned Vol. (cu.ft.)	15																	

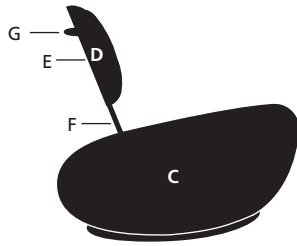
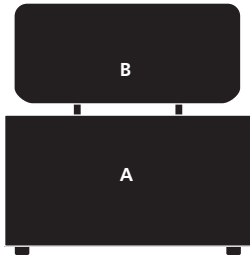
Style	Sofas	MB Leather Grade			Fabric Grades			MB Masquerade							Fabric Yardage	Sq. Ft. Leather	Dimensions		
		COM	COL	A	B	C	1	2	3	4	5	6	7	8			9	OW	SH
Serif 530-56	Sofas 56" W Arms	5507	6058	7326	7584	7847	5910	6040	6170	6300	6430	6560	6690	6820	6950	6.5	117	OW	56
		Sled Base and Arms • Standard: Polished Stainless Steel (PSS). • No Charge Option: Satin Stainless Steel (SSS). • Premium Hand Rubbed Brushed Bronze (BBZ), Oiled Bronze (BBZ), Charcoal (CS), or Black (BS), add \$289 • Powder Coat Option: Deduct \$60 (Specify Martin Bratrud color)															OD	30.5	
																	OH	28.5	
																	SH	16.5	
																	AH	23	
																	SD	21	
																	WBA	53	
															Cartoned Wt. (lbs.)	0			
															Cartoned Vol. (cu.ft.)	33			
Serif 530-53	Sofas 53" W Armless	5173	5690	6992	7250	7513	5576	5706	5836	5966	6096	6226	6356	6486	6616	6.5	117	OW	53
		Sled Base • Standard: Polished Stainless Steel (PSS). • No Charge Option: Satin Stainless Steel (SSS). • Premium Hand Rubbed Brushed Bronze (BBZ), Oiled Bronze (BBZ), Charcoal (CS), or Black (BS), add \$249 • Powder Coat Option: Deduct \$60 (Specify Martin Bratrud color)															OD	31.5	
																	OH	29.5	
																	SH	17	
															Cartoned Wt. (lbs.)	0			
															Cartoned Vol. (cu.ft.)	34			
Serif 530-83	Sofas 83" W Arms	7714	8485	10373	10749	11134	8303	8493	8683	8873	9063	9253	9443	9633	9823	9.5	171	OW	83
		Sled Base and Arms • Standard: Polished Stainless Steel (PSS). • No Charge Option: Satin Stainless Steel (SSS). • Premium Hand Rubbed Brushed Bronze (BBZ), Oiled Bronze (BBZ), Charcoal (CS), or Black (BS), add \$329 • Powder Coat Option: Deduct \$60 (Specify Martin Bratrud color)															OD	31.5	
																	OH	29.5	
																	SH	17	
																	AH	23	
																	SD	21	
																	WBA	79	
															Cartoned Wt. (lbs.)	0			
															Cartoned Vol. (cu.ft.)	52			
Serif 530-80	Sofas 80" W Armless	7232	7955	9891	10267	10652	7821	8011	8201	8391	8581	8771	8961	9151	9341	9.5	171	OW	80
		Sled Base • Standard: Polished Stainless Steel (PSS). • No Charge Option: Satin Stainless Steel (SSS). • Premium Hand Rubbed Brushed Bronze (BBZ), Oiled Bronze (BBZ), Charcoal (CS), or Black (BS), add \$289 • Powder Coat Option: Deduct \$60 (Specify Martin Bratrud color)															OD	31.5	
																	OH	29.5	
																	SH	17	
															Cartoned Wt. (lbs.)	0			
															Cartoned Vol. (cu.ft.)	50			

Style	COM COL		MB Leather Grade			Fabric Grades				MB Masquerade					Fabric Yardage	Sq. Ft. Leather	Dimensions
	0	0	A	B	C	1	2	3	4	5	6	7	8	9			
GSA SIN 711-11	0	0	0	0	0	0	0	0	0	0	0	0	0	0	0	0	0
GSA SIN 711-11	0	0	0	0	0	0	0	0	0	0	0	0	0	0	0	0	0

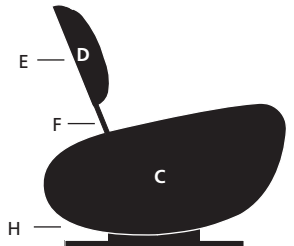
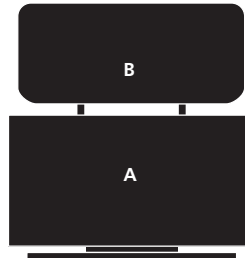
Shamrock Lounge Collection Worksheet

Instructions

Please submit this worksheet for Martin Bratrud to process an accurate price quote. This form should accompany your purchase order to ensure that production specifications and proper applications of fabrics/leathers are met to your standards. Please attach a floor plan for orders of more than ten (10) lounge chairs. Contact customer service for more information.



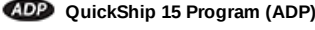

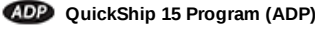




Base Rocker



Swivel Base

Section	Fabric / Leather Description	COM/COL Each	Quantity	COM / COL Total Requirements
A. Seat				
B. Back Cushion				
C. Side Panel on Seat Cushion				
D. Side Panel on Back Cushion				
E. Back Panel of Back Cushion				
F. Metal Post	<input type="radio"/> Polished Chrome <input type="radio"/> Brushed Chrome <input type="radio"/> Powder Coat Colors*			
G. Metal Handle	<input type="radio"/> Polished Chrome <input type="radio"/> Brushed Chrome <input type="radio"/> Powder Coat Colors*			
H. Swivel Disc	<input type="radio"/> Polished Chrome <input type="radio"/> Brushed Chrome <input type="radio"/> Powder Coat Colors*			

* Powder Coats available in these color options: Carbon, Sugar, Poppy, Daffodil, Bronze, Lead, and Silver. Additional fees apply. Contact factory for more information.

Style	COM	COL	MB Leather Grade			Fabric Grades			MB Masquerade							Fabric Yardage	Sq. Ft. Leather	Dimensions	
			A	B	C	1	2	3	4	5	6	7	8	9					
Spyglass 3645-01	1538	1692	1958	2017	2078	1631	1661	1691	1721	1751	1781	1811	1841	1871	1.5	27	OW	23.5	
Exposed wood is standard in Maple. Specify Martin Bratrud finish.																			
																			
																			
															Cartoned Wt. (lbs.)	35			
															Cartoned Vol. (cu.ft.)	14			
Spyglass 3645-03	2160	2376	3420	3598	3780	2439	2529	2619	2709	2799	2889	2979	3069	3159	4.5	81	OW	28.5	
Exposed wood is standard in Maple. Specify Martin Bratrud wood finish.																			
																			
																			
															Cartoned Wt. (lbs.)	56			
															Cartoned Vol. (cu.ft.)	20			
Spyglass 3645-60	Sofas	3076	3384	5315	5632	5956	3572	3732	3892	4052	4212	4372	4532	4692	4852	8	144	OW	60
60" Sofa																			
Exposed wood is standard in Maple. Specify Martin Bratrud wood finish.																			
																			
															Cartoned Wt. (lbs.)	83			
															Cartoned Vol. (cu.ft.)	39			
Spyglass 3645-72	Sofas	3690	4059	6349	6725	7110	4279	4469	4659	4849	5039	5229	5419	5609	5799	9.5	171	OW	72
72" Sofa																			
Exposed wood is standard in Maple. Specify Martin Bratrud wood finish.																			
																			
															Cartoned Wt. (lbs.)	100			
															Cartoned Vol. (cu.ft.)	47			
Spyglass 3645-84	Sofas	4169	4586	7248	7684	8129	4851	5071	5291	5511	5731	5951	6171	6391	6611	11	198	OW	84
84" Sofa																			
Exposed wood is standard in Maple. Specify Martin Bratrud wood finish.																			
																			
															Cartoned Wt. (lbs.)	118			
															Cartoned Vol. (cu.ft.)	55			

Martin Bratrud Inc.

Style	COM	COL	MB Leather Grade			Fabric Grades									Fabric Yardage	Sq. Ft. Leather	Dimensions		
			A	B	C	1	2	3	4	5	6	7	8	9					
St. Germain 540-01	Chairs	3027	3330	4986	5264	5547	3461	3601	3741	3881	4021	4161	4301	4441	4581	7	126	OW	31.5
	Plain Back Arms																	OD	34
																		OH	38
																		SH	18
																		AH	24.5
																		SD	21
																		WBA	24



Exposed Wood
 • Standard: Solid Maple
 (Specify Martin Bratrud Finish)

Cushions
 • Standard Cushions: Plain Upholstery



Cartoned Wt. (lbs.) 55
 Cartoned Vol. (cu.ft.) 32

GSA SIN NOC

St. Germain 542-01TB	Chairs	3212	3533	5171	5449	5732	3646	3786	3926	4066	4206	4346	4486	4626	4766	7	126	OW	31.5
	Tufted Back Arms																	OD	34
																		OH	38
																		SH	18
																		AH	24.5
																		SD	21
																		WBA	24



Exposed Wood
 • Standard: Solid Maple
 (Specify Martin Bratrud Finish)

Cushions
 • Standard Cushions: Tufted - Evaluate fabric suitability



Cartoned Wt. (lbs.) 53
 Cartoned Vol. (cu.ft.) 32

GSA SIN NOC

St. Germain 542-03NA	Chairs	2985	3284	4874	5142	5415	3404	3539	3674	3809	3944	4079	4214	4349	4484	6.75	122	OW	31.5
	Plain Back Armless																	OD	34
																		OH	38
																		SH	18
																		AH	21
																		SD	21



Exposed Wood
 • Standard: Solid Maple
 (Specify Martin Bratrud Finish)

Cushions
 • Standard Cushions: Plain Upholstery



Cartoned Wt. (lbs.) 53
 Cartoned Vol. (cu.ft.) 32

GSA SIN NOC



Exposed Wood
 • Standard: Solid Maple
 (Specify Martin Bratrud Finish)

Cushions
 • Standard Cushions: Tufted - Evaluate fabric suitability



Martin Bratrud Inc.

Style	COM	COL	MB Leather Grade			Fabric Grades			MB Masquerade							Fabric Yardage	Sq. Ft. Leather	Dimensions	
			A	B	C	1	2	3	4	5	6	7	8	9	OW			SH	
St. Germain 540-56	4694	5163	8403	8927	9464	5516	5781	6046	6311	6576	6841	7106	7371	7636	13.25	239	OW	56	



Exposed Wood
 • Standard: Solid Maple
 (Specify Martin Bratrud Finish)



Cushions
 • Standard Cushions: Plain Upholstery

Cartoned Wt. (lbs.) 80
 Cartoned Vol. (cu.ft.) 50

GSA SIN NOC

St. Germain 542-56TB	5062	5568	8771	9295	9832	5884	6149	6414	6679	6944	7209	7474	7739	8004	13.25	239	OW	56
--------------------------------	-------------	-------------	-------------	-------------	-------------	-------------	-------------	-------------	-------------	-------------	-------------	-------------	-------------	-------------	-------	-----	----	----



Exposed Wood
 • Standard: Solid Maple
 (Specify Martin Bratrud Finish)



Cushions
 • Standard Cushions: Tufted - Evaluate fabric suitability

Cartoned Wt. (lbs.) 80
 Cartoned Vol. (cu.ft.) 50

GSA SIN NOC

St. Germain 540-56NA	4651	5116	8290	8805	9331	5457	5717	5977	6237	6497	6757	7017	7277	7537	13	234	OW	56
--------------------------------	-------------	-------------	-------------	-------------	-------------	-------------	-------------	-------------	-------------	-------------	-------------	-------------	-------------	-------------	----	-----	----	----



Exposed Wood
 • Standard: Solid Maple
 (Specify Martin Bratrud Finish)



Cushions
 • Standard Cushions: Plain Upholstery

Cartoned Wt. (lbs.) 78
 Cartoned Vol. (cu.ft.) 50

GSA SIN NOC

St. Germain 542-56NATB	5016	5518	8655	9170	9696	5822	6082	6342	6602	6862	7122	7382	7642	7902	13	234	OW	56
----------------------------------	-------------	-------------	-------------	-------------	-------------	-------------	-------------	-------------	-------------	-------------	-------------	-------------	-------------	-------------	----	-----	----	----



Exposed Wood
 • Standard: Solid Maple
 (Specify Martin Bratrud Finish)



Cushions
 • Standard Cushions: Tufted - Evaluate fabric suitability

Cartoned Wt. (lbs.) 78
 Cartoned Vol. (cu.ft.) 50

GSA SIN NOC

Style	COM	COL	MB Leather Grade			Fabric Grades									Fabric Yardage	Sq. Ft. Leather	Dimensions		
			A	B	C	1	2	3	4	5	6	7	8	9					
Stonehenge 915-01	Chairs Legs	1758	1934	3018	3196	3378	2037	2127	2217	2307	2397	2487	2577	2667	2757	4.5	81	OW	26.5
		Multiple Upholstery																OD	32
		Seat and Platform														3	54	OH	32.5
		Inside and Outside Back														1.5	27	SH	18.5
		Back Cushion														1.25	23	SD	19
		Metal Legs																	
		<ul style="list-style-type: none"> Standard: Powder Coat Carbon Matte (CBN) No Charge Option: Any Martin Bratrud Color Premium: Brushed Chrome (BC), add \$26 (Specify Martin Bratrud Color or Finish)																	
		ADP QuickShip 15 Program (ADP)																	
																Cartoned Wt. (lbs.)	68		
																Cartoned Vol. (cu.ft.)	22		
GSA SIN 711-16																			
Stonehenge 915-02	Chairs Legs Tablet	2356	2592	3616	3794	3976	2635	2725	2815	2905	2995	3085	3175	3265	3355	4.5	81	OW	29
		Multiple Upholstery																OD	32
		Seat and Platform														3	54	OH	32.5
		Inside/Outside														1.5	27	SH	18.5
		Back Cushion														1.25	23	SD	19
		Metal Legs																	
		<ul style="list-style-type: none"> Standard: Powder Coat Carbon Matte (CBN) No Charge Option: Any Martin Bratrud Powder Coat Color Premium: Brushed Chrome (BC), add \$26 (Specify Martin Bratrud Color or Finish)																	
		Tablet																	
		<ul style="list-style-type: none"> Standard: Solid Maple Wood (Specify Martin Bratrud Maple Finish)																	
		ADP QuickShip 15 Program (ADP)																	
																Cartoned Wt. (lbs.)	76		
																Cartoned Vol. (cu.ft.)	22		
GSA SIN 711-16																			
Stonehenge 915-03	Chairs Casters	1843	2027	3103	3281	3463	2122	2212	2302	2392	2482	2572	2662	2752	2842	4.5	81	OW	26.5
		Multiple Upholstery																OD	32
		Seat and Platform														3	54	OH	32.5
		Inside and Outside Back														1.5	27	SH	18.5
		Back Cushion														1.25	23	SD	19
		Metal Legs																	
		<ul style="list-style-type: none"> Standard: Powder Coat Carbon Matte (CBN) No Charge Option: Any Martin Bratrud Color Premium: Brushed Chrome (BC), add \$26 (Specify Martin Bratrud Color or Finish)																	
		ADP QuickShip 15 Program (ADP)																	
																Cartoned Wt. (lbs.)	70		
																Cartoned Vol. (cu.ft.)	22		
GSA SIN 711-16																			
Stonehenge 915-04	Chairs Casters Tablet	2434	2677	3694	3872	4054	2713	2803	2893	2983	3073	3163	3253	3343	3433	4.5	81	OW	29
		Multiple Upholstery																OD	32
		Seat and Platform														3	54	OH	32.5
		Inside/Outside														1.5	27	SH	18.5
		Back Cushion														1.25	23	SD	19
		Metal Legs																	
		<ul style="list-style-type: none"> Standard: Powder Coat Carbon Matte (CBN) No Charge Option: Any Martin Bratrud Powder Coat Color Premium: Brushed Chrome (BC), add \$26 (Specify Martin Bratrud Color or Finish)																	
		Tablet																	
		<ul style="list-style-type: none"> Standard: Solid Maple Wood (Specify Martin Bratrud Maple Finish)																	
		ADP QuickShip 15 Program (ADP)																	

Style	Description	Fabric Grades														Fabric Yardage	Sq. Ft. Leather	Dimensions	
		COM	COL	MB Leather Grade			MB Masquerade												
		A	B	C	1	2	3	4	5	6	7	8	9						
Stonehenge 915-54	Sofas	3224	3546	5743	6100	6464	3782	3962	4142	4322	4502	4682	4862	5042	5222	9	162	OW	54
	54" Sofa Legs	Multiple Upholstery																	
		Seat and Platform														5	90	OH	32.5
		Inside and Outside Back														3	54	SH	18.5
		Back Cushions														2.5	45	SD	19
		Metal Legs																	
		<ul style="list-style-type: none"> Standard: Powder Coat Carbon Matte (CBN) No Charge Option: Any Martin Bratrud Color Premium: Brushed Chrome (BC), add \$32 (Specify Martin Bratrud Color or Finish)																	
		ADP QuickShip 15 Program (ADP)																	
																Cartoned Wt. (lbs.)	114		
																Cartoned Vol. (cu.ft.)	43		
GSA SIN 711-16																			
Stonehenge 915-56T	Sofas	4299	4729	6818	7175	7539	4857	5037	5217	5397	5577	5757	5937	6117	6297	9	162	OW	59
	Legs Two Tablets	Multiple Upholstery																	
		Seat and Platform														5	90	OH	32.5
		Inside/Outside														3	54	SH	18.5
		Back Cushions														2.5	45	SD	19
		Metal Legs																	
		<ul style="list-style-type: none"> Standard: Powder Coat Carbon Matte (CBN) No Charge Option: Any Martin Bratrud Powder Coat Color Premium: Brushed Chrome (BC), add \$32 (Specify Martin Bratrud Color or Finish)																	
		Tablet																	
		<ul style="list-style-type: none"> Standard: Solid Maple Wood (Specify Martin Bratrud Maple Finish)																	
		ADP QuickShip 15 Program (ADP)																	
																Cartoned Wt. (lbs.)	122		
																Cartoned Vol. (cu.ft.)	43		
GSA SIN 711-16																			
Stonehenge 915-81	Sofas	4671	5138	8450	8984	9531	5508	5778	6048	6318	6588	6858	7128	7398	7668	13.5	243	OW	81
	84" Sofa Legs	Multiple Upholstery																	
		Seat and Platform														7.5	135	OH	32.5
		Inside and Outside Back														4.5	81	SH	18.5
		Back Cushions														3.75	68	SD	19
		Metal Legs																	
		<ul style="list-style-type: none"> Standard: Powder Coat Carbon Matte (CBN) No Charge Option: Any Martin Bratrud Color Premium: Brushed Chrome (BC), add \$52 (Specify Martin Bratrud Color or Finish)																	
		ADP QuickShip 15 Program (ADP)																	
																Cartoned Wt. (lbs.)	157		
																Cartoned Vol. (cu.ft.)	62		
GSA SIN 711-16																			
Stonehenge 915-83T	Sofas	5608	6169	9387	9921	10468	6445	6715	6985	7255	7525	7795	8065	8335	8605	13.5	243	OW	86
	84" Sofa Legs	Multiple Upholstery																	
		Seat and Platform														7.5	135	OH	32.5
		Inside/Outside														4.5	81	SH	18.5
		Back Cushions														3.75	68	SD	19
		Metal Legs																	
		<ul style="list-style-type: none"> Standard: Powder Coat Carbon Matte (CBN) No Charge Option: Any Martin Bratrud Powder Coat Color Premium: Brushed Chrome (BC), add \$52 (Specify Martin Bratrud Color or Finish)																	
		Tablet																	
		<ul style="list-style-type: none"> Standard: Solid Maple Wood (Specify Martin Bratrud Maple Finish)																	
		ADP QuickShip 15 Program (ADP)																	

Style	COM	COL	MB Leather Grade			Fabric Grades			MB Masquerade							Fabric Yardage	Sq. Ft. Leather	Dimensions	
			A	B	C	1	2	3	4	5	6	7	8	9					
Stonehenge 915-05R	Benches Small Round	1182	1300	1812	1901	1992	1322	1367	1412	1457	1502	1547	1592	1637	1682	2.25	41	OW	22
Multiple Upholstery																			
Upper Band/Top																2.25	41	OH	17.5
Lower Band																1	18		



Metal Legs

- Standard: Powder Coat Carbon Matte (CBN)
- No Charge Option: Any Martin Bratrud Color
- Premium: Brushed Chrome (BC), add \$26
(Specify Martin Bratrud Color or Finish)



Casters Option

- To replace metal legs with Black Casters, add \$50

Cross Stitch Pattern as Standard on seating surface

ADP QuickShip 15 Program (ADP)

GSA SIN 711-16

Cartoned Wt. (lbs.) 41
Cartoned Vol. (cu.ft.) 7

Stonehenge 915-05S	Benches Small Square	1152	1267	1782	1871	1962	1292	1337	1382	1427	1472	1517	1562	1607	1652	2.25	41	OW	22
Multiple Upholstery																			
Upper Band/Top																2.25	41	OH	17.5
Lower Band																1	18		



Metal Legs

- Standard: Powder Coat Carbon Matte (CBN)
- No Charge Option: Any Martin Bratrud Color
- Premium: Brushed Chrome (BC), add \$26
(Specify Martin Bratrud Color or Finish)



Casters Option

- To replace metal legs with Black Casters, add \$50

Cross Stitch Pattern as Standard on seating surface

ADP QuickShip 15 Program (ADP)

GSA SIN 711-16

Cartoned Wt. (lbs.) 44
Cartoned Vol. (cu.ft.) 7

Stonehenge 915-06R	Benches Large Round	1494	1643	2404	2532	2664	1696	1761	1826	1891	1956	2021	2086	2151	2216	3.25	59	OW	30
Multiple Upholstery																			
Upper Band/Top																3.25	59	OH	17.5
Lower Band																1.5	27		



Metal Legs

- Standard: Powder Coat Carbon Matte (CBN)
- No Charge Option: Any Martin Bratrud Color
- Premium: Brushed Chrome (BC), add \$26
(Specify Martin Bratrud Color or Finish)



Casters Option

- To replace metal legs with Black Casters, add \$50

Cross Stitch Pattern as Standard on seating surface

ADP QuickShip 15 Program (ADP)

GSA SIN 711-16

Cartoned Wt. (lbs.) 50
Cartoned Vol. (cu.ft.) 12

Stonehenge 915-06S	Benches Large Square	1462	1608	2372	2500	2632	1664	1729	1794	1859	1924	1989	2054	2119	2184	3.25	59	OW	30
Multiple Upholstery																			
Upper Band/Top																3.25	59	OH	17.5
Lower Band																1.5	27		

Metal Legs

- Standard: Powder Coat Carbon Matte (CBN)



- No Charge Option: Any Martin Bratrud Color
 - Premium: Brushed Chrome (BC), add \$26
- (Specify Martin Bratrud Color or Finish)

**Casters Option**

- To replace metal legs with Black Casters, add \$50

Cross Stitch Pattern as Standard on seating surface**ADP QuickShip 15 Program (ADP)**

GSA SIN 711-16

Cartoned Wt. (lbs.) 52
 Cartoned Vol. (cu.ft.) 12

Martin Bratrud Inc.

Style	COM	COL	MB Leather Grade			Fabric Grades			MB Masquerade							Fabric Yardage	Sq. Ft. Leather	Dimensions	
			A	B	C	1	2	3	4	5	6	7	8	9					
Stonehenge	Benches	1581	1739	2491	2619	2751	1783	1848	1913	1978	2043	2108	2173	2238	2303	3.25	59	OW	48
915-48B	48" Bench	Multiple Upholstery																OD	22
	Rectangle	Upper Band/Top														3.25	59	OH	17.5
		Lower Band														1.5	27		

Metal Legs

- Standard: Powder Coat Carbon Matte (CBN)
 - No Charge Option: Any Martin Bratrud Color
 - Premium: Brushed Chrome (BC), add \$26
- (Specify Martin Bratrud Color or Finish)

**Cross Stitch Pattern as Standard on seating surface****ADP QuickShip 15 Program (ADP)**

GSA SIN 711-16

Cartoned Wt. (lbs.) 95
 Cartoned Vol. (cu.ft.) 14

Stonehenge	Benches	1836	2020	2956	3114	3276	2084	2164	2244	2324	2404	2484	2564	2644	2724	4	72	OW	60
915-60B	60" Bench	Multiple Upholstery																OD	22
		Upper Band/Top														4	72	OH	17.5
		Lower Band														2	36		

Metal Legs

- Standard: Powder Coat Carbon Matte (CBN)
 - No Charge Option: Any Martin Bratrud Color
 - Premium: Brushed Chrome (BC), add \$26
- (Specify Martin Bratrud Color or Finish)

**Cross Stitch Pattern as Standard on seating surface****ADP QuickShip 15 Program (ADP)**

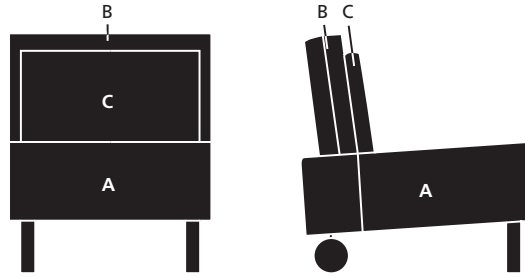
GSA SIN 711-16

Cartoned Wt. (lbs.) 105
 Cartoned Vol. (cu.ft.) 17

Stonehenge Lounge Collection Worksheet

Instructions

It is essential to submit this worksheet for Martin Bratrud may provide an accurate price quotation and fabric requirements. This form must accompany your purchase order to ensure production meets your specifications and proper applications of fabrics / leathers. Floor plans may be requested for orders of more than ten (10) lounge chairs.



Section	Fabric / Leather Description	COM/COL Each	Quantity	COM / COL Total Requirements
A. Seat Cushion				
B. Inside / Outside Back				
C. Back Cushion Standard as Attached				



Section	Material Description	COM/COL Each	Quantity	COM / COL Total Requirements
A. Upper Band / Top				
B. Lower Band				

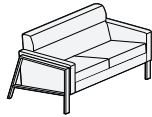
*Additional fees apply. Contact factory for more information.

Style	COM	COL	MB Leather Grade			Fabric Grades									Fabric Yardage	Sq. Ft. Leather	Dimensions		
			A	B	C	1	2	3	4	5	6	7	8	9					
Times Square 520-01			6296	6926	7626	7814	8006	6591	6686	6781	6876	6971	7066	7161	7256	7351	4.75	86	OW 34
			Multiple Upholstery															OD 33	
			Lumbar Cushion													.75	14	OH 30	
			Balance of Chair													4.25	77	SH 18	
			Steel Frame															AH 22.5	
			<ul style="list-style-type: none"> Standard: Polished Stainless Steel (PSS) No Charge Option: Satin Stainless Steel (SSS) Premium: Hand Rubbed Steel in Brushed Bronze (BBZ), Oiled Bronze (OBZ), Charcoal (CS) or Black (BS), add \$407 Powder Coat: deduct \$420 (Specify Martin Brattrud Finish or Color)															SD 20.5	
																		WBA 24.5	



GSA SIN NOC Cartoned Wt. (lbs.) 97
Cartoned Vol. (cu.ft.) 25

Style	COM	COL	MB Leather Grade			Fabric Grades									Fabric Yardage	Sq. Ft. Leather	Dimensions		
			A	B	C	1	2	3	4	5	6	7	8	9					
Times Square 520-59			9806	10787	12185	12522	12866	10333	10503	10673	10843	11013	11183	11353	11523	11693	8.5	153	OW 59
			Multiple Upholstery															OD 33	
			Lumbar Cushion													1.5	27	OH 30	
			Balance of Chair													7.5	135	SH 18	
			Steel Frame															AH 22.5	
			<ul style="list-style-type: none"> Standard: Polished Stainless Steel (PSS) No Charge Option: Satin Stainless Steel (SSS) Premium: Hand Rubbed Steel in Brushed Bronze (BBZ), Oiled Bronze (OBZ), Charcoal (CS) or Black (BS), add \$407 Powder Coat: deduct \$420 (Specify Martin Brattrud Finish or Color)															SD 20.5	
																		WBA 49.5	



GSA SIN NOC Cartoned Wt. (lbs.) 190
Cartoned Vol. (cu.ft.) 42

Times Square Details

Steel Frame

Standard: Polished Stainless Steel (**PSS**),
 No Charge Option: Satin Stainless Steel (**SSS**)
 Premium: Hand Rubbed Steel in Brushed Bronze (**BBZ**), Oiled Bronze (**OBZ**),
 Charcoal (**CS**) or Black (**BS**)
 Powder Coat: Specify Standard Martin Brattrud color

Martin Brattrud Finishes

Metal Steel
[View Stainless Steel Premiums](#)
[View Hand Rubbed Steel Premiums](#)
 Hand rubbed steel finishes are lacquer sealed

Powder Coat Standard Finishes

[View Powder Coat - Metallics](#)
[View Powder Coat - Neutrals](#)
[View Powder Coat - Color](#)
 Custom Powder Coat Finish produced upon receipt of a customer supplied RAL#
 and fee of \$285 Net, with a minimum order of 5.

Martin Bratrud Inc.

Style	COM	COL	MB Leather Grade			Fabric Grades									MB Masquerade	Fabric Yardage	Sq. Ft. Leather	Dimensions	
			A	B	C	1	2	3	4	5	6	7	8	9					
Urbeyn 1020-01			1391	1530	1601	1631	1661	1438	1453	1468	1483	1498	1513	1528	1543	1558	.75	14	OW 18 OD 18 OH 30.5 SH 30.5 SD 18
<p>For 24.5" Counter Seat Height (1020-01C), deduct \$10</p>																			



Wood Base

- Standard: Ash
- No Charge Option: Maple
- Premium: Walnut, add \$273

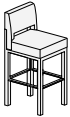
(Specify Martin Bratrud Standard Finish)

Stretchers & Metal Strips

- Standard: Powder Coat (Specify Martin Bratrud Color)
- Premium: Polished Stainless Steel (**PSS**), Satin Stainless Steel (**SSS**), Hand Rubbed Steel in Brushed Bronze (**BBZ**), Oiled Bronze (**OBZ**), Charcoal (**CS**) or Black (**BS**), add \$127

GSA SIN NOC Cartoned Wt. (lbs.) 47
Cartoned Vol. (cu.ft.) 8

Style	COM	COL	2096	2306	2516	2575	2636	2189	2219	2249	2279	2309	2339	2369	2399	2429	Fabric Yardage	Sq. Ft. Leather	Dimensions	
Urbeyn 1020-02			2096	2306	2516	2575	2636	2189	2219	2249	2279	2309	2339	2369	2399	2429	1.5	27	OW 18 OD 20.5 OH 42.5 SH 30.5 SD 16.5	
<p>For 24.5" Counter Seat Height (1020-02C), deduct \$10</p>																				



Wood Base

- Standard: Ash
- No Charge Option: Maple
- Premium: Walnut, add \$273

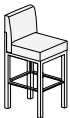
(Specify Martin Bratrud Standard Finish)

Stretchers & Metal Strips

- Standard: Powder Coat (Specify Martin Bratrud Color)
- Premium: Polished Stainless Steel (**PSS**), Satin Stainless Steel (**SSS**), Hand Rubbed Steel in Brushed Bronze (**BBZ**), Oiled Bronze (**OBZ**), Charcoal (**CS**) or Black (**BS**), add \$127

GSA SIN NOC Cartoned Wt. (lbs.) 56
Cartoned Vol. (cu.ft.) 12

Style	COM	COL	1755	1931	2175	2234	2295	1848	1878	1908	1938	1968	1998	2028	2058	2088	Fabric Yardage	Sq. Ft. Leather	Dimensions	
Urbeyn 1020-03			1755	1931	2175	2234	2295	1848	1878	1908	1938	1968	1998	2028	2058	2088	1.5	27	OW 18 OD 20.5 OH 42.5 SH 30.5 SD 16.5	
<p>For 24.5" Counter Seat Height (1020-03C), deduct \$10</p>																				



Wood Base



- Standard: Ash
- No Charge Option: Maple
- Premium: Walnut, add \$273

(Specify Martin Bratrud Standard Finish)

Stretchers & Metal Strips

- Standard: Powder Coat (Specify Martin Bratrud Color)
- Premium: Polished Stainless Steel (**PSS**), Satin Stainless Steel (**SSS**), Hand Rubbed Steel in Brushed Bronze (**BBZ**), Oiled Bronze (**OBZ**), Charcoal (**CS**) or Black (**BS**), add \$127

GSA SIN NOC Cartoned Wt. (lbs.) 31
Cartoned Vol. (cu.ft.) 12

Style		MB Leather Grade			Fabric Grades			MB Masquerade									Fabric Yardage	Sq. Ft. Leather	Dimensions	
		COM	COL	A	B	C	1	2	3	4	5	6	7	8	9					
Wexford 2006-01	Chairs	2905	3196	4305	4503	4705	3215	3315	3415	3515	3615	3715	3815	3915	4015	5	90	OW	29	
Standard with Polished Chrome base (PC) .																	OD	25		
Available in Brushed Chrome base (BC) .																	OH	28		
Available in Hand Rubbed Black (BS) or Charcoal (CS) finish on Steel with a lacquer sealer, add \$367.																	SH	18		
Available in Powder Coat colors. See footer for options. Custom colors also available.																	AH	28		
																	SD	20.5		
																	WBA	22.5		
																Cartoned Wt. (lbs.)	69			
GSA SIN 711-16																Cartoned Vol. (cu.ft.)	15			
Wexford 2006-60	Sofas	4455	4901	6694	7011	7335	4951	5111	5271	5431	5591	5751	5911	6071	6231	8	144	OW	60	
Standard with Polished Chrome base (PC) .																	OD	25		
Available in Brushed Chrome base (BC) .																	OH	28		
Available in Hand Rubbed Black (BS) or Charcoal (CS) finish on Steel with a lacquer sealer, add \$387.																	SH	18		
Available in Powder Coat colors. See footer for options. Custom colors also available.																	AH	28		
																	SD	20.5		
																	WBA	58		
																Cartoned Wt. (lbs.)	125			
GSA SIN 711-16																Cartoned Vol. (cu.ft.)	30			

WEXFORD OPTIONS

Legs

Standard: Polished Chrome **(PC)** and Brushed Chrome **(BC)** base

Custom Powder Coat minimum order \$450 LIST and 10 chairs or tables. Contact factory or your representative for more information.

Hand Rubbed Black finish on Steel with lacquer sealer **(BS)**

Hand Rubbed Charcoal finish on Steel with lacquer sealer **(CS)**

Powder Coat Options

Powder Coat Bronze (BRZ)	Powder Coat Carbon (CBN)
Powder Coat Daffodil (DFD)	Powder Coat Lead (LD)
Powder Coat Poppy (PP)	Powder Coat Silver (SIL)
Powder Coat Sugar (SGR)	Custom - Contact Factory

Martin Bratrud Inc.

Style	COM	COL	MB Leather Grade			Fabric Grades			MB Masquerade	4	5	6	7	8	9	Fabric Yardage	Sq. Ft. Leather	Dimensions
			A	B	C	1	2	3										
	0	0	0	0	0	0	0	0	0	0	0	0	0	0	0	0	0	
GSA SIN 711-11	0	0	0	0	0	0	0	0	0	0	0	0	0	0	0	0	0	
GSA SIN 711-11	0	0	0	0	0	0	0	0	0	0	0	0	0	0	0	0	0	
GSA SIN 711-11	0	0	0	0	0	0	0	0	0	0	0	0	0	0	0	0	0	

GSA SIN 711-11

Martin Bratrud Inc.

Style	COM	COL	MB Leather Grade			Fabric Grades			MB Masquerade	4	5	6	7	8	9	Fabric Yardage	Sq. Ft. Leather	Dimensions
			A	B	C	1	2	3										
	0	0	0	0	0	0	0	0	0	0	0	0	0	0	0	0	0	
GSA SIN 711-11	0	0	0	0	0	0	0	0	0	0	0	0	0	0	0	0	0	

GSA SIN 711-11

Martin Bratrud Inc.

Style	COM	COL	MB Leather Grade			Fabric Grades			MB Masquerade	4	5	6	7	8	9	Fabric Yardage	Sq. Ft. Leather	Dimensions
			A	B	C	1	2	3										
	0	0	0	0	0	0	0	0	0	0	0	0	0	0	0	0	0	
GSA SIN 711-11	0	0	0	0	0	0	0	0	0	0	0	0	0	0	0	0	0	

GSA SIN 711-11

Martin Bratrud Inc.

Style	COM	COL	MB Leather Grade			Fabric Grades					MB Masquerade	Fabric Yardage	Sq. Ft. Leather	Dimensions		
			A	B	C	1	2	3	4	5					6	7
	0	0	0	0	0	0	0	0	0	0	0	0	0	0	0	0

GSA SIN 711-11

	0	0	0	0	0	0	0	0	0	0	0	0	0	0	0	0
--	---	---	---	---	---	---	---	---	---	---	---	---	---	---	---	---

GSA SIN 711-11

Martin Bratrud Inc.

Style	COM	COL	MB Leather Grade			Fabric Grades					MB Masquerade	Fabric Yardage	Sq. Ft. Leather	Dimensions		
			A	B	C	1	2	3	4	5					6	7
	0	0	0	0	0	0	0	0	0	0	0	0	0	0	0	0

GSA SIN 711-11

	0	0	0	0	0	0	0	0	0	0	0	0	0	0	0	0
--	---	---	---	---	---	---	---	---	---	---	---	---	---	---	---	---

GSA SIN 711-11

Xavier Details

Metal Frame

Standard Powder Coat Finishes

[View Powder Coat - Metallics](#)

[View Powder Coat - Neutrals](#)

[View Powder Coat - Color](#)

Custom Powder Coat Finish produced upon receipt of a customer supplied RAL# and fee of \$285 Net, with a minimum order of 10.

Premium Finishes

[View Hand Rubbed Steel Premiums](#)

Hand rubbed steel finishes are lacquer sealed

Top

Veneer Standard: Ash, or Maple option, .75" thick

Veneer Premium: Walnut, .75: thick

Custom Wood Finish produced upon request of a customer's approved same match and fee of \$150 Net for each unique finish per order.

Corian® Standard: Glacier White (**GW**)

Corian® Premium: Concrete (**CNT**) or Carbon (**CCT**), .5" thick

Stone Standard: Black Granite (**BG**) or Carrara Marble (**CM**), .75" thick (Stone is a natural material with inherent fissures and color patterns.)

This page is intentionally left blank

Martin Brattrud







Banquettes

2018

Banquette Worksheet

Instructions

Please submit this worksheet for Martin Bratrud to process an accurate price quote. This form should accompany your purchase order to ensure that production specifications and proper applications of fabrics/leathers are met to your standards. Please attach a floor plan with custom or modified banquette orders. Contact customer service for more information.

Components	 LAF	 Armless	 RAF	 Corner Unit	 Radius Outside Back	 Radius Inner Back
------------	--	--	--	---	---	---

Application	<input type="radio"/> Reception	<input type="radio"/> Conference	<input type="radio"/> Dining	<input type="radio"/> Audio Visual	<input type="radio"/> Teaming	<input type="checkbox"/> Other
-------------	---------------------------------	----------------------------------	------------------------------	------------------------------------	-------------------------------	--------------------------------

Style Options	<input type="radio"/> Bristol	<input type="radio"/> K-2	<input type="radio"/> La Jolla	<input type="radio"/> La Moye	<input type="radio"/> La Purisima	<input type="radio"/> La Quinta
	<input type="radio"/> Lakeside	<input type="radio"/> Monument	<input type="radio"/> Reveal	<input type="checkbox"/> Modified	<input type="checkbox"/> Custom	

Configuration	<input type="radio"/> Straight	<input type="radio"/> Serpentine	<input type="radio"/> Half Circle	<input type="radio"/> L Shaped	<input type="radio"/> Radius	<input type="checkbox"/> Other
---------------	--------------------------------	----------------------------------	-----------------------------------	--------------------------------	------------------------------	--------------------------------

Components (Enter Number of Units)	<input type="radio"/> LAF	<input type="radio"/> RAF	<input type="radio"/> Armless	<input type="radio"/> Corner Unit	<input type="radio"/> Radius Outside Back	<input type="radio"/> Radius Inner Back
---------------------------------------	------------------------------------	------------------------------------	--	--	---	---

Components will be derived by field verified dimensions

Upholstery <i>For fabrics with repeats, see page 3-4</i>	<input type="radio"/> COM	<input type="radio"/> Masquerade	<input type="checkbox"/> Outside Back: Muslin	COM / COL	Body	Seat Cushion	Back Cushion
	<input type="radio"/> COL	<input type="radio"/> Grade In		Quantity:

Flammability	<input type="radio"/> CAL TB 117-2013	<input type="radio"/> CAL TB 133
--------------	---------------------------------------	----------------------------------

Base Options	<input type="radio"/> Recessed Wood Legs	<input type="radio"/> Exposed Wood Legs	<input type="radio"/> Metal Legs	<input type="radio"/> P-Lam Base	<input type="radio"/> Metal Base	<input type="radio"/> Wood Base
--------------	---	--	----------------------------------	----------------------------------	----------------------------------	---------------------------------

Contact factory for custom base options.

Fabric Available	<input type="radio"/> Order Date	Installation Date:	Measurements Taken By:	To Supply Template, see:
------------------	---	-----------------------------	---------------------------------	-----------------------------------

Accessibility	<input type="radio"/> Floor Stairs	<input type="radio"/> Freight Elevator	<input type="radio"/> Entry Doors	<input type="radio"/> Largest Piece	<input type="radio"/> Hall	<input type="checkbox"/> Turning Corner Radius
---------------	------------------------------------	--	-----------------------------------	-------------------------------------	----------------------------	--

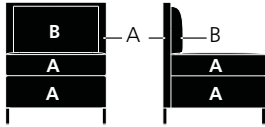
Contacts/Installation By	<input type="radio"/> Dealer Rep	<input type="radio"/> Designer	<input type="radio"/> Millwork Rep	<input type="checkbox"/> Other:
--------------------------	----------------------------------	--------------------------------	------------------------------------	---------------------------------------

Banquette Worksheet By Style

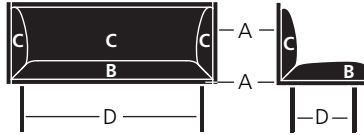
Multiple Upholstery

A. Body B. Seat Cushion C. Lumbar / Back Cushion D. Metal Leg Finish

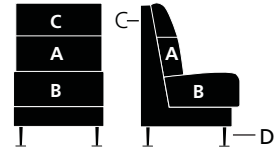
Other fabric layouts available upon request. Please contact the factory for yardage requirements.



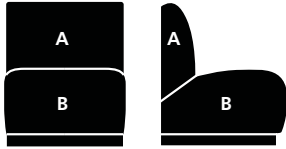
Bristol 248



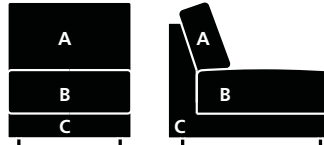
K-2 940



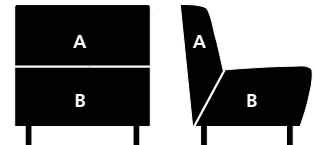
La Jolla 970



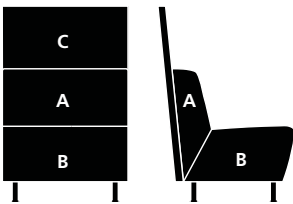
La Purisima 955



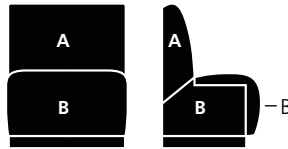
La Quinta 960



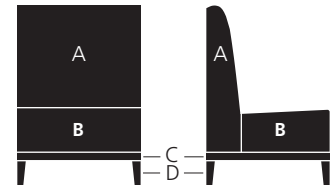
La Moye 965



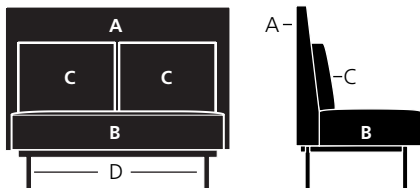
La Moye High Back 967



Lakeside 950



Monument 930



Reveal 980, 983

Martin Bratrud Inc.

Style	COM	COL	MB Leather Grade			Fabric Grades			MB Masquerade							Fabric Yardage	Sq. Ft. Leather	Dimensions
			A	B	C	1	2	3	4	5	6	7	8	9				
	0	0	0	0	0	0	0	0	0	0	0	0	0	0	0	0	0	0

GSA SIN 711-16

	0	0	0	0	0	0	0	0	0	0	0	0	0	0	0	0	0	0
--	---	---	---	---	---	---	---	---	---	---	---	---	---	---	---	---	---	---

GSA SIN 711-16

Martin Bratrud Inc.

Style	COM	COL	MB Leather Grade			Fabric Grades			MB Masquerade							Fabric Yardage	Sq. Ft. Leather	Dimensions
			A	B	C	1	2	3	4	5	6	7	8	9				
	0	0	0	0	0	0	0	0	0	0	0	0	0	0	0	0	0	0

GSA SIN 711-16

	0	0	0	0	0	0	0	0	0	0	0	0	0	0	0	0	0	0
--	---	---	---	---	---	---	---	---	---	---	---	---	---	---	---	---	---	---

GSA SIN 711-16

Martin Bratrud Inc.

Style	COM	COL	MB Leather Grade			Fabric Grades			MB Masquerade							Fabric Yardage	Sq. Ft. Leather	Dimensions
			A	B	C	1	2	3	4	5	6	7	8	9				
	0	0	0	0	0	0	0	0	0	0	0	0	0	0	0	0	0	0

GSA SIN 711-16

	0	0	0	0	0	0	0	0	0	0	0	0	0	0	0	0	0	0
--	---	---	---	---	---	---	---	---	---	---	---	---	---	---	---	---	---	---

GSA SIN 711-16

Martin Bratrud Inc.

Style	COM	COL	MB Leather Grade			Fabric Grades			MB Masquerade							Fabric Yardage	Sq. Ft. Leather	Dimensions
			A	B	C	1	2	3	4	5	6	7	8	9				
	0	0	0	0	0	0	0	0	0	0	0	0	0	0	0	0	0	0

GSA SIN 711-16

Style	COM	COL	MB Leather Grade			Fabric Grades									Fabric Yardage	Sq. Ft. Leather	Dimensions
			A	B	C	1	2	3	4	5	6	7	8	9			
	0	0	0	0	0	0	0	0	0	0	0	0	0	0	0	0	0

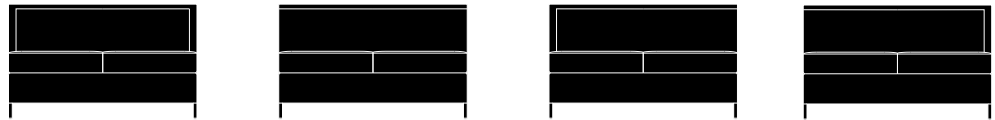
GSA SIN 711-16

Bristol Lounge Collection Worksheet

Instructions

Please submit this worksheet for Martin Bratrud to process an accurate price quote. This form should accompany your purchase order to ensure that production specifications and proper applications of fabrics/leathers are met to your standards. Please attach a floor plan with custom or modified banquette orders. Contact customer service for more information.

High Back
Style 248



Lumbar Center

Lumbar Full

Lumbar LF

Lumbar RF

Low Back
Style 247



Lumbar Center

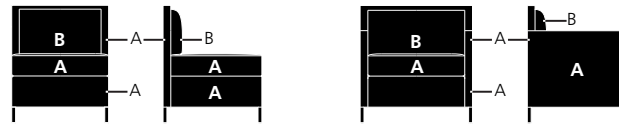
Lumbar Full

Lumbar LF

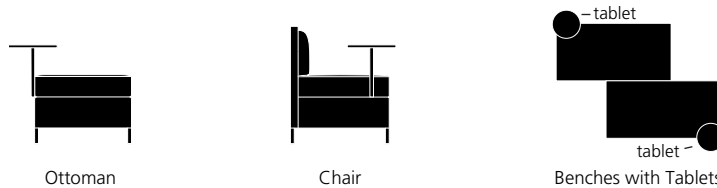
Lumbar RF

Fabric Placement**

A. Body, Seat Cushion, Arms
B. Lumbar / Back Cushion



Tablet



Ottoman

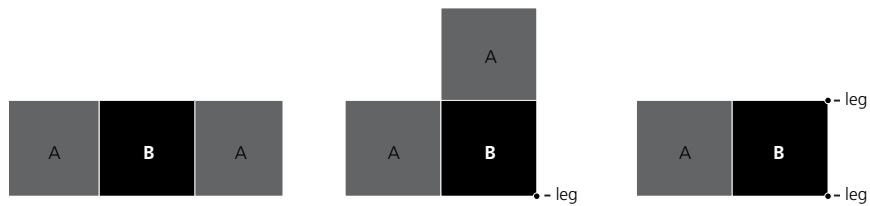
Chair

Benches with Tablets

- Wood with MB Finish
- Carrera Marble*
- Black Granite*
- Corian®*

Bridge Table

A. Seating
B. Table



No Leg

One Leg

Two Legs

Wedge



Outside Back
Lumbar Center

Inside Back
Lumbar Center

*Additional fees apply. Contact factory for more information.

**See page 7-8 of Price List for fabric repeat information.

Style	Description	COM	COL	MB Leather Grade			Fabric Grades							MB Masquerade	Fabric Yardage	Sq. Ft. Leather	Dimensions	
				A	B	C	1	2	3	4	5	6	7					
K-2 940-48	Banquettes Full Lumbar No Arms	2197	2417	3457	3635	3817	2476	2566	2656	2746	2836	2926	3016	3106	3196	4.5	81	OW 48 OD 27
Multiple Upholstery																		
Lumbar/Back (C) Cushion																		
Body (A) and Seat (B) Cushions																		
1.75																		
3.25																		
OH 36 SH 19 SD 21																		



This style may be altered to meet spatial needs. Contact factory.



Metal Legs

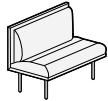
- Standard: Polished Stainless (PSS)
- No Charge Option: Satin Stainless (SSS)
- Premium: Powder Coat, add \$40
(Specify Martin Brattrud finish or color)

ADP QuickShip 15 Program (ADP)

GSA SIN NOC

Cartoned Wt. (lbs.) 150
Cartoned Vol. (cu.ft.) 34

K-2 940-49	Banquettes Centered Lumbar No Arms	2194	2413	3454	3632	3814	2473	2563	2653	2743	2833	2923	3013	3103	3193	4.5	81	OW 48 OD 27
Multiple Upholstery																		
Lumbar/Back (C) Cushion																		
Body (A) and Seat (B) Cushions																		
1.75																		
3.25																		
OH 36 SH 19 SD 21																		



This style may be altered to meet spatial needs. Contact factory.



Metal Legs

- Standard: Polished Stainless (PSS)
- No Charge Option: Satin Stainless (SSS)
- Premium: Powder Coat, add \$40
(Specify Martin Brattrud finish or color)

ADP QuickShip 15 Program (ADP)

GSA SIN NOC

Cartoned Wt. (lbs.) 150
Cartoned Vol. (cu.ft.) 34

K-2 940-03	Banquettes Full Lumbar Corner	2212	2433	3612	3810	4012	2522	2622	2722	2822	2922	3022	3122	3222	3322	5	90	OW 27 OD 27
Multiple Upholstery																		
Lumbar/Back (C) Cushion																		
Body (A) and Seat (B) Cushions																		
1.75																		
3.75																		
OH 36 SH 19 SD 21																		



This style may be altered to meet spatial needs. Contact factory.



Metal Legs

- Standard: Polished Stainless (PSS)
- No Charge Option: Satin Stainless (SSS)
- Premium: Powder Coat, add \$40
(Specify Martin Brattrud finish or color)

ADP QuickShip 15 Program (ADP)

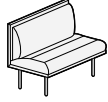
GSA SIN NOC

Cartoned Wt. (lbs.) 115
Cartoned Vol. (cu.ft.) 20

Martin Bratrud Inc.

Style	COM	COL	MB Leather Grade			Fabric Grades									Fabric Yardage	Sq. Ft. Leather	Dimensions		
			A	B	C	1	2	3	4	5	6	7	8	9					
K-2 940-50	Banquettes	2195	2415	3455	3633	3815	2474	2564	2654	2744	2834	2924	3014	3104	3194	4.5	81	OW	48
	Inset Lumbar	Multiple Upholstery																OD	27
	No Arms	Lumbar/Back (C) Cushion														1.75	32	OH	36
	Left Facing	Body (A) and Seat (B) Cushions														3.25	59	SH	21

This style may be altered to meet spatial needs. Contact factory.



Metal Legs

- Standard: Polished Stainless (PSS)
 - No Charge Option: Satin Stainless (SSS)
 - Premium: Powder Coat, add \$40
- (Specify Martin Bratrud finish or color)

ADP QuickShip 15 Program (ADP)

GSA SIN NOC	Cartoned Wt. (lbs.)	150
	Cartoned Vol. (cu.ft.)	34

K-2 940-51	Banquettes	2195	2415	3455	3633	3815	2474	2564	2654	2744	2834	2924	3014	3104	3194	4.5	81	OW	48
	Inset Lumbar	Multiple Upholstery																OD	27
	No Arms	Lumbar/Back (C) Cushion														1.75	32	OH	36
	Right Facing	Body (A) and Seat (B) Cushions														3.25	59	SH	19

This style may be altered to meet spatial needs. Contact factory.



Metal Legs

- Standard: Polished Stainless (PSS)
 - No Charge Option: Satin Stainless (SSS)
 - Premium: Powder Coat, add \$40
- (Specify Martin Bratrud finish or color)

ADP QuickShip 15 Program (ADP)

GSA SIN NOC	Cartoned Wt. (lbs.)	150
	Cartoned Vol. (cu.ft.)	34

Style		COM	COL	MB Leather Grade			Fabric Grades			MB Masquerade							Fabric Yardage	Sq. Ft. Leather	Dimensions	
				A	B	C	1	2	3	4	5	6	7	8	9					
K-2	Wedge	2821	3103	4081	4259	4441	3100	3190	3280	3370	3460	3550	3640	3730	3820	4.5	81	OW	48	
940-42O	Outside Back	Multiple Upholstery																		
	Full Lumbar	Lumbar/Back (C) Cushion														1.5	27	OH	36	
		Body (A) and Seat (B) Cushions														3.25	59	SH	19	
																		SD	21	

This style may be altered to meet spatial needs. Contact factory.



Metal Legs

- Standard: Polished Stainless (PSS)
- No Charge Option: Satin Stainless (SSS)
- Premium: Powder Coat, add \$40
(Specify Martin Brattrud finish or color)

ADP QuickShip 15 Program (ADP)

GSA SIN NOC	Cartoned Wt. (lbs.)	162
	Cartoned Vol. (cu.ft.)	34

K-2	Wedge	2819	3101	4079	4257	4439	3098	3188	3278	3368	3458	3548	3638	3728	3818	4.5	81	OW	48
940-43O	Outside Back	Multiple Upholstery																	
	Centered Lumbar	Lumbar/Back (C) Cushion														1.5	27	OH	36
		Body (A) and Seat (B) Cushions														3.25	59	SH	19
																		SD	21

This style may be altered to meet spatial needs. Contact factory.



Metal Legs

- Standard: Polished Stainless (PSS)
- No Charge Option: Satin Stainless (SSS)
- Premium: Powder Coat, add \$40
(Specify Martin Brattrud finish or color)

ADP QuickShip 15 Program (ADP)

GSA SIN NOC	Cartoned Wt. (lbs.)	162
	Cartoned Vol. (cu.ft.)	34

K-2	Wedge	2820	3102	4080	4258	4440	3099	3189	3279	3369	3459	3549	3639	3729	3819	4.5	81	OW	48
940-44O	Outside Back	Multiple Upholstery																	
	Inset Lumbar	Lumbar/Back (C) Cushion														1.5	27	OH	36
	Left Facing	Body (A) and Seat (B) Cushions														3.25	59	SH	19
																		SD	21

This style may be altered to meet spatial needs. Contact factory.



Metal Legs

- Standard: Polished Stainless (PSS)
- No Charge Option: Satin Stainless (SSS)
- Premium: Powder Coat, add \$40
(Specify Martin Brattrud finish or color)

ADP QuickShip 15 Program (ADP)

GSA SIN NOC	Cartoned Wt. (lbs.)	162
	Cartoned Vol. (cu.ft.)	34

K-2	Wedge	2820	3102	4080	4258	4440	3099	3189	3279	3369	3459	3549	3639	3729	3819	4.5	81	OW	48
940-45O	Outside Back	Multiple Upholstery																	
	Inset Lumbar	Lumbar/Back (C) Cushion														1.5	27	OH	36
	Right Facing	Body (A) and Seat (B) Cushions														3.25	59		
																		SH	19
																		SD	21

This style may be altered to meet spatial needs. Contact factory.







Metal Legs

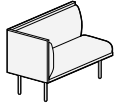
- Standard: Polished Stainless (PSS)
- No Charge Option: Satin Stainless (SSS)
- Premium: Powder Coat, add \$40
(Specify Martin Brattrud finish or color)

ADP QuickShip 15 Program (ADP)

GSA SIN NOC	Cartoned Wt. (lbs.)	162
	Cartoned Vol. (cu.ft.)	34

Style		COM	COL	MB Leather Grade			Fabric Grades			MB Masquerade	8	9	Fabric Yardage	Sq. Ft. Leather	Dimensions				
				A	B	C	1	2	3						4	5	6	7	SH
K-2 940-42I	Wedge Inside Back Full	2806	3087	3996	4164	4336	3070	3155	3240	3325	3410	3495	3580	3665	3750	4.25	77	OW	48
		Multiple Upholstery																	
		Lumbar/Back (C) Cushion											1.25	23	OH	36			
		Body (A) and Seat (B) Cushions											3.25	59	SH	19			
															SD	21			
		This style may be altered to meet spatial needs. Contact factory.																	
																			
		Metal Legs																	
		<ul style="list-style-type: none"> • Standard: Polished Stainless (PSS) • No Charge Option: Satin Stainless (SSS) • Premium: Powder Coat, add \$40 (Specify Martin Brattrud finish or color)																	
		ADP QuickShip 15 Program (ADP)																	
													Cartoned Wt. (lbs.)	154					
GSA SIN NOC													Cartoned Vol. (cu.ft.)	34					
K-2 940-43I	Wedge Inside Back Centered Lumbar	2802	3082	3992	4160	4332	3066	3151	3236	3321	3406	3491	3576	3661	3746	4.25	77	OW	48
		Multiple Upholstery																	
		Lumbar/Back (C) Cushion											1.25	23	OH	36			
		Body (A) and Seat (B) Cushions											3.25	59	SH	19			
															SD	21			
		This style may be altered to meet spatial needs. Contact factory.																	
																			
		Metal Legs																	
		<ul style="list-style-type: none"> • Standard: Polished Stainless (PSS) • No Charge Option: Satin Stainless (SSS) • Premium: Powder Coat, add \$40 (Specify Martin Brattrud finish or color)																	
		ADP QuickShip 15 Program (ADP)																	
													Cartoned Wt. (lbs.)	154					
GSA SIN NOC													Cartoned Vol. (cu.ft.)	34					
K-2 940-44I	Wedge Inside Back Inset Lumbar Left Facing	2805	3086	3995	4163	4335	3069	3154	3239	3324	3409	3494	3579	3664	3749	4.25	77	OW	48
		Multiple Upholstery																	
		Lumbar/Back (C) Cushion											1.25	23	OH	36			
		Body (A) and Seat (B) Cushions											3.25	59	SH	19			
															SD	21			
		This style may be altered to meet spatial needs. Contact factory.																	
																			
		Metal Legs																	
		<ul style="list-style-type: none"> • Standard: Polished Stainless (PSS) • No Charge Option: Satin Stainless (SSS) • Premium: Powder Coat, add \$40 (Specify Martin Brattrud finish or color)																	
		ADP QuickShip 15 Program (ADP)																	
													Cartoned Wt. (lbs.)	154					
GSA SIN NOC													Cartoned Vol. (cu.ft.)	34					
K-2 940-45I	Wedge Inside Back Inset Lumbar Right Facing	2805	3086	3995	4163	4335	3069	3154	3239	3324	3409	3494	3579	3664	3749	4.25	77	OW	48
		Multiple Upholstery																	
		Lumbar/Back (C) Cushion											1.25	23	OH	36			
		Body (A) and Seat (B) Cushions											3.25	59	SH	19			
															SD	21			
		This style may be altered to meet spatial needs. Contact factory.																	
																			
		Metal Legs																	
		<ul style="list-style-type: none"> • Standard: Polished Stainless (PSS) • No Charge Option: Satin Stainless (SSS) • Premium: Powder Coat, add \$40 (Specify Martin Brattrud finish or color)																	
		ADP QuickShip 15 Program (ADP)																	
													Cartoned Wt. (lbs.)	154					
GSA SIN NOC													Cartoned Vol. (cu.ft.)	34					

Style	COM	COL	MB Leather Grade			Fabric Grades			MB Masquerade							Fabric Yardage	Sq. Ft. Leather	Dimensions	
			A	B	C	1	2	3	4	5	6	7	8	9					
K-2	Banquettes	2379	2617	4058	4296	4539	2751	2871	2991	3111	3231	3351	3471	3591	3711	6	108	OW	54
941-54LAF	Full Lumbar Arm LAF	Multiple Upholstery																OD	27
		Lumbar/Back (C) Cushion														2.25	41	OH	36
		Body (A) and Seat (B) Cushions														3.75	68	SH	19
																		SD	21



This style may be altered to meet spatial needs. Contact factory.



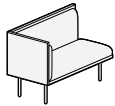
Metal Legs

- Standard: Polished Stainless (PSS)
- No Charge Option: Satin Stainless (SSS)
- Premium: Powder Coat, add \$40
(Specify Martin Brattrud finish or color)

ADP QuickShip 15 Program (ADP)

GSA SIN NOC	Cartoned Wt. (lbs.)	162
	Cartoned Vol. (cu.ft.)	38

K-2	Banquettes	2377	2615	4056	4294	4537	2749	2869	2989	3109	3229	3349	3469	3589	3709	6	108	OW	54
941-55LAF	Inset Lumbar Right Facing Arm LAF	Multiple Upholstery																OD	27
		Lumbar/Back (C) Cushion														2.25	41	OH	36
		Body (A) and Seat (B) Cushions														3.75	68	SH	19
																		SD	21



This style may be altered to meet spatial needs. Contact factory.



Metal Legs

- Standard: Polished Stainless (PSS)
- No Charge Option: Satin Stainless (SSS)
- Premium: Powder Coat, add \$40
(Specify Martin Brattrud finish or color)

ADP QuickShip 15 Program (ADP)

GSA SIN NOC	Cartoned Wt. (lbs.)	162
	Cartoned Vol. (cu.ft.)	38

K-2 Details

May be altered to meet spatial needs. Contact factory.

Metal Legs

Standard: Polished Stainless Steel (PSS)

No Charge Option: Satin Stainless Steel (SSS)

[View Stainless Steel Premiums](#)

Premium: Powder Coat

[View Powder Coat - Metallics](#)

[View Powder Coat - Neutrals](#)

[View Powder Coat - Color](#)

Custom Powder Coat Finish produced upon receipt of a customer supplied RAL# and fee of \$285 Net, with a minimum order of 15.

Style	COM	COL	MB Leather Grade			Fabric Grades									Fabric Yardage	Sq. Ft. Leather	Dimensions			
			A	B	C	1	2	3	4	5	6	7	8	9						
La Jolla 970-01			1916	2108	2966	3114	3266	2149	2224	2299	2374	2449	2524	2599	2674	2749	3.75	68	OW	25
			Multiple Upholstery																	
			Seat and Back cushion (A & B)														2.25	41	OH	35
			Body Frame (C)														1.75	32	SH	18.5
																			SD	20.5



This style may be altered to meet spatial needs. Contact factory.

Metal Legs

- Standard: Tapered Round Polished Aluminum (**PA**)
 - No Charge Option: Brushed Aluminum (**BA**)
 - Premium: Powder Coat, add \$40
- (Specify standard Martin Bratrud color)

Inside Back

- Standard: Plain
- Premium options with Plain Fabric: Specify with Button, Split Panel or Cross Stitch, add \$51

GSA SIN 711-16																		Cartoned Wt. (lbs.)	68
																		Cartoned Vol. (cu.ft.)	20
			0	0	0	0	0	0	0	0	0	0	0	0	0	0	0		0
GSA SIN 711-16																			
			0	0	0	0	0	0	0	0	0	0	0	0	0	0	0		0
GSA SIN 711-16																			
			0	0	0	0	0	0	0	0	0	0	0	0	0	0	0		0
GSA SIN 711-16																			

Martin Bratrud Inc.

Style	COM	COL	MB Leather Grade			Fabric Grades				MB Masquerade	6	7	8	9	Fabric Yardage	Sq. Ft. Leather	Dimensions
			A	B	C	1	2	3									
	0	0	0	0	0	0	0	0	0	0	0	0	0	0		0	

GSA SIN 711-16

0	0	0	0	0	0	0	0	0	0	0	0	0	0	0		0	
---	---	---	---	---	---	---	---	---	---	---	---	---	---	---	--	---	--

GSA SIN 711-16

La Jolla	Banquettes	2208	2429	4097	4365	4638	2627	2762	2897	3032	3167	3302	3437	3572	3707	6.75	122	OW	29	
970-06	Corner	Multiple Upholstery																	OD	29
		Seat and Back cushion (A & B)														3.25	59	OH	35	
		Body Frame (C)														3.5	63	SH	19	
																		SD	20.5	



This style may be altered to meet spatial needs. Contact factory.

Metal Legs

- Standard: Tapered Round Polished Aluminum (**PA**)
 - No Charge Option: Brushed Aluminum (**BA**)
 - Premium: Powder Coat, add \$40
- (Specify standard Martin Bratrud color)

Inside Back

- Standard: Plain
- Premium options with Plain Fabric: Specify with Button, Split Panel or Cross Stitch, add \$51

Cartoned Wt. (lbs.) 75
Cartoned Vol. (cu.ft.) 21

GSA SIN 711-16

0	0	0	0	0	0	0	0	0	0	0	0	0	0	0	0		0	
---	---	---	---	---	---	---	---	---	---	---	---	---	---	---	---	--	---	--

GSA SIN 711-16

Martin Bratrud Inc.

Style	COM	COL	MB Leather Grade			Fabric Grades				MB Masquerade	6	7	8	9	Fabric Yardage	Sq. Ft. Leather	Dimensions
			A	B	C	1	2	3									
	0	0	0	0	0	0	0	0	0	0	0	0	0	0		0	

GSA SIN 711-16

0	0	0	0	0	0	0	0	0	0	0	0	0	0	0		0	
---	---	---	---	---	---	---	---	---	---	---	---	---	---	---	--	---	--

GSA SIN 711-16

0	0	0	0	0	0	0	0	0	0	0	0	0	0	0		0	
---	---	---	---	---	---	---	---	---	---	---	---	---	---	---	--	---	--

GSA SIN 711-16

0	0	0	0	0	0	0	0	0	0	0	0	0	0	0		0	
---	---	---	---	---	---	---	---	---	---	---	---	---	---	---	--	---	--

GSA SIN 711-16

Style	COM	COL	MB Leather Grade			Fabric Grades			MB Masquerade									Fabric Yardage	Sq. Ft. Leather	Dimensions	
			A	B	C	1	2	3	4	5	6	7	8	9	OW	OD					
La Jolla 970-50	Banquettes	3441	3785	5470	5757	6051	3891	4036	4181	4326	4471	4616	4761	4906	5051	7.25	131	OW	50		
	Armless	Multiple Upholstery																	OD	29	
	One Panel	Seat and Back cushion (A & B)															4.5	81	OH	35	
		Body Frame (C)															2.75	50	SH	18.5	
																			SD	20.5	

This style may be altered to meet spatial needs. Contact factory.



Metal Legs

- Standard: Tapered Round Polished Aluminum (**PA**)
- No Charge Option: Brushed Aluminum (**BA**)
- Premium: Powder Coat, add \$40
(Specify standard Martin Bratrud color)

Inside Back

- Standard: Plain
- Premium options with Plain Fabric: Specify with Button, Split Panel or Cross Stitch, add \$51

GSA SIN 711-16																		Cartoned Wt. (lbs.)	138
																		Cartoned Vol. (cu.ft.)	40
		0	0	0	0	0	0	0	0	0	0	0	0	0	0	0	0		0

GSA SIN 711-16																			
		0	0	0	0	0	0	0	0	0	0	0	0	0	0	0	0		0

GSA SIN 711-16

La Jolla Details

This style may be altered to meet spatial needs. Contact factory.

Metal Legs Round Tapered

- Standard: Polished Aluminum (**PA**)
- No Charge Option: Brushed Aluminum (**BA**)
- Premium Option: Powder Coat (Specify Martin Bratrud color)

[View Powder Coat - Metallics](#)

[View Powder Coat - Neutrals](#)

[View Powder Coat - Color](#)

Custom Powder Coat Finish produced upon receipt of a customer supplied RAL# and fee of \$285 Net, with a minimum order of 15.

Inside Back Upholstery

- Standard: Plain
- Premium Options using Plain Fabric: Specify Plain with Button, Split Panel Back or Cross Stitch.

Martin Bratrud Inc.

Style	COM	COL	MB Leather Grade			Fabric Grades									Fabric Yardage	Sq. Ft. Leather	Dimensions		
			A	B	C	1	2	3	4	5	6	7	8	9					
La Moya 965-01	Banquettes Armless	1927	2120	2907	3045	3187	2144	2214	2284	2354	2424	2494	2564	2634	2704	3.5	63	OW	26
Multiple Upholstery																			
Seat (B)																2.25	41	OH	32
Inside and Outside Back (A)																2	36	SH	18.5
																		SD	20

This style may be altered to meet spatial needs. Contact factory.



Metal Legs

- Standard: Polished Chrome legs (PC)
- Premium Option: Powder Coat, add \$40 (Specify standard Martin Bratrud color)

Intermediate Arm

Add \$350 and 1 yard

ADP QuickShip 15 Program (ADP)

GSA SIN 711-16

Cartoned Wt. (lbs.) 60
Cartoned Vol. (cu.ft.) 20

La Moya 965-02LAF	Banquettes One Left Arm Facing	2035	2239	3295	3473	3655	2314	2404	2494	2584	2674	2764	2854	2944	3034	4.5	81	OW	29
Multiple Upholstery																			
Seat and Arm (B)																3.75	68	OH	32
Inside and Outside Back (A)																2	36	SH	18.5
																		SD	20

This style may be altered to meet spatial needs. Contact factory.



Metal Legs

- Standard: Polished Chrome legs (PC)
- Premium Option: Powder Coat, add \$40 (Specify standard Martin Bratrud color)

Intermediate Arm

Add \$350 and 1 yard

GSA SIN 711-16

Cartoned Wt. (lbs.) 64
Cartoned Vol. (cu.ft.) 20

La Moya 965-02RAF	Banquettes Standard Unit One Arm	2036	2240	3296	3474	3656	2315	2405	2495	2585	2675	2765	2855	2945	3035	4.5	81	OW	29
Multiple Upholstery																			
Seat and Arm (B)																3.75	68	OH	32
Inside and Outside Back (A)																2	36	SH	18.5
																		SD	20

This style may be altered to meet spatial needs. Contact factory.



Metal Legs

- Standard: Polished Chrome legs (PC)
- Premium Option: Powder Coat, add \$40 (Specify standard Martin Bratrud color)

Intermediate Arm

Add \$350 and 1 yard

GSA SIN 711-16

Cartoned Wt. (lbs.) 64
Cartoned Vol. (cu.ft.) 20

Martin Bratrud Inc.

Style	COM	COL	MB Leather Grade			Fabric Grades									Fabric Yardage	Sq. Ft. Leather	Dimensions		
			A	B	C	1	2	3	4	5	6	7	8	9					
La Moye 965-03	Banquettes Corner	2192	2411	3382	3550	3722	2456	2541	2626	2711	2796	2881	2966	3051	3136	4.25	77	OW	30.5
		Multiple Upholstery																	
		Seat (B)														2.25	41	OH	32
		Inside and Outside Back (A)														3.25	59	SH	18.5

This style may be altered to meet spatial needs. Contact factory.



Metal Legs

- Standard: Polished Chrome legs (PC)
- Premium Option: Powder Coat, add \$40
(Specify standard Martin Bratrud color)

Intermediate Arm

Add \$350 and 1 yard

GSA SIN 711-16 Cartoned Wt. (lbs.) 72
Cartoned Vol. (cu.ft.) 20

La Moye 965-04	Banquettes Curved Outside Back	2239	2463	3289	3437	3589	2472	2547	2622	2697	2772	2847	2922	2997	3072	3.75	68	OW	34
		Multiple Upholstery																	
		Seat (B)														2.25	41	OH	32
		Inside and Outside Back (A)														2.25	41	SH	18.5

This style may be altered to meet spatial needs. Contact factory.



Metal Legs

- Standard: Polished Chrome legs (PC)
- Premium Option: Powder Coat, add \$40
(Specify standard Martin Bratrud color)

Intermediate Arm

Add \$350 and 1 yard

GSA SIN 711-16 Cartoned Wt. (lbs.) 60
Cartoned Vol. (cu.ft.) 20

La Moye 965-05	Banquettes Curved Inside Back	2223	2445	3203	3341	3483	2440	2510	2580	2650	2720	2790	2860	2930	3000	3.5	63	OW	34
		Multiple Upholstery																	
		Seat (B)														2.25	41	OH	32
		Inside and Outside Back (A)														2	36	SH	18.5

This style may be altered to meet spatial needs. Contact factory.



Metal Legs



- Standard: Polished Chrome legs (PC)
- Premium Option: Powder Coat, add \$40
(Specify standard Martin Bratrud color)

Intermediate Arm

Add \$350 and 1 yard

GSA SIN 711-16 Cartoned Wt. (lbs.) 56
Cartoned Vol. (cu.ft.) 20

Martin Brattrud Inc.

Style	COM	COL	MB Leather Grade			Fabric Grades			MB Masquerade							Fabric Yardage	Sq. Ft. Leather	Dimensions	
			A	B	C	1	2	3	4	5	6	7	8	9					
La Moye 967-01	High Back Armless	2420	2662	3750	3938	4130	2715	2810	2905	3000	3095	3190	3285	3380	3475	4.75	86	OW	28
		Multiple Upholstery																	
		Seat cushion (B) and back cushion (A)													3	54	OH	51	
		Privacy panel (C)													1.75	32	SH	18.5	
															SD	20			
This style may be altered to meet spatial needs. Contact factory.																			
Metal Legs Standard: Polished Chrome (PC) Premium Option: Powder Coat, add \$40 (Specify Martin Brattrud color)																			
													Cartoned Wt. (lbs.)	74					
GSA SIN 711-16													Cartoned Vol. (cu.ft.)	31					
La Moye 967-52	High Back Armless	4247	4672	6906	7282	7667	4836	5026	5216	5406	5596	5786	5976	6166	6356	9.5	171	OW	52
		Multiple Upholstery																	
		Seat cushion (B) and back cushion (A)													6	108	OH	51	
		Privacy panel (C)													3.5	63	SH	18.5	
															SD	20			
This style may be altered to meet spatial needs. Contact factory.																			
Legs • Standard: Polished Chrome legs (PC) • Premium Option: Powder Coat, add \$40 (Specify standard Martin Brattrud color)																			
													Cartoned Wt. (lbs.)	128					
GSA SIN 711-16													Cartoned Vol. (cu.ft.)	62					

La Moye Details

This style may be altered to meet spatial needs. Contact factory.

Metal Legs


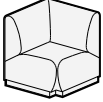


Standard: Polished Chrome (PC)
 Premium Option: Powder Coat, add \$40
 (Specify Martin Brattrud color)

- [View Powder Coat - Metallics](#)
- [View Powder Coat - Neutrals](#)
- [View Powder Coat - Color](#)

Custom Powder Coat Finish produced upon receipt of a customer supplied RAL# and fee of \$285 Net, with a minimum order of 15.

Intermediate Arm

Available

Style	COM	COL	MB Leather Grade			Fabric Grades			MB Masquerade							Fabric Yardage	Sq. Ft. Leather	Dimensions	
			A	B	C	1	2	3	4	5	6	7	8	9					
La Purisima 955-01	Banquettes Single Seat	2021	2223	3351	3539	3731	2316	2411	2506	2601	2696	2791	2886	2981	3076	4.75	86	OW	30
		Multiple Upholstery																	
		Seat (B)														2.5	45	OH	35.5
		Inside and Outside Back (A)														2.5	45	SH	18.5
																		SD	21
 <p>This style may be altered to meet spatial needs. Contact factory.</p>																			
Recessed Plinth Base																			
<ul style="list-style-type: none"> • Standard Facing: Black Laminate • Premium Facing: alternatives available 																			
ADP QuickShip 15 Program (ADP)																			
															Cartoned Wt. (lbs.)	75			
GSA SIN 711-16															Cartoned Vol. (cu.ft.)	24			
La Purisima 955-03	Banquettes Single Seat Corner	2538	2792	4357	4615	4878	2941	3071	3201	3331	3461	3591	3721	3851	3981	6.5	117	OW	31
		Multiple Upholstery																	
		Seat (B)														2.5	45	OH	35.5
		Inside and Outside Back (A)														4	72	SH	18.5
																		SD	21
 <p>This style may be altered to meet spatial needs. Contact factory.</p>																			
Recessed Plinth Base																			
<ul style="list-style-type: none"> • Standard Facing: Black Laminate • Premium Facing: alternatives available 																			
ADP QuickShip 15 Program (ADP)																			
															Cartoned Wt. (lbs.)	90			
GSA SIN 711-16															Cartoned Vol. (cu.ft.)	26			
La Purisima 955-04	Banquettes Curved Single Seat Outside Back	2246	2471	3296	3444	3596	2479	2554	2629	2704	2779	2854	2929	3004	3079	3.75	68	OW	35
		Multiple Upholstery																	
		Seat (B)														2.5	45	OH	35.5
		Inside and Outside Back (A)														2.5	45	SH	18.5
																		SD	21
 <p>This style may be altered to meet spatial needs. Contact factory.</p>																			
Recessed Plinth Base																			
<ul style="list-style-type: none"> • Standard Facing: Black Laminate • Premium Facing: alternatives available 																			
ADP QuickShip 15 Program (ADP)																			
															Cartoned Wt. (lbs.)	65			
GSA SIN 711-16															Cartoned Vol. (cu.ft.)	24			
La Purisima 955-05	Banquettes Curved Single Seat Inside Back	2248	2473	3298	3446	3598	2481	2556	2631	2706	2781	2856	2931	3006	3081	3.75	68	OW	35
		Multiple Upholstery																	
		Seat (B)														2.5	45	OH	35.5
		Inside and Outside Back (A)														2.5	45	SH	18.5
																		SD	21
 <p>This style may be altered to meet spatial needs. Contact factory.</p>																			
Recessed Plinth Base																			
<ul style="list-style-type: none"> • Standard Facing: Black Laminate • Premium Facing: alternatives available 																			
ADP QuickShip 15 Program (ADP)																			
															Cartoned Wt. (lbs.)	62			
GSA SIN 711-16															Cartoned Vol. (cu.ft.)	24			





La Purisima Details

This style may be altered to meet spatial needs. Contact factory.

Recessed Plinth Base

Standard Facing: Black Laminate 3" H

Premium Facing: Specify alternative for quotation

Style	COM	COL	MB Leather Grade			Fabric Grades			MB Masquerade							Fabric Yardage	Sq. Ft. Leather	Dimensions	
			A	B	C	1	2	3	4	5	6	7	8	9					
La Quinta 960-01	Banquettes Armless	2117	2329	4076	4354	4637	2551	2691	2831	2971	3111	3251	3391	3531	3671	7	126	OW	30
		Multiple Upholstery																	
		Seat (B)														2.75	50	OH	35
		Back Cushion Body Frame (A&C)														4.5	81	SH	18.5
																		SD	20
This style may be altered to meet spatial needs. Contact factory.																			
 Dowel Legs • Standard: Recessed, Black																			
Cushions • Loose seats and backs secured																			
															Cartoned Wt. (lbs.)	76			
GSA SIN 711-16															Cartoned Vol. (cu.ft.)	25			
La Quinta 960-03	Banquettes Corner	2771	3048	5290	5647	6011	3329	3509	3689	3869	4049	4229	4409	4589	4769	9	162	OW	30
		Multiple Upholstery																	
		Seat (B)														2.75	50	OH	35
		Back Cushion Body Frame (A&C)														7.5	135	SH	18.5
																		SD	20
This style may be altered to meet spatial needs. Contact factory.																			
 Dowel Legs • Standard: Recessed, Black																			
Cushions • Loose seats and backs secured																			
															Cartoned Wt. (lbs.)	90			
GSA SIN 711-16															Cartoned Vol. (cu.ft.)	30			
La Quinta 960-05	Banquettes Outside Wedge Armless	2510	2761	4189	4427	4670	2882	3002	3122	3242	3362	3482	3602	3722	3842	6	108	OW	37
		Multiple Upholstery																	
		Seat (B)														2.75	50	OH	35
		Back Cushion Body Frame (A&C)														4.5	81	SH	18.5
																		SD	20
This style may be altered to meet spatial needs. Contact factory.																			
 Dowel Legs • Standard: Recessed, Black																			
Cushions • Loose seats and backs secured																			
															Cartoned Wt. (lbs.)	70			
GSA SIN 711-16															Cartoned Vol. (cu.ft.)	25			
La Quinta 960-04	Banquettes Inside Wedge Armless	2509	2760	4328	4586	4849	2912	3042	3172	3302	3432	3562	3692	3822	3952	6.5	117	OW	37
		Multiple Upholstery																	
		Seat (B)														2.75	50	OH	35
		Back Cushion Body Frame (A&C)														4.5	81	SH	18.5
																		SD	20
This style may be altered to meet spatial needs. Contact factory.																			
 Dowel Legs • Standard: Recessed, Black																			
Cushions • Loose seats and backs secured																			
															Cartoned Wt. (lbs.)	76			
GSA SIN 711-16															Cartoned Vol. (cu.ft.)	25			

La Quinta Details

This style may be altered to meet spatial needs. Contact factory.

Legs

Standard 2" H recessed black dowel legs

Cushions

Loose Seats - D-Ring attached

Loose Backs - Zipper attached

May be left unattached in certain environments

Martin Bratrud Inc.

Style	COM	COL	MB Leather Grade			Fabric Grades									Fabric Yardage	Sq. Ft. Leather	Dimensions			
			A	B	C	1	2	3	4	5	6	7	8	9						
Lakeside 950-01			2006	2207	3056	3204	3356	2239	2314	2389	2464	2539	2614	2689	2764	2839	3.75	68	OW	26
	Standard Unit		Multiple Upholstery																	
	Armless		Seat (B)														2.5	45	OH	35.5
			Inside and Outside Back (A)														2	36	SH	19
																			SD	20

This style may be altered to meet spatial needs

Recessed Plinth Base

- Standard Facing: Black Laminate
- Premium Facing: other options available

Seat

- Removable, attached by Velcro®

Attached seat is removable from base for easy cleaning and reupholster.
 Contact the factory for price and yardage requirements.
 Width dimension may be readily changed to meet spatial needs.

Cartoned Wt. (lbs.) 50
 Cartoned Vol. (cu.ft.) 19

GSA SIN 711-16

Lakeside 950-03			2526	2779	3926	4124	4326	2836	2936	3036	3136	3236	3336	3436	3536	3636	5	90	OW	28
	Standard Unit		Multiple Upholstery																	
	Corner		Seat (B)														2.5	45	OH	35.5
			Inside and Outside Back (A)														4	72	SH	19
																			SD	20

This style may be altered to meet spatial needs

Recessed Plinth Base

- Standard Facing: Black Laminate
- Premium Facing: other options available

Seat

- Removable, attached by Velcro®

Attached seat is removable from base for easy cleaning and reupholster.
 Contact the factory for price and yardage requirements.
 Width dimension may be readily changed to meet spatial needs.

Cartoned Wt. (lbs.) 65
 Cartoned Vol. (cu.ft.) 21

GSA SIN 711-16

Martin Bratrud Inc.

Style	COM	COL	MB Leather Grade			Fabric Grades									Fabric Yardage	Sq. Ft. Leather	Dimensions			
			A	B	C	1	2	3	4	5	6	7	8	9						
Lakeside 950-04			2229	2452	3279	3427	3579	2462	2537	2612	2687	2762	2837	2912	2987	3062	3.75	68	OW	34
		Curved Outside Back	Multiple Upholstery																	
			Seat (B)														2.5	45	OH	35.5
			Inside and Outside Back (A)														2	36	SH	19
																			SD	20
This style may be altered to meet spatial needs																				
Recessed Plinth Base																				
• Standard Facing: Black Laminate																				
• Premium Facing: other options available																				
Seat																				
• Removable, attached by Velcro®																				
Attached seat is removable from base for easy cleaning and reupholster.																				
Contact the factory for price and yardage requirements.																				
Width dimension may be readily changed to meet spatial needs.																				
																	Cartoned Wt. (lbs.)	46		
GSA SIN 711-16																	Cartoned Vol. (cu.ft.)	19		

Lakeside 950-05			2231	2454	3281	3429	3581	2464	2539	2614	2689	2764	2839	2914	2989	3064	3.75	68	OW	34
		Curved Inside Back	Multiple Upholstery																	
			Seat (B)														2.5	45	OH	35.5
			Inside and Outside Back (A)														2	36	SH	19
																			SD	20
This style may be altered to meet spatial needs																				
Recessed Plinth Base																				
• Standard Facing: Black Laminate																				
• Premium Facing: other options available																				
Seat																				
• Removable, attached by Velcro®																				
Attached seat is removable from base for easy cleaning and reupholster.																				
Contact the factory for price and yardage requirements.																				
Width dimension may be readily changed to meet spatial needs.																				
																	Cartoned Wt. (lbs.)	46		
GSA SIN 711-16																	Cartoned Vol. (cu.ft.)	19		

Lakeside Details

This style may be altered to meet spatial needs. Contact factory.

Seat

- Removable, attached by Velcro®

Recessed Plinth Base

Standard Facing: Black Laminate 3" H

Premium Facing: Specify alternative for quotation

Martin Brattrud Inc.

Style	COM	COL	MB Leather Grade			Fabric Grades				MB Masquerade	6	7	8	9	Fabric Yardage	Sq. Ft. Leather	Dimensions
			A	B	C	1	2	3	4								
	0	0	0	0	0	0	0	0	0	0	0	0	0	0		0	

GSA SIN 711-16

	0	0	0	0	0	0	0	0	0	0	0	0	0	0		0	
--	---	---	---	---	---	---	---	---	---	---	---	---	---	---	--	---	--

GSA SIN 711-16

Martin Brattrud Inc.

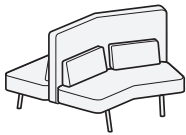
Style	COM	COL	MB Leather Grade			Fabric Grades				MB Masquerade	6	7	8	9	Fabric Yardage	Sq. Ft. Leather	Dimensions
			A	B	C	1	2	3	4								
	0	0	0	0	0	0	0	0	0	0	0	0	0	0		0	

GSA SIN 711-16

Medinah	Banquettes	4830	5313	4830	4830	4830	4830	4830	4830	4830	4830	4830	4830	4830	4830	0	OW	73	
1928-70BTB	Mid Back	Multiple Upholstery															OD	63	
	30° Angled	Body, Seat Cushion														11.5	207	OH	44
	Back-to-Back	Lumbar Cushion														3	54	SH	18.5
	Armless																	SD	20

Steel Base

- Standard: Powder Coat (Specify Martin Brattrud Color)
- Premium: Polished Stainless Steel (**PSS**), or Satin Stainless Steel (**SSS**), add \$425; and Hand Rubbed Steel in Brushed Bronze (**BBZ**), Oiled Bronze (**OBZ**), Charcoal (**CS**) or Black (**BS**), add \$310



GSA SIN 711-16

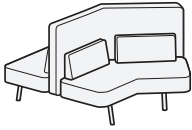
Cartoned Wt. (lbs.) 280
Cartoned Vol. (cu.ft.) 130

Martin Bratrud Inc.

Style	COM	COL	MB Leather Grade			Fabric Grades									MB Masquerade	Fabric Yardage	Sq. Ft. Leather	Dimensions
			A	B	C	1	2	3	4	5	6	7	8	9				
	0	0	0	0	0	0	0	0	0	0	0	0	0	0	0	0	0	0

GSA SIN 711-16

Medinah 1928-80BTB	Banquettes Mid Back 45° Angled Back-to-Back Armless	5016	5518	8305	8770	9246	5745	5980	6215	6450	6685	6920	7155	7390	7625	11.75	212	OW	79
		Multiple Upholstery																OD	66.5
		Body, Seat Cushion														11.5	207	OH	44
		Lumbar Cushion														3	54	SH	18.5
																		SD	20



Steel Base


- Standard: Powder Coat (Specify Martin Bratrud Color)
- Premium: Polished Stainless Steel (**PSS**), or Satin Stainless Steel (**SSS**), add \$425; and Hand Rubbed Steel in Brushed Bronze (**BBZ**), Oiled Bronze (**OBZ**), Charcoal (**CS**) or Black (**BS**), add \$310

Cartoned Wt. (lbs.) 290
Cartoned Vol. (cu.ft.) 148

GSA SIN 711-16

Martin Bratrud Inc.

Style	COM	COL	MB Leather Grade			Fabric Grades									MB Masquerade	Fabric Yardage	Sq. Ft. Leather	Dimensions	
			A	B	C	1	2	3	4	5	6	7	8	9					
Medinah 1929-60	Banquettes High Back Armless	2736	3010	5045	5372	5706	3248	3413	3578	3743	3908	4073	4238	4403	4568	8.25	149	OW	60
		Multiple Upholstery																OD	28
		Body, Seat Cushion														9.5	171	OH	55
		Lumbar Cushion														1.75	32	SH	18.5
																		SD	20




Steel Base

- Standard: Powder Coat (Specify Martin Bratrud Color)
- Premium: Polished Stainless Steel (**PSS**), or Satin Stainless Steel (**SSS**), add \$375; and Hand Rubbed Steel in Brushed Bronze (**BBZ**), Oiled Bronze (**OBZ**), Charcoal (**CS**) or Black (**BS**), add \$275

Cartoned Wt. (lbs.) 190
Cartoned Vol. (cu.ft.) 62

GSA SIN 711-16

Medinah 1929-60BTB	Banquettes High Back Back-to-Back Armless	4622	5084	8331	8855	9392	5444	5709	5974	6239	6504	6769	7034	7299	7564	13.25	239	OW	60
		Multiple Upholstery																OD	52
		Body, Seat Cushion														13	234	OH	55
		Lumbar Cushion														3.5	63	SH	18.5
																		SD	20




Steel Base

- Standard: Powder Coat (Specify Martin Bratrud Color)
- Premium: Polished Stainless Steel (**PSS**), or Satin Stainless Steel (**SSS**), add \$425; and Hand Rubbed Steel in Brushed Bronze (**BBZ**), Oiled Bronze (**OBZ**), Charcoal (**CS**) or Black (**BS**), add \$310

Cartoned Wt. (lbs.) 280
Cartoned Vol. (cu.ft.) 111

GSA SIN 711-16

Style	COM	COL	MB Leather Grade			Fabric Grades									Fabric Yardage	Sq. Ft. Leather	Dimensions		
			A	B	C	1	2	3	4	5	6	7	8	9					
Medinah 1929-70	Banquettes	3208	3529	5517	5844	6178	3720	3885	4050	4215	4380	4545	4710	4875	5040	8.25	149	OW	63
	High Back	Multiple Upholstery																OD	39.5
	30° Angled	Body, Seat Cushion														9.5	171	OH	55
	Armless	Lumbar Cushion														1.75	32	SH	18.5
																	SD	20	




Steel Base

- Standard: Powder Coat (Specify Martin Bratrud Color)
- Premium: Polished Stainless Steel (**PSS**), or Satin Stainless Steel (**SSS**), add \$375; and Hand Rubbed Steel in Brushed Bronze (**BBZ**), Oiled Bronze (**OBZ**), Charcoal (**CS**) or Black (**BS**), add \$275

Cartoned Wt. (lbs.) 210
Cartoned Vol. (cu.ft.) 89

GSA SIN 711-16

Medinah 1929-70BTB	Banquettes	5421	5963	9270	9814	10371	6274	6549	6824	7099	7374	7649	7924	8199	8474	13.75	248	OW	73
	High Back	Multiple Upholstery																OD	63
	30° Angled	Body, Seat Cushion														13.5	243	OH	55
	Back-to-Back	Lumbar Cushion														3.5	63	SH	18.5
	Armless																SD	20	




Steel Base

- Standard: Powder Coat (Specify Martin Bratrud Color)
- Premium: Polished Stainless Steel (**PSS**), or Satin Stainless Steel (**SSS**), add \$425; and Hand Rubbed Steel in Brushed Bronze (**BBZ**), Oiled Bronze (**OBZ**), Charcoal (**CS**) or Black (**BS**), add \$310

Cartoned Wt. (lbs.) 290
Cartoned Vol. (cu.ft.) 161

GSA SIN 711-16

Style	COM	COL	MB Leather Grade			Fabric Grades									Fabric Yardage	Sq. Ft. Leather	Dimensions		
			A	B	C	1	2	3	4	5	6	7	8	9					
Medinah 1929-80	Banquettes	3354	3689	6083	6469	6864	3959	4154	4349	4544	4739	4934	5129	5324	5519	9.75	176	OW	63
	High Back	Multiple Upholstery																OD	43
	45° Angled	Body, Seat Cushion														8	144	OH	55
	Armless	Lumbar Cushion														1.5	27	SH	18.5
																		SD	20



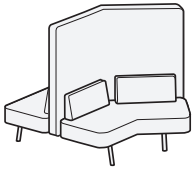
Steel Base

- Standard: Powder Coat (Specify Martin Brattrud Color)
- Premium: Polished Stainless Steel (**PSS**), or Satin Stainless Steel (**SSS**), add \$375; and Hand Rubbed Steel in Brushed Bronze (**BBZ**), Oiled Bronze (**OBZ**), Charcoal (**CS**) or Black (**BS**), add \$275

Cartoned Wt. (lbs.) 220
Cartoned Vol. (cu.ft.) 97

GSA SIN 711-16

Medinah 1929-80BTB	Banquettes	5668	6235	9517	10061	10618	6521	6796	7071	7346	7621	7896	8171	8446	8721	13.75	248	OW	79
	High Back	Multiple Upholstery																OD	66.5
	45° Angled	Body, Seat Cushion														13.5	243	OH	55
	Back-to-Back	Lumbar Cushion														3.5	63	SH	18.5
	Armless																	SD	20



Steel Base

- Standard: Powder Coat (Specify Martin Brattrud Color)
- Premium: Polished Stainless Steel (**PSS**), or Satin Stainless Steel (**SSS**), add \$425; and Hand Rubbed Steel in Brushed Bronze (**BBZ**), Oiled Bronze (**OBZ**), Charcoal (**CS**) or Black (**BS**), add \$310

Cartoned Wt. (lbs.) 300
Cartoned Vol. (cu.ft.) 183

GSA SIN 711-16

Martin Bratrud Inc.

Style		COM	COL	MB Leather Grade			Fabric Grades									Fabric Yardage	Sq. Ft. Leather	Dimensions	
				A	B	C	1	2	3	4	5	6	7	8	9				
Monument 930-01	Banquettes Mid Back Armless	1986	2185	3246	3424	3606	2265	2355	2445	2535	2625	2715	2805	2895	2985	4.5	81	OW	29
																		OD	28
																		OH	33
																		SH	18.5
																		AH	26
																		SD	20
																		Wood Legs	
																		• Standard Wood Legs: Solid Ash	
																		• No charge option Wood Legs: Solid Maple	
																		• Premium Wood Legs: Solid Walnut, add \$120 (Specify Martin Bratrud Standard Finish)	
																Button Option			
																• Standard Inside Back: No Button			
																• Upholstered Button Option (BTN), add \$18			
																Cartoned Wt. (lbs.)	65		
																Cartoned Vol. (cu.ft.)	20		
Monument 930-06LAF	Banquettes Mid Back Arm LAF	2068	2275	3468	3666	3868	2378	2478	2578	2678	2778	2878	2978	3078	3178	5	90	OW	29
																		OD	28
																		OH	33
																		SH	18.5
																		AH	26
																		SD	20
																		Model 930-06RAF for RAF Arm	
																		Wood Legs	
																		• Standard Wood Legs: Solid Ash	
																		• No charge option Wood Legs: Solid Maple	
																• Premium Wood Legs: Solid Walnut, add \$120 (Specify Martin Bratrud Standard Finish)			
																Button Option			
																• Standard Inside Back: No Button			
																• Upholstered Button Option (BTN), add \$18			
																Cartoned Wt. (lbs.)	70		
																Cartoned Vol. (cu.ft.)	20		
Monument 931-07RAF	Banquettes High Back Right Arm Facing	2205	2426	3954	4202	4455	2593	2718	2843	2968	3093	3218	3343	3468	3593	6.25	113	OW	29
																		OD	29
																		OH	43
																		SH	18.5
																		AH	26
																		SD	20
																		Standard in fully upholstered base and wood legs Available with button (BTN), add \$18	
																		Button Option	
																		• Standard Inside Back: No Button	
																		• Upholstered Button Option (BTN), add \$18	
																Cartoned Wt. (lbs.)	70		
																Cartoned Vol. (cu.ft.)	27		

Martin Bratrud Inc.

Style		COM	COL	MB Leather Grade			Fabric Grades									Fabric Yardage	Sq. Ft. Leather	Dimensions		
				A	B	C	1	2	3	4	5	6	7	8	9					
Monument 931-01	Banquettes High Back Armless	2111	2322	3860	4108	4361	2499	2624	2749	2874	2999	3124	3249	3374	3499	6.25	113	OW	30	
																			OD	29
																			OH	43
																			SH	18.5
																			SD	20
																			Wood Legs	
																			• Standard Wood Legs: Solid Ash	
																			• No charge option Wood Legs: Solid Maple	
																			• Premium Wood Legs: Solid Walnut, add \$120 (Specify Martin Bratrud Standard Finish)	
																			Button Option	
																	• Standard Inside Back: No Button			
																	• Upholstered Button Option (BTN), add \$18			
															Cartoned Wt. (lbs.)	70				
															Cartoned Vol. (cu.ft.)	27				
Monument 931-06LAF	Banquettes High Back Left Arm Facing	2205	2426	4024	4282	4545	2608	2738	2868	2998	3128	3258	3388	3518	3648	6.5	117	OW	29	
																			OD	29
																			OH	43
																			SH	18
																			AH	26
																			SD	20
																			Model 931-06RAF for RAF Arm	
																			Wood Legs	
																			• Standard Wood Legs: Solid Ash	
																			• No charge option Wood Legs: Solid Maple	
																	• Premium Wood Legs: Solid Walnut, add \$120 (Specify Martin Bratrud Standard Finish)			
																	Button Option			
																	• Standard Inside Back: No Button			
																	• Upholstered Button Option (BTN), add \$18			
															Cartoned Wt. (lbs.)	80				
															Cartoned Vol. (cu.ft.)	27				
Monument 930-07RAF	Banquettes Mid Back Arm RAF	2068	2275	3468	3666	3868	2378	2478	2578	2678	2778	2878	2978	3078	3178	5	90	OW	29	
																			OD	28
																			OH	33
																			SH	18.5
																			AH	26
																			SD	20
																			Standard in fully upholstered base and wood legs Available with button (BTN), add \$18	
															Cartoned Wt. (lbs.)	70				
															Cartoned Vol. (cu.ft.)	20				

Monument Banquette Worksheet

Instructions

Please submit this worksheet for Martin Bratrud to process an accurate price quote. This form should accompany your purchase order to ensure that production specifications and proper applications of fabrics/leathers are met to your standards. Please attach a floor plan with custom or modified banquette orders. Contact customer service for more information.

Components



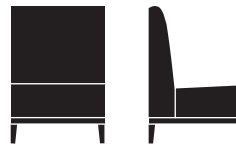
Mid Back
Armless



Mid Back
One Arm LAF



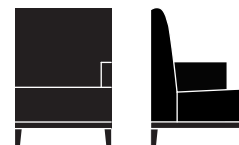
Mid Back
One Arm RAF



High Back
Armless



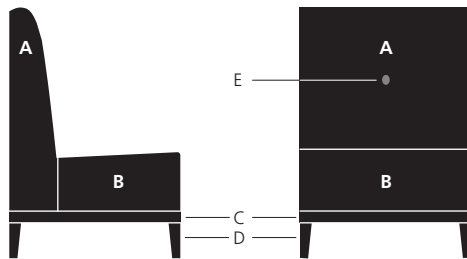
High Back
One Arm LAF



High Back
One Arm RAF

Fabric Placement**

- A. Body
- B. Seat Cushion
- C. Upholstered or wood band (optional)*
- E. Button (optional)*



Components



Mid Back
Inside Wedge



Mid Back
Outside Wedge



High Back
Inside Wedge



High Back
Outside Wedge


*Additional fees apply. Contact factory for more information.

**See page 7-8 of Price List for fabric repeat information.

Style	COM	COL	MB Leather Grade			Fabric Grades									Fabric Yardage	Sq. Ft. Leather	Dimensions		
			A	B	C	1	2	3	4	5	6	7	8	9					
Reveal 980-51HTB	Banquettes High Back	4255	4681	6774	7131	7495	4813	4993	5173	5353	5533	5713	5893	6073	6253	9	162	OW	51
		Multiple Upholstery																	
		Body, Seat Cushion														7.5	135	OH	55.5
		Lumbar Cushion														1.75	32	SH	19
		Metal Base																	
		<ul style="list-style-type: none"> Standard: Powder Coat (PC) (Specify Martin Bratrud Color) Premium: Stainless Steel, Polished (PSS) or Satin (SSS), add \$TBD Premium: Hand Rubbed Brushed Bronze (BBZ), Oiled Bronze (BBZ), Charcoal (CS), or Black (BS), add \$255 (Specify Martin Bratrud Finish or Color)																	
		Lumbar Cushion(s)																	
		<ul style="list-style-type: none"> Standard: Two Lumbar Cushions For Single Lumbar Cushion specify 980-53HTB 																	
		Seat Cushion																	
		<ul style="list-style-type: none"> Standard: Single Seat Cushion For Two Seat Cushions specify 980-52HTB 																	
												Cartoned Wt. (lbs.)	0						
GSA SIN 711-16												Cartoned Vol. (cu.ft.)	56						




Reveal 980-51BTB	Banquettes High Back Back-to-Back	7205	7926	11264	11838	12425	8104	8394	8684	8974	9264	9554	9844	10134	10424	14.5	261	OW	51
		Multiple Upholstery																	
		Body, Seat Cushion														11.5	207	OH	55.5
		Lumbar Cushion														3.5	63	SH	19
		Metal Base																	
		<ul style="list-style-type: none"> Standard: Powder Coat (PC) (Specify Martin Bratrud Color) Premium: Stainless Steel, Polished (PSS) or Satin (SSS), add \$TBD Premium: Hand Rubbed Brushed Bronze (BBZ), Oiled Bronze (BBZ), Charcoal (CS), or Black (BS), add \$395 (Specify Martin Bratrud Finish or Color)																	
		Lumbar Cushion(s)																	
		<ul style="list-style-type: none"> Standard: Two Lumbar Cushions For Single Lumbar Cushion specify 980-53BTB 																	
		Seat Cushion																	
		<ul style="list-style-type: none"> Standard: Single Seat Cushion each side For Two Seat Cushions each side specify 983-52BTB 																	
												Cartoned Wt. (lbs.)	0						
GSA SIN 711-16												Cartoned Vol. (cu.ft.)	56						



Style	COM	COL	MB Leather Grade			Fabric Grades			MB Masquerade							Fabric Yardage	Sq. Ft. Leather	Dimensions	
			A	B	C	1	2	3	4	5	6	7	8	9					
Reveal 983-51HTB	Banquettes Mid Back	3988	4387	6297	6624	6958	4500	4665	4830	4995	5160	5325	5490	5655	5820	8.25	149	OW	51
Multiple Upholstery																			
Body, Seat Cushion																6.75	122	OH	43.5
Lumbar Cushion																1.75	32	SH	19
																		SD	20.5
Metal Base																			
<ul style="list-style-type: none"> Standard: Powder Coat (PC) (Specify Martin Brattrud Color) Premium: Stainless Steel, Polished (PSS) or Satin (SSS), add \$TBD Premium: Hand Rubbed Brushed Bronze (BBZ), Oiled Bronze (BBZ), Charcoal (CS), or Black (BS), add \$255 (Specify Martin Brattrud Finish or Color)																			
Lumbar Cushion(s)																			
<ul style="list-style-type: none"> Standard: Two Lumbar Cushions For Single Lumbar Cushion specify 980-51HTB 																			
Seat Cushion																			
<ul style="list-style-type: none"> Standard: Single Seat Cushion For Two Seat Cushions specify 983-52HTB 																			
																Cartoned Wt. (lbs.)	0		
GSA SIN 711-16																Cartoned Vol. (cu.ft.)	45		



Reveal 983-51BTB	Banquettes Mid Back Back-to-Back	6724	7396	10783	11357	11944	7623	7913	8203	8493	8783	9073	9363	9653	9943	14.5	261	OW	51
Multiple Upholstery																			
Body, Seat Cushion																10.75	194	OH	43.5
Lumbar Cushion																3.5	63	SH	19
																		SD	20.5
Metal Base																			
<ul style="list-style-type: none"> Standard: Powder Coat (PC) (Specify Martin Brattrud Color) Premium: Stainless Steel, Polished (PSS) or Satin (SSS), add \$TBD Premium: Hand Rubbed Brushed Bronze (BBZ), Oiled Bronze (BBZ), Charcoal (CS), or Black (BS), add \$395 (Specify Martin Brattrud Finish or Color)																			
Lumbar Cushion(s)																			
<ul style="list-style-type: none"> Standard: Two Lumbar Cushions For Single Lumbar Cushion specify 980-53BTB 																			
Seat Cushion																			
<ul style="list-style-type: none"> Standard: Single Seat Cushion each side For Two Seat Cushions each side specify 983-52BTB 																			
																Cartoned Wt. (lbs.)	0		
GSA SIN 711-16																Cartoned Vol. (cu.ft.)	73		



Martin Bratrud

Tables

2018

Style		Metal	Wood	Ash	Maple	Walnut	Corian®	P-Lam	Stone	Dimensions
				Plank	Plank	Plank	Glacier White			
Arbre	Side Tables	1205	1392	1737	1737	1839	1432	1315	1508	OW 18
446-18CO	Round									OD 18
	Offset Post									OH 26

Metal Base with Offset Post

- Standard: Powder Coat (Specify Standard Martin Bratrud color)



Top

- Specify from Material Offerings priced above
(For Wood Specify Standard Martin Bratrud Finish)
- Metal Standard: Powder Coat color matching Base
- Laminate: 90° Edge only. (Specify Martin Bratrud Standards)
- Corian® Premium: Concrete **(CNT)** or Carbon **(CCT)**, add \$119
- Stone Standards: Black Granite **(BG)** or Carrara Marble **(CM)**

GSA SIN 711-11

Style	Flat Price		
Style	Price		
Assembli	Tables	795	
1504-12RO	Metal Top		OW 12
	Shelf		OD 13.5
	Open		OH 27.5
		Table Top, Frame, and Base standard in Powder Coat Sugar. <ul style="list-style-type: none"> • Available in six additional Powder Coat colors. See below for more options. • Available in custom Powder Coat colors. Available with Table Top Platform. <ul style="list-style-type: none"> • Top Available with extra .5" Maple Veneer Platform, upcharges apply. • Plaform also available in Rift Cut Oak and Walnut Veneer, upcharges apply. 	



GSA SIN 711-16

Assembli	Tables	926	
1504-12RMO	Metal Top		OW 12
	Shelf		OD 13.5
		Table Top, Frame, and Base standard in Powder Coat Sugar. <ul style="list-style-type: none"> • Available in six additional Powder Coat colors. See below for more options. • Available in custom Powder Coat colors. Available with Table Top Platform. <ul style="list-style-type: none"> • Top Available with extra .5" Maple Veneer Platform, upcharges apply. • Plaform also available in Rift Cut Oak and Walnut Veneer, upcharges apply. 	OH 27.5



GSA SIN 711-16

Assembli	Tables	991	
1504-12RWO	Metal Top		OW 12
	Shelf		OD 13.5
	Wood		OH 27.5
		Table Top and Base standard in Powder Coat Sugar. <ul style="list-style-type: none"> • Available in six additional Powder Coat colors. See below for more options. • Available in custom Powder Coat colors. Table Wood Back standard as Maple Veneer. <ul style="list-style-type: none"> • Available in Rift Cut Oak Veneer Walnut Veneer. Upcharges apply. Available with Table Top Platform. <ul style="list-style-type: none"> • Top Available with extra .5" Maple Veneer Platform, upcharges apply. • Plaform also available in Rift Cut Oak and Walnut Veneer, upcharges apply. 	



GSA SIN 711-16



An Internal Error Has Occurred.

Error: An Internal Error Has Occurred.

Contact

1224 West 132nd St.
Gardena, CA 90247

[Email Us](#)

Find a Rep

Select a Region



Newsletter Sign Up

Your Email

SIGN UP

Join Us

 [Instagram](#)

 [Pinterest](#)

 [Facebook](#)



An Internal Error Has Occurred.

Error: An Internal Error Has Occurred.

Contact

1224 West 132nd St.
Gardena, CA 90247

[Email Us](#)

Find a Rep

Select a Region



Newsletter Sign Up

Your Email

SIGN UP

Join Us

 [Instagram](#)

 [Pinterest](#)

 [Facebook](#)



An Internal Error Has Occurred.

Error: An Internal Error Has Occurred.

Contact

1224 West 132nd St.
Gardena, CA 90247

[Email Us](#)

Find a Rep

Select a Region



Newsletter Sign Up

Your Email

SIGN UP

Join Us

 [Instagram](#)

 [Pinterest](#)

 [Facebook](#)



An Internal Error Has Occurred.

Error: An Internal Error Has Occurred.

Contact

1224 West 132nd St.
Gardena, CA 90247

[Email Us](#)

Find a Rep

Select a Region



Newsletter Sign Up

Your Email

SIGN UP

Join Us

 [Instagram](#)

 [Pinterest](#)

 [Facebook](#)



An Internal Error Has Occurred.

Error: An Internal Error Has Occurred.

Contact

1224 West 132nd St.
Gardena, CA 90247

[Email Us](#)

Find a Rep

Select a Region



Newsletter Sign Up

Your Email

SIGN UP

Join Us

 [Instagram](#)

 [Pinterest](#)

 [Facebook](#)



An Internal Error Has Occurred.

Error: An Internal Error Has Occurred.

Contact

1224 West 132nd St.
Gardena, CA 90247

[Email Us](#)

Find a Rep

Select a Region



Newsletter Sign Up

Your Email

SIGN UP

Join Us

 [Instagram](#)

 [Pinterest](#)

 [Facebook](#)



An Internal Error Has Occurred.

Error: An Internal Error Has Occurred.

Contact

1224 West 132nd St.
Gardena, CA 90247

[Email Us](#)

Find a Rep

Select a Region



Newsletter Sign Up

Your Email

SIGN UP

Join Us

 [Instagram](#)

 [Pinterest](#)

 [Facebook](#)



An Internal Error Has Occurred.

Error: An Internal Error Has Occurred.

Contact

1224 West 132nd St.
Gardena, CA 90247

[Email Us](#)

Find a Rep

Select a Region



Newsletter Sign Up

Your Email

SIGN UP

Join Us

 [Instagram](#)

 [Pinterest](#)

 [Facebook](#)

Links Table Worksheet

Instructions

Please submit this worksheet for Martin Bratrud to process an accurate price quote. This form must accompany your purchase order to ensure production meets your specifications. Please attach a floor plan for orders of more than ten (10) tables. Contact customer service for a price quote.

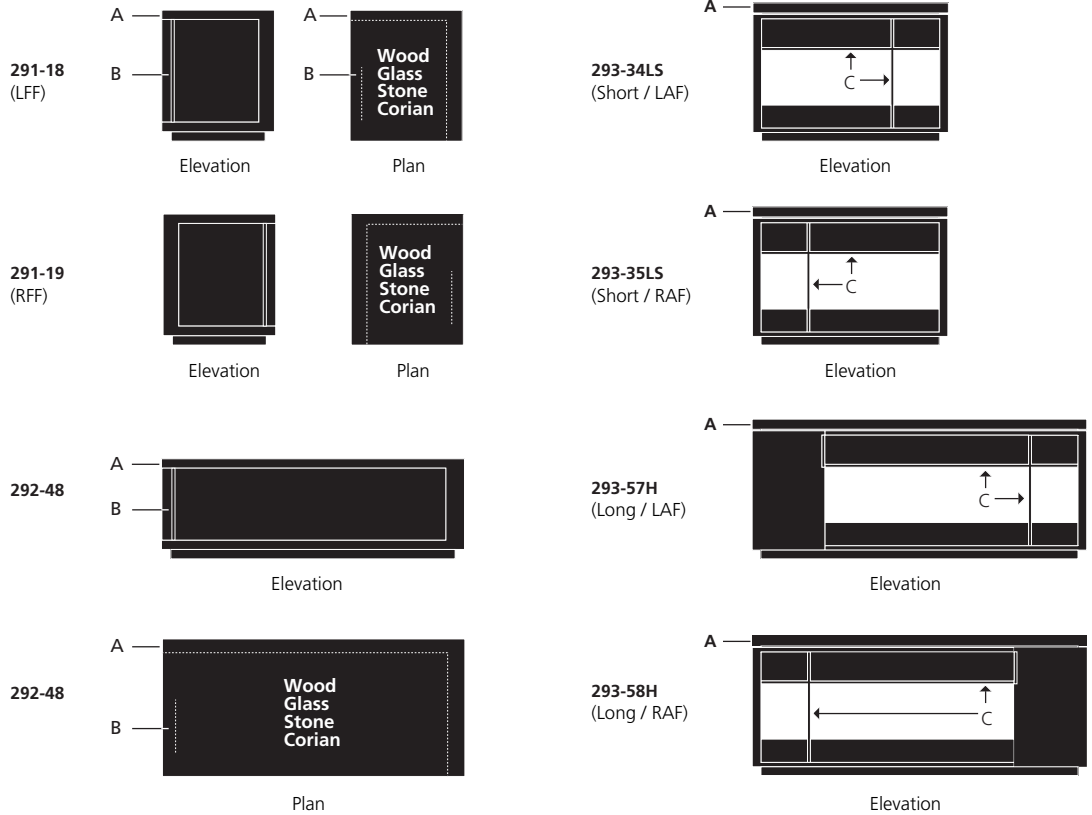


Table Selection	Wood	Glass	Stone	Corian®	Metal
A. Tops					
B. Console Back	<input type="radio"/> Open Back <input type="radio"/> Closed Back				
C. Fin (select styles only)	Optional Panel*		Optional Panel*	Optional Panel*	Brushed Aluminum
D. Console Shelf					Brushed Aluminum
E. Console Handle					<input type="radio"/> Polished Chrome <input type="radio"/> Brushed Aluminum

*Additional fees apply. Contact factory for more information.



An Internal Error Has Occurred.

Error: An Internal Error Has Occurred.

Contact

1224 West 132nd St.
Gardena, CA 90247

[Email Us](#)

Find a Rep

Select a Region



Newsletter Sign Up

Your Email

SIGN UP

Join Us

 [Instagram](#)

 [Pinterest](#)

 [Facebook](#)



An Internal Error Has Occurred.

Error: An Internal Error Has Occurred.

Contact

1224 West 132nd St.
Gardena, CA 90247

[Email Us](#)

Find a Rep

Select a Region



Newsletter Sign Up

Your Email




SIGN UP

Join Us

 [Instagram](#)

 [Pinterest](#)

 [Facebook](#)

Style		Flat Price	Clear Anodized Finish	Black Anodized Finish	Powder Coat		Dimensions
Style		Price					
Makayla 310-20C	Tables Cylinder	2191	2256	2256	2269		OW 20 OD 20 OH 20
		Table Finish • Standard: Clear Anodized (CAF) • No Charge Option: Black Anodized (BAF) • Powder Coat: Standard Martin Bratrud color (Specify Martin Bratrud Finish)					
		ADP QuickShip 15 Program (ADP)					
GSA SIN 711-11						Cartoned Wt. (lbs.) 29 Cartoned Vol. (cu.ft.) 6	
Makayla 310-24CH	Tables Hourglass	2224	2291	2291	2303		OW 24 OD 24 OH 15
		Table Finish • Standard: Clear Anodized (CAF) • No Charge Option: Black Anodized (BAF) • Powder Coat: Standard Martin Bratrud color (Specify Martin Bratrud Finish)					
		ADP QuickShip 15 Program (ADP)					
GSA SIN 711-11						Cartoned Wt. (lbs.) 35 Cartoned Vol. (cu.ft.) 7	
Makayla 310-15CH	Tables Hourglass	2129	2194	2194	2206		OW 15 OD 15 OH 20
		Table Finish • Standard: Clear Anodized (CAF) • No Charge Option: Black Anodized (BAF) • Powder Coat: Standard Martin Bratrud color (Specify Martin Bratrud Finish)					
		ADP QuickShip 15 Program (ADP)					
GSA SIN 711-11						Cartoned Wt. (lbs.) 23 Cartoned Vol. (cu.ft.) 6	
GSA SIN 711-11							
GSA SIN 711-11							
GSA SIN 711-11							

Makayla Details**Spun Aluminum Table Finishes**

Standard Finish: Clear Anodized **(CAF)**

No Charge Option Finish: Black Anodized **(BAF)**

Prime Option: Powder Coat (Specify Martin Bratrud color)

[View Powder Coat - Metallics](#)

[View Powder Coat - Neutrals](#)

[View Powder Coat - Color](#)

Custom Powder Coat Finish produced upon receipt of a customer supplied RAL# and fee of \$285 Net, with a minimum order of 5.



An Internal Error Has Occurred.

Error: An Internal Error Has Occurred.

Contact

1224 West 132nd St.
Gardena, CA 90247

[Email Us](#)

Find a Rep

Select a Region



Newsletter Sign Up

Your Email

SIGN UP

Join Us

 [Instagram](#)

 [Pinterest](#)

 [Facebook](#)



An Internal Error Has Occurred.

Error: An Internal Error Has Occurred.

Contact

1224 West 132nd St.
Gardena, CA 90247

[Email Us](#)

Find a Rep

Select a Region



Newsletter Sign Up

Your Email

SIGN UP

Join Us

 [Instagram](#)

 [Pinterest](#)

 [Facebook](#)



An Internal Error Has Occurred.

Error: An Internal Error Has Occurred.

Contact

1224 West 132nd St.
Gardena, CA 90247

[Email Us](#)

Find a Rep

Select a Region



Newsletter Sign Up

Your Email

SIGN UP

Join Us

 [Instagram](#)

 [Pinterest](#)

 [Facebook](#)



An Internal Error Has Occurred.

Error: An Internal Error Has Occurred.

Contact

1224 West 132nd St.
Gardena, CA 90247

[Email Us](#)

Find a Rep

Select a Region



Newsletter Sign Up

Your Email

SIGN UP

Join Us

 [Instagram](#)

 [Pinterest](#)

 [Facebook](#)



An Internal Error Has Occurred.

Error: An Internal Error Has Occurred.

Contact

1224 West 132nd St.
Gardena, CA 90247

[Email Us](#)

Find a Rep

Select a Region



Newsletter Sign Up

Your Email

SIGN UP

Join Us

 [Instagram](#)

 [Pinterest](#)

 [Facebook](#)



An Internal Error Has Occurred.

Error: An Internal Error Has Occurred.

Contact

1224 West 132nd St.
Gardena, CA 90247

[Email Us](#)

Find a Rep

Select a Region



Newsletter Sign Up

Your Email

SIGN UP

Join Us

 [Instagram](#)

 [Pinterest](#)

 [Facebook](#)



An Internal Error Has Occurred.

Error: An Internal Error Has Occurred.

Contact

1224 West 132nd St.
Gardena, CA 90247

[Email Us](#)

Find a Rep

Select a Region



Newsletter Sign Up

Your Email

SIGN UP

Join Us

 [Instagram](#)

 [Pinterest](#)

 [Facebook](#)



An Internal Error Has Occurred.

Error: An Internal Error Has Occurred.

Contact

1224 West 132nd St.
Gardena, CA 90247

[Email Us](#)

Find a Rep

Select a Region



Newsletter Sign Up

Your Email

SIGN UP

Join Us

 [Instagram](#)

 [Pinterest](#)

 [Facebook](#)



An Internal Error Has Occurred.

Error: An Internal Error Has Occurred.

Contact

1224 West 132nd St.
Gardena, CA 90247

[Email Us](#)

Find a Rep

Select a Region



Newsletter Sign Up

Your Email

SIGN UP

Join Us

 [Instagram](#)

 [Pinterest](#)

 [Facebook](#)



An Internal Error Has Occurred.

Error: An Internal Error Has Occurred.

Contact

1224 West 132nd St.
Gardena, CA 90247

[Email Us](#)

Find a Rep

Select a Region



Newsletter Sign Up

Your Email

SIGN UP

Join Us

 [Instagram](#)

 [Pinterest](#)

 [Facebook](#)

Martin Brattrud

Accessories

2018



An Internal Error Has Occurred.

Error: An Internal Error Has Occurred.

Contact

1224 West 132nd St.
Gardena, CA 90247

[Email Us](#)

Find a Rep

Select a Region



Newsletter Sign Up

Your Email

SIGN UP

Join Us

 [Instagram](#)

 [Pinterest](#)

 [Facebook](#)