

# TOLUCA

Martin  
/ Bratrud

## Pricelist

Effective 02/17/2026

---

DESIGNED BY CHRIS ADAMICK

Designed as a collage of independent moments creating a greater whole, Toluca offers a fresh harmonization of upholstery, wood and metal. With a softened form but an alert posture, Toluca imparts a new sense of comfort and warmth to the contract environment.

A sculpted solid Ash or Walnut shoulder rest demonstrates just how soft hardwoods can be. The upholstered surround with welt detail provides your canvas to interpret Toluca in any way you choose. The base is available in solid Ash, Walnut—or choose the steel base variant for a material trifecta, well-suited to the most demanding commercial applications.



CHAIRS	2
MATERIALS & FINISHES	4



7071-01

Chair, Lounge, Metal Base, Wood Shoulder Rest

Single Upholstery	yds	sqft
	<b>3.5</b>	<b>63</b>
-----		
Outer Width		<b>29"</b>
Outer Depth		<b>28"</b>
Outer Height		<b>31"</b>
Seat Height		<b>17"</b>

		MB LEATHER		GRADE-IN FABRICS									
COM	COL	A	B	1	2	3	4	5	6	7	8	9	
<b>3335</b>	<b>3669</b>	<b>4453</b>	<b>4734</b>	<b>3559</b>	<b>3629</b>	<b>3699</b>	<b>3769</b>	<b>3839</b>	<b>3909</b>	<b>3979</b>	<b>4049</b>	<b>4119</b>	
METAL BASE		Standard in Powder Coat Stainless Steel						add <b>428</b>			GSA SIN NOC/CLM		
✓ SCS Certified Indoor Advantage Gold													
WOOD SHOULDER REST		Standard in Ash Walnut						add <b>353</b>			See <a href="#">Materials &amp; Finishes</a> on page 4		



7072-01

Chair, Lounge, Wood Base, Wood Shoulder Rest

Single Upholstery	yds	sqft
	<b>3.5</b>	<b>63</b>
-----		
Outer Width		<b>29"</b>
Outer Depth		<b>28"</b>
Outer Height		<b>31"</b>
Seat Height		<b>17"</b>

		MB LEATHER		GRADE-IN FABRICS									
COM	COL	A	B	1	2	3	4	5	6	7	8	9	
<b>3455</b>	<b>3801</b>	<b>4573</b>	<b>4854</b>	<b>3679</b>	<b>3749</b>	<b>3819</b>	<b>3889</b>	<b>3959</b>	<b>4029</b>	<b>4099</b>	<b>4169</b>	<b>4239</b>	
WOOD BASE & SHOULDER REST		Standard in Ash Walnut						add <b>600</b>			GSA SIN NOC/CLM		
✓ SCS Certified Indoor Advantage Gold													
See <a href="#">Materials &amp; Finishes</a> on page 4													

## Notes

---

### **Metal Base**

(Specify Martin Brattrud Finish)

Standard Finish: Powder Coat

[View Powder Coat - Metallics](#)

[View Powder Coat - Neutrals](#)

[View Powder Coat - Color](#)

Custom Powder Coat Finish produced upon receipt of a customer supplied RAL# and fee of \$385 Net, with a minimum order of 10.

### **Solid Wood Base**

(Specify Martin Brattrud Finish)

Standard: Ash

Premium: Walnut

[View Ash Wood Standard Finishes](#)

[View Walnut Wood Standard Finishes](#)

(Specify Martin Brattrud finish)

Custom Wood Finish produced upon receipt of a customer's approved sample match and fee of \$200 Net for each unique finish per order.

### **Sculpted Solid Wood Shoulder Rest**

Standard: Ash

Premium: Walnut

Finishes to match if base is wood.










































































































If base is metal, specify Martin Brattrud finish.

### **Upholstery**

Self-Welt detail along surround as standard.

Contrast welt detail available.

## Materials & Finishes

Metal																			
<b>POWDER COAT - COLOR</b>	<table border="0"> <tr> <td> CLD Cloud</td> <td> CMT Cement</td> <td> MTL Gunmetal</td> <td> SEA Deep Sea</td> <td> VBG Vandenberg</td> <td> DNE Dune</td> </tr> <tr> <td> CRL Coral</td> <td> AGV Agave</td> <td> CHR Churro</td> <td></td> <td></td> <td></td> </tr> </table>	 CLD Cloud	 CMT Cement	 MTL Gunmetal	 SEA Deep Sea	 VBG Vandenberg	 DNE Dune	 CRL Coral	 AGV Agave	 CHR Churro									
	 CLD Cloud	 CMT Cement	 MTL Gunmetal	 SEA Deep Sea	 VBG Vandenberg	 DNE Dune													
	 CRL Coral	 AGV Agave	 CHR Churro																
	<b>POWDER COAT - NEUTRALS</b>	<table border="0"> <tr> <td> SRG Sugar Gloss</td> <td> SGM Sugar Matte</td> <td> CBG Carbon Gloss</td> <td> CBN Carbon Matte</td> <td></td> <td></td> </tr> </table>	 SRG Sugar Gloss	 SGM Sugar Matte	 CBG Carbon Gloss	 CBN Carbon Matte													
 SRG Sugar Gloss	 SGM Sugar Matte	 CBG Carbon Gloss	 CBN Carbon Matte																
<b>POWDER COAT - METALLICS</b>	<table border="0"> <tr> <td> SIL Silver</td> <td> LD Lead</td> <td> BRZ Bronze</td> <td> FLI Flint</td> <td> MCA Mica</td> <td></td> </tr> </table>	 SIL Silver	 LD Lead	 BRZ Bronze	 FLI Flint	 MCA Mica													
 SIL Silver	 LD Lead	 BRZ Bronze	 FLI Flint	 MCA Mica															
<b>STAINLESS STEEL</b>	<table border="0"> <tr> <td> PSS Polished Stainless Steel</td> <td> SSS Satin Stainless Steel</td> <td></td> <td></td> <td></td> <td></td> </tr> </table>	 PSS Polished Stainless Steel	 SSS Satin Stainless Steel																
 PSS Polished Stainless Steel	 SSS Satin Stainless Steel																		
Wood																			
<b>ASH</b>	<table border="0"> <tr> <td> ASH1 Shoji</td> <td> ASH2 Cinder</td> <td> ASH3 Storm</td> <td> ASH8 Natural</td> <td> ASH9 Coal</td> <td> ASH10 Driftwood</td> </tr> <tr> <td> ASH11 Burro</td> <td> ASH12 Char</td> <td> ASH13 Dune</td> <td> ASH14 Coral</td> <td> ASH15 Agave</td> <td> ASH16 Deep Sea</td> </tr> <tr> <td> ASH17 Vandenberg</td> <td></td> <td></td> <td></td> <td></td> <td></td> </tr> </table>	 ASH1 Shoji	 ASH2 Cinder	 ASH3 Storm	 ASH8 Natural	 ASH9 Coal	 ASH10 Driftwood	 ASH11 Burro	 ASH12 Char	 ASH13 Dune	 ASH14 Coral	 ASH15 Agave	 ASH16 Deep Sea	 ASH17 Vandenberg					
	 ASH1 Shoji	 ASH2 Cinder	 ASH3 Storm	 ASH8 Natural	 ASH9 Coal	 ASH10 Driftwood													
	 ASH11 Burro	 ASH12 Char	 ASH13 Dune	 ASH14 Coral	 ASH15 Agave	 ASH16 Deep Sea													
	 ASH17 Vandenberg																		
<b>WALNUT</b>	<table border="0"> <tr> <td> WAL1 Natural</td> <td> WAL2 Deep</td> <td></td> <td></td> <td></td> <td></td> </tr> </table>	 WAL1 Natural	 WAL2 Deep																
 WAL1 Natural	 WAL2 Deep																		

## Notes

SEE FINISHES ONLINE

**WOOD:** <https://martinbrattrud.com/Wood>

**METAL & PAINT:** <https://martinbrattrud.com/Metal>

**CORIAN®:** <https://martinbrattrud.com/Corian®>

**STONE:** <https://martinbrattrud.com/Stone>